




# Minnesota WoodTurners Association

A LOCAL CHAPTER OF THE AMERICAN ASSOCIATION OF WOODTURNERS

**AAW** | AMERICAN ASSOCIATION  
OF WOODTURNERS

Volume 2024 April

April  
Demonstrator  
**Michael**  
**Mocho**



# In This Issue

## Minnesota Woodturners Association

### Officers

#### **PRESIDENT**

Charlie Prokop

#### **VICE PRESIDENT AND AAW**

#### **REPRESENTATIVE & DEMONSTRATIONS**

Linda Ferber

#### **TREASURER**

John Hehre

#### **RECORDING SECRETARY**

Julie Abbott

### At Large Directors

Dave Blume

Mike Braml

Dan Ernst

Rosanne Gold

Sandra Seidel

#### **MEMBERSHIP DIRECTOR**

Sandra Seidel

Travis Gast

#### **TECHNICAL SUPPORT**

Janese Evans

Dick Hicks

Jeane Gannon

Dan Larson

Lee Luebke

George Martin

Dan Ernst

Ric Zillman

Byron Patterson

#### **LIBRARY**

Steve Clark

### OTHER STAFF SUPPORT

Jim Jacobs – Commission Work Co-ordinator

Bob Meyer, Janese Evans - Group Purchasing

Mark Wedul – Wood Supply Coordinator

Charlie Prokop- Class Coordinator

Website Oversight – Lee Luebke

Linda Ferber – Demonstrations


Paul Laes – Sealer/Tool Sales

Scott McMurray, Peter Bryant, Pete Thomas – Maintenance

Mike Rohrer - Newsletter

Beads of Courage	p. 3
Before the Meeting	p. 10
Instant Gallery	p. 13
Member Challenge	p. 18
Meeting/Demonstration	p. 22
Demonstrators from the Past	p. 29
Next Meeting	p. 33
New Members	p. 35
Classes	p. 38
Area Group Meetings	p. 41
Bulletin Board	p. 55
Lathe Contact	p. 66
Member Help Line	p. 68
Editor's Notes	p. 70





**MWA**  
**Community Service**




Linda Ferber and Jay Schulz made a trip to Mora, MN and dropped off 6 MWA turned wig stands at 'Wigs for the Cure' located at Linda's Hair Design Salon. Wigs for the Cure is the first of two local organizations to which MWA will provide wig stands. Wigs for the Cure is a small local organization that provides wigs to patients in the very north metro and central MN region around Cambridge, MN. The two ladies responsible for the organization are Pam Mattson (right) and Linda Pierson (left). Pam began the program in 2015 and Linda joined in to support shortly thereafter.

A link to their web page is attached below if you are interested.

<https://wigsfortheure.com/>





Some of Sue & Cindy Erickson's Bead Bags


This young woman is a participant in the Beads at Home program (formerly Beads in the Mail, BITM). She received one of Ben Pawlak's BoC boxes.







Kraig Brue



Bob Meyer




Greg Just



Mike Braml



Greg Just




Phylcia and Fern, the therapy dog, receiving bags and tops (at right) at UM Masonic Childrens Hospital. At the same time, boxes were also delivered.



Rhonda Schulz, Diane Puetz, Vickie Braml, Sue & Cindy Erickson





The March BoC table  
was definitely bountiful



Remember folks, **EVERY** bead is a  
procedure these kids have gone through





**I tried to come up  
with a carpentry pun  
that woodwork. I think  
I nailed it but nobody  
saw it.**





# Before the Meeting



Steve McLoon & Mark Calabria



Don Schlais lecturing Al Fletcher and Bill Breckon



Lee Tourtelotte & Jim Jacobs



Mark Palma catches Mike Rohrer bringing his koa bowl for the Instant Gallery



Checking out small pieces turned by Michael Mocho





# Before the Meeting (cont'd)



The crowd gathers



Jeanne Gannon preparing to video the demo



Mike Rohrer taking pictures of Instant Gallery pieces



Michael Mocho conferring with Jeff Luedloff



Linda Ferber introduces Michael Mocho







Why science teachers  
should not be given  
playground duty.







# Instant Gallery – April Meeting



Ben Pawlak



Don Pohlman



Don's hollowing tools



John Enstrom



Eric Koslowski



George Martin Salt 'n Pepper





# Instant Gallery (cont'd)



Dan Ernst & John Suhreptz



Al Fletcher



Jim Jacobs



Linda Ferber



Jim Helferich



Shauna Patterson







## Instant Gallery (cont'd)



Jim Jacobs



Ken Klein



Lee Luebke



Mike Rohrer





## Instant Gallery (cont'd)



Mike Rohrer



Sid Buxton



Roger Erikson






# Auto-correct strikes again!

A friend went to Pizza Hut tonight... might be one of the worst reasons to have to close 🤔





# March Member Challenge – Spindles for Wig Stands



Ryan Overgaard



Linda Ferber




Tom Keyser







# March Member Challenge – Spindles for Wig Stands (cont'd)



Jimmy Robertson,  
Shauna Patterson



Dave Schulte



Steve Schere




Dave Schulte



George Martin




George Martin,  
Jimmy Robertson





# March Member Challenge – Spindles for Wig Stands (cont'd)



Al Fletcher



Ben Pawlak



John Campbell

## March Monthly Challenge

24 spindles

9 bases and top sets

8 or 9 complete wig stands

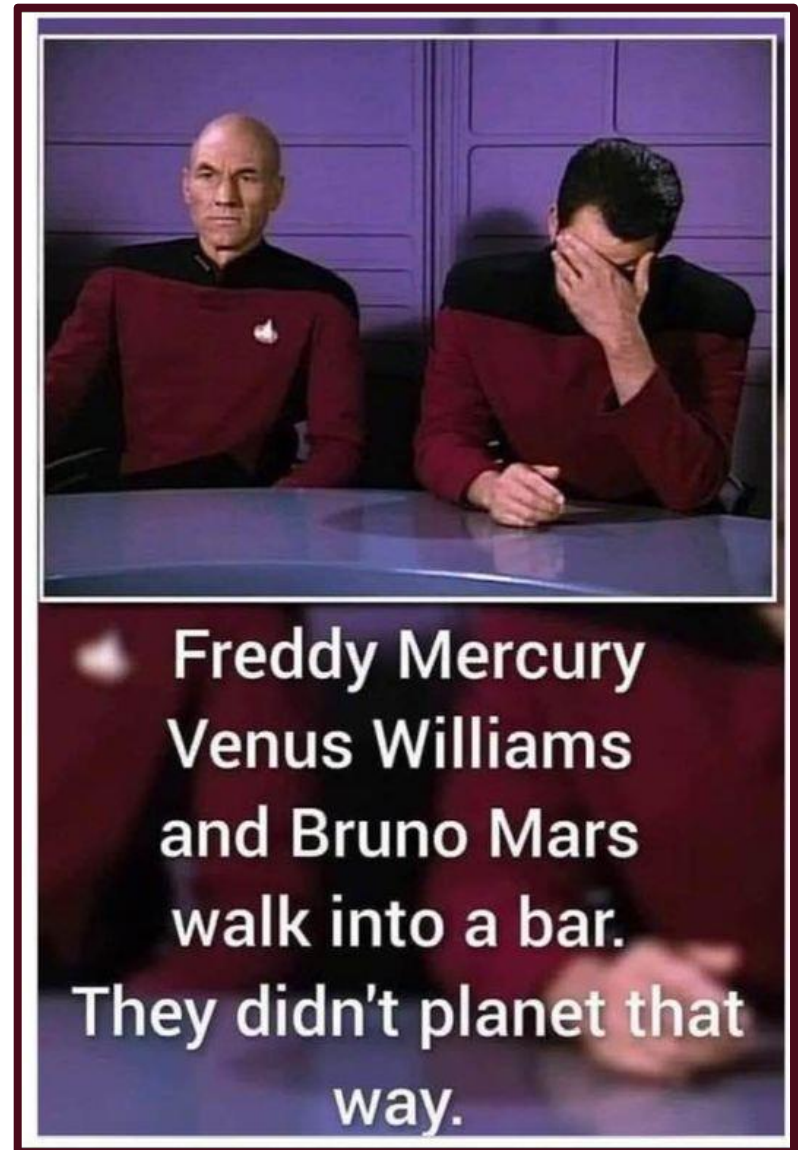
Several donated spindles have been matched with base/tops.  
The number of completed wig stand sets is 34.  
This is wonderful and heart-warming.

Linda Ferber

*Thanks to Jeff Koltveit and  
WOODCRAFT for providing the gift  
cards for the Member  
Challenge/Instant Gallery drawing*










# April Demonstration “Total Control”

**Michael Mocho**



His ability to speedily and carefully turn even the most delicate pieces exemplified a “total control” type turning to which all woodturners can aspire

Demonstrator Michael Mocho gave a rapid-fire demonstration that packed a very large number of tips and techniques into his program





## April Demonstration “Total Control” (cont’d)

**Michael Mocho**



Michael’s mounting between centers technique was fast and accurate



He chuck-mounted small pieces for excellent control



One of Michael’s main topics was “chatter turning” meaning that either the wood or the tool is vibrating. The vibration causes the tool edge to touch the wood intermittently and to cut at those points. He showed how good control of the tool can result in an extremely wide variation of very interesting patterns.







## April Demonstration "Total Control" (cont'd)

**Michael Mocho**




Total control allows turning complex pieces that are very small



Some examples of Michael's chatter turning



Showing his favorite style  
of headstock driving point



Michael uses many gauges  
to save time and insure  
accuracy





## April Demonstration "Total Control" (cont'd)

Michael Mocho




Various jigs save time and insure stability and accuracy



Precise grooves are a mark of excellence



With Total Control you can get paper thin shavings



To enjoy turning, be safe, and produce excellent and beautiful pieces, you must be in **TOTAL CONTROL**





## April Demonstration "Total Control" (cont'd)

**Michael Mocho**

Some pieces Michael  
showed during his demo

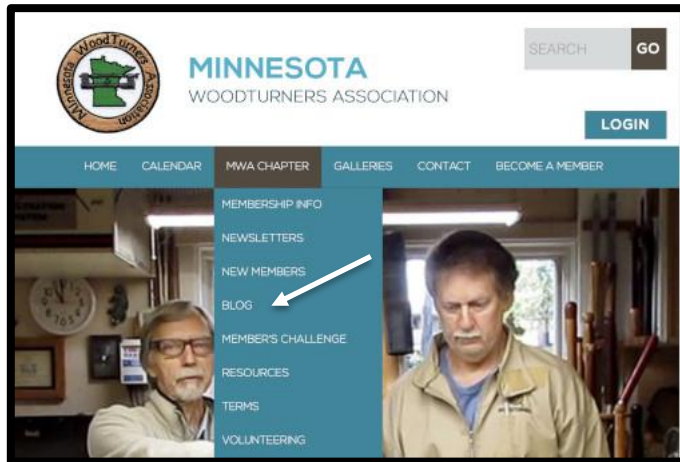




# MWA March Demo (cont'd)

Michael Mocho

Thank you so much, Mike



Michael's entire demo is available on the MWA's website under the Blogs

On the Home Page, click on Blog. If this page does not show up, go to:

<https://www.mnwoodturners.com/mwa-chapter/blog/>

## BLOG

*Check out the 2020-2021 and other Archives. We have our Tuesday Turners Tune Up demos posted.*

Navigating through the Blog you will find helpful information like how to build a log processing

## ARCHIVE

- 2024
- 2023
- 2022
- 2021
- 2020
- 2019

Go to 2024

Michael Mocho shows us Special Detailing Cuts and Thread Chasing

Scroll down and click on the YouTube video that will show you Dave's & Jay's entire demo



# MWA Archives of Demos & Other Activities



On the Home Page, click on Blog. If this page does not show up, go to:

<https://www.mnwoodturners.com/mwa-chapter/blog/>

## BLOG

*Check out the 2020-2021 and other Archives. We have our Tuesday Turners Tune Up demo posted.*

Navigating through the Blog you will find helpful information like how to build a log processing

## ARCHIVE

- 2023
- 2022
- 2021
- 2020
- 2019

The MWA became quite active in saving demonstrations beginning in 2014. Check out the archived demos to find some interesting to you

Scroll down and click on the YouTube video that will show you the recorded demonstration



# Some Demonstrators From the Past

Jim Zangl



Alan Lacer



Al Stirt



Jim Jacobs



Jimmy Clews





# Some Demonstrators From the Past (cont'd)

Jim Zangl



Johanas Michelson




Mike Stafford



# Some Demonstrators From the Past (cont'd)

Jim Zangl



Stuart Batty



Thanks, Jim





# Mike Rohrer's old brain neurons complaining about his trying to remember things

For decades and decades, we've helped him remember students' names, when to use a gouge or a scraper, what his dean's favorite drink is, the difference between shellac and varnish . . . now he wants to remember that person's name!  
– He can just wait a while!





## MWA April MEETING



### **In person and Zoom**

**May 4th**

**Demo starts at 10:00 am**

**Zoom is live at 9:30 am**

**Doors open at 9:00 am**

**Todd Williams will demo his talent and techniques for creating very thin pieces**





## MWA May MEETING (cont'd)

Bring your **“Lidded Boxes”** for  
the Member Challenge to the  
May meeting

**INSTANT GALLERY TURNINGS CAN BE SENT TO EDITOR MIKE ROHRER  
(mdrprof@gmail.com) OR BROUGHT  
TO THE MONTHLY MEETING.**

**MONTHLY CHALLENGE TURNINGS MUST BE BROUGHT TO THE MONTHLY  
MEETING**

**Woodcraft gift cards will be awarded by a drawing of contributors to the Monthly  
challenge or the Instant Gallery**

**What have you made this month that you would like to show? Show us by  
putting your pieces in the Instant Galery**

**Jeff Koltveit from Woodcraft will be at the meeting  
You can call in an order & Jeff will bring it to the meeting**





## New Members April 2024



Dan Brown



Jerry Gordon



John Lenarz



## New Members April 2024 (cont'd)



Lisa Schmidt



Travis Roberts



??



??



If you remember your mom doing this,  
you are pre-seat belt and really old, like  
me.



I got myself a  
seniors' GPS. Not  
only does it tell me  
how to get to my  
destination, it tells  
me why I wanted to  
go there.





# CLASSES

Dave Blume gave a class  
on SCOOPS on April 20



Cara Benson's scoop



Steve Legvold & Cara Benson



Julie is proud of her scoop



# CLASSES

Linda Ferber gave a class on Community Service projects on April 27.

Mike Hunter gave a class on carbide tools on April 13. Unfortunately, no photographer was present.

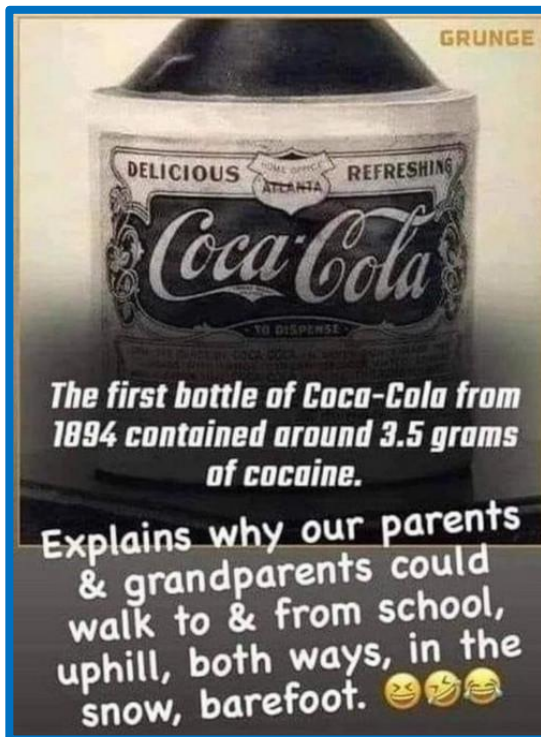


Cara Benson

Steve Legvold & xxxxx









# Area & Regional Meetings

Do you live in the North Metro Area? Are you interested in an area group of woodturners?

## North Metro Turners

Contact John Enstrom if you are interested in being part of a group in the North Metro

John's contact numbers:  
Phone: 763-441-4086  
Email: [enstrom06@msn.com](mailto:enstrom06@msn.com)



# Area & Regional Meetings

## Hamburger Club

The Hamburger Club met at Big Louie's restaurant Thursday, April 18



Attendees clockwise: Paul Laes, John Enstrom  
Mike Rohrer, Bob Puetz, Joe Zwirn, Steve Mcloon,  
Mike Hunter, Dick Hicks, Dan Ernst



Steve McLoon's dead blow  
mallet – filled with 1 lb. of lead  
shot to make it "dead blow"



Mike Rohrer



John Enstrom

If you would like to be notified about  
the once-a-month lunch get-together,  
please contact Mike Hunter at  
[huntertoolsystems@gmail.com](mailto:huntertoolsystems@gmail.com)



# Area & Regional Meetings

## THE Splinters



We had an inspirational and informative visit to Shelley Beaumont's studio at Northrup King. Her healing mosaics inspired our next splinter group project.

In the same gallery #445 is glass artist Mary Schwartz. We were welcomed into her studio to watch bead making in action. Mary has donated over 1,000 beads to BOC which was very cool and gave us a common interest.

Viewing the display in their studio gave us understanding of the symbols and process Shelly Beaumont uses in creating her healing artwork. Subjective symbolism is a attribute she uses in her healing artwork. Several of the pieces included a tag that defined the symbolism of materials, their beauty and ability to heal and bring harmony to the body and soul.





# Area & Regional Meetings

## THE Splinters

After our visit we had a discussion to explore the possibility of THE Splinters creating a group project to consider what healing art means to us and how it can be incorporated into our work. We agreed to explore this for our group challenge.

- We will each make a piece or two that will be displayed in a long narrow vessel
  - Include a tag that describes its healing symbolism or general vibe.
    - This can be rolled up and inside vessel or displayed outside vessel
  - The vessel is 3" wide by 21" long
  - It is a medium colored wood (purchased from Pier One)
- Our piece should be able to sit in the vessel, be creative and allow us to challenge ourselves to make something in a new direction.
- **Time frame:** please bring your completed work to the **May chapter meeting** where we will display them in the vessel in the instant gallery.
  - Explore and be fearless
    - Color
    - Textures
    - Beads and/or metals
    - Shape and beauty of the wood
    - Meaningful Symbols of healing that are personal to you
      - Is the healing for the viewer or the maker or both

If any additional members are interested in joining our splinter group, please let me know –  
[lindajaneferber@gmail.com](mailto:lindajaneferber@gmail.com)




## Area & Regional Meetings (cont'd)

SE Metro March

The SE Metro splinter group met Saturday, April 20 at the shop of Paul Keller north of Stillwater. The meeting ran from 10 am until 2 pm and 30 members were in attendance. Lunch was pizza brought from St. Paul by Paul's wife. The morning program was a very enjoyable presentation by Stillwater native, Spike Carlsen. Carlson, a well-known author who has written seven books, talked about his very successful book, A Splintered History of Wood. Several attendees had brought books of his they own and had Spike autograph them. After his talk, Carlsen sold and signed a number of books




Spike talking with Warren Gerber before the meeting



Spike has had an interesting career working as a carpenter for 15 years, working for 15 years as an editor with Readers' Digest's Family Handyman magazine for (yet, again) 15 years where he wrote hundreds of articles on home improvement and woodworking, and oversaw the books division. He's written for The Wall Street Journal, Men's Health, Smithsonian, The Minneapolis Star Tribune, Mother Earth News, Fine Homebuilding and lots and lots of other magazines. In the last 15 years he's written seven books including the award-winning "A Splintered History of Wood," selected by NPR as one of the best books for gift giving. He's appeared on NBC's TODAY SHOW, Modern Marvels, HGTV, the CBS Early Show, and dozens of other radio and television programs. His presentation was thoroughly enjoyed by those attending.







What a great entertainer




One of the great stories from his book was about the use of wooden water pipes for centuries




Spike's belt sander racer took 2<sup>nd</sup> in the National Championship Race!



Signing books




Reading from his most successful book





## SE Metro March (cont'd)

The meeting also included a Show 'n' Tell by many of the attendees and a big swap meet, tool sale



The afternoon program began somewhat differently. Mike Rohrer was able to attend the meeting by skipping a concert by a chorus in which he sings, the Minneapolis South Side Singers. Al Fletcher convinced him to sing a solo because of missing the concert, so Mike sang an *a capella* solo he sings with the chorus, "Ghost Riders In The Sky."



Host Paul Keller



Very nice place for a meeting and Paul's main shop is upstairs







Dan & Carol Ernst



Lee Tourtelotte "recycled" many tools




Dick Hicks carefully  
perusing the items



Rich Roberts clarifying  
some points from his  
presentation on  
photography from the  
last meeting



Al Fletcher & Mark Palma study  
Al's recent bowl from a board



Bob Boetcher  
discusses a bowl



Gary Meade  
discusses pains and  
pleasures of turning  
decorated eggs

If you would like to be  
contacted for SE Metro  
activities, contact Jim  
Jacobs  
[woodmanmn@aol.com](mailto:woodmanmn@aol.com)



# Westside Turners

After a 3-year Covid recess, the Westside Turners are again meeting at the superb shop of Steve Mages



Pictures of the February meeting. The meetings are now continuing monthly.


If you would like to be notified about the monthly meeting, contact Steve Mages at:  
[smages@juno.com](mailto:smages@juno.com)





All I'm saying is,  
at any point during  
that ride through the  
desert he could have  
given the horse a name.

I just found this old tape, so I gave it  
a play. I don't recommend it at all.  
Head Cleaner - worst band ever...



Thanks to Al Fletcher



## Area & Regional Meetings (cont'd)

## Northeast Turners

The NE Turners subgroup met again at the Rusty Cow in Circle Pines on Saturday April 20th. Lots of good woodturning discussions. Next meeting will be May 18th. If you are interested in details, contact Greg Just\*.



\*If anyone would like to join in, drop an email to Greg Just at [woodturner07@gmail.com](mailto:woodturner07@gmail.com).  
We usually meet on the third Saturday at 7:30 a.m.





## Area & Regional Meetings (cont'd)

## Northwest Turners

The NW Turners met on March 13. We meet on the second Wednesday of each month at Bootleggers in Nowthen at 11:30.



If you are interested contact:  
John Campbell, 612-707-5986 or John Enstrom 763-441-4086





## Area & Regional Meetings (cont'd)

## Segmented Woodturning Subgroup

The MWA segmenting sub-group gathered at Bob Meyer's shop on Monday April 15th. Tim Rystrom led the discussion and presented his method of designing and constructing an urn. Tim started by talking about the basic design and sizing of an urn to ensure it's large enough for the cremains



Tim showed his press used for stacking and gluing rings along with a demonstration of using a Longworth style chuck which he uses for centering rings during the glue up.



## Area & Regional Meetings (cont'd)

## Segmented Woodturning Sub Group



There was a good turnout including 2 new attendees, Jimmy Robertson and Bill Breckon.



The group photo shows from left to right: Jimmy Robertson, Mark Kelliher, Alan Fletcher, Tim Rystrom, Steve Legvold, John Suhreptz, Greg Just, Dave Schulte, Sid Buxton, Bob Meyer, Roger Olsen and Bill Breckton (Jay Schulz behind the camera).

In May the group will be meeting in Corcoran at Sid Buxton's shop. The meeting is scheduled for May 13<sup>th</sup> beginning at 10am.

### Interested in Segmented Turning?

Never tried it but would like to learn.? Let me know if you would be interested in attending the Segmenters Subgroup. Location and time of meeting is TBD. Please send a message to Greg Just @ [woodturner07@gmail.com](mailto:woodturner07@gmail.com).





# CLASSES

THE MWA HAS RENEWED ITS EFFORTS IN PRESENTING CLASSES FOR THE MWA MEMBERS

Go to the link on the MWA website to check on upcoming classes and sign up (on the classes page, put in the month and year you're interested in)

**MINNESOTA WOODTURNERS ASSOCIATION**

SEARCH GO

LOGOUT PORTAL

HOME CALENDAR MWA CHAPTER GALLERIES LIBRARY CONTACT BULLETIN BOARD LOGIN

BECOME A MEMBER

### MEMBER PORTAL

We are always excited to welcome new members to our organization and share the joys of woodturning! As a paid member of the Minnesota Woodturners Association you have full access to all features of our website. Click around the sidebar to view member only content including newsletters, member sale, and membership payment.

FOR SALE  
PAY DUES  
MEETING MINUTES  
MEMBER BLOG  
MEMBER CARDS  
EMAIL THE BOARD  
TREASURER'S REPORTS  
VOLUNTEERING WITHIN MWA

**QUICK LINKS**

- Classes
- Library
- New Member
- Newsletters

**AAW** AMERICAN ASSOCIATION OF WOODTURNERS

© 2023 MN Woodturners Association  
All Rights Reserved | Sitemap  
Powered by: Avalia, Custom CMS







## Community Service

The MWA COMMUNITY SERVICE COMPRISES BEADS OF COURAGE, THE WIG STAND PROJECT AND OTHER ACTIVITIES TO HELP OUR COMMUNITY

**Jay Schulz will be manning the Community Service table. See Jay with any questions or needs. Our Community Service program is an important part of the MWA's mission. All are welcome to participate.**





I'd be grateful if you could mention this in your newsletter. *Sharpening Woodturning Tools (SWT)*, is the eighth book in my Mike Darlow woodturning series.

Mike

The information in *SWT* cannot be efficiently communicated through a series of short videos, and YouTube has seriously affected the market for how-to books. I therefore decided that the book could only be purchased by USA turners from Amazon.com. On receiving an order Amazon prints a copy using color-xerox, binds it, and posts it directly to the customer.





## New Members/Long-Time Members Looking for some Tips????

Look near the very end of this newsletter for the page titled:

### Member Help Line

These are all MWA members who have specifically offered to help MWA member with woodturning. Many of them have listed areas of special interest, but they are all excellent all-around turners and can help you with almost anything.

Listed for each volunteer:

- Phone number
- Email address
- Areas of chief interests
- Community in which they live

## TAKE ADVANTAGE OF THESE WOODTURNING VOLUNTEERS







Congratulations Linda Ferber. This was a WoW Photo of the Day.





MWA member Steve McLoon and Yana Frank give private lessons at Steve's Millennium Studio

Location: Classes are held in studio 221 in the historic Casket Arts Building in NE Minneapolis. The studio is well equipped with modern woodworking equipment.

**Introduction to Woodworking: Make a Keepsake Box with a Sliding Lid**

Taught by Yana Frank

May 4 or June 29 (Saturday) – 8:30am-6:30pm

Cost: \$120, which includes wood and supplies

**Mortise-and-Tenon Joints: A Fundamental Skills Course**

Taught by Steven McLoon

June 15 or June 22 (Saturday) – 8:45am-5:00pm

Cost: \$120, which includes wood and supplies

**Learn to Turn: Make a Woodworker's Dead Blow Mallet**

Taught by Steven McLoon

Schedule with Steve (typically about 4 hours)

Cost: \$150 which includes wood and supplies

For more information see [www.millennium-studio.com](http://www.millennium-studio.com)

For questions and to reserve a class spot, email [steven@millennium-studio.com](mailto:steven@millennium-studio.com)





## Unfinished Business— Finish Sharpening Your Tools

**Tim Heil and Mark Palma**

The sharper the tool, the better the cut. Here are the steps to achieve the ultimate edge and the ultimate cut from Tim Heil and Mark Palma's article in *Woodturning FUNDamentals*.



[Click here for a direct link to the article.](#)

Congrats Mark & Tim





## Bulletin Board



Congrats to Linda and Jay and to all MWA members who have donated and will donate in the future to our Community Outreach programs

## Community Service at Minnesota Woodturners



A special thank you to the Minnesota Woodturners Association (MWA) and their extensive community outreach over the years. Their thoughtfulness has provided thousands of lidded boxes, hundreds of bead bags and hundreds of toys to children undergoing treatment for cancer and other serious illness since Beads of Courage began in 2006. Their WIT Program has also provided support to numerous organizations nationwide for cancer patients by donations of beautiful wig stands (pictured). Alongside their generous donations throughout the year, MWA has also implemented a quarterly community service project class, where members can learn how to make Beads of Courage boxes, wig stands for cancer patients, and bowls for Empty Bowls free of charge for their members.

*Submitted by MWA Vice President,  
Linda Ferber*





## Pres. Charlie Prokop

WOOD SEALER HAS BEEN RESTOCKED. WE NOW HAVE IT!

At this time sealer is available at the monthly meetings and from:

Charlie Prokop, Woodbury, MN [charlieprokop@gmail.com](mailto:charlieprokop@gmail.com)

Julie Abbott, Eden Prairie, MN, [jm\\_abbott@hotmail.com](mailto:jm_abbott@hotmail.com)

Bob Meyer, Lino Lake, MN, [rjmbobco@comcast.net](mailto:rjmbobco@comcast.net)

Steve Mages, Minnetonka, [smages@juno.com](mailto:smages@juno.com)

Paul Laes, Cottage Grove, [Woodforfun@hotmail.com](mailto:Woodforfun@hotmail.com)



I am looking for others to sell sealer throughout the metro area.

Bring plastic jugs if you have them.

Sealer \$20.00 gallon.

We need heavy duty plastic jugs for dispensing sealer. If you have any gallon containers, we could sure use them. It would be best if you could bring your empty containers to be filled.

The club now has a chip card reader so you can pay Charlie by credit card or cash.

Anyone wanting to sell sealer can buy a quantity from me if you like or take some gallons and sell them to members and send the money to Treasurer John Hehre.

Charlie Prokop, President MWA





Please send items for the Bulletin Board to: [mdrprof@gmail.com](mailto:mdrprof@gmail.com)


As a group which has a common hobby but also is a group of good friends, we'd like to keep up with our friends and hear about awards, shows, family news (weddings, accomplishments of children and grandchildren), retirements, hospital stays, illnesses, book recommendations, website recommendations and anything else you would normally talk about in person at MWA or Sub-Group meetings. All of these and more are possibilities for the Bulletin Board. As we start seeing all our MWA friends face-to-face monthly, we can still reach the entire membership by the Bulletin Board.





# Science Page

My best Science Fair entry



# Lathe Contact List

The MWA Newsletter is presenting a list of members who would be happy to give you pros & cons and experiences with the lathes they own or with which they have had experience.

This list is being updated every week as more members are contacting me saying they'd be happy to be listed. If you would be willing to have your name and email address listed under the type of lathe(s) you have, please contact me .

<u>LATHE</u>	<u>Member</u>	<u>Email address</u>
Bonnie Klein Mini	Bill Szydlo	<a href="mailto:szydlo.bill@gmail.com">szydlo.bill@gmail.com</a>
Bonnie Klein Mini 12x18	Linda Ferber	<a href="mailto:lindajaneferber@gmail.com">lindajaneferber@gmail.com</a>
Craftsman Professional	Steve Mages	<a href="mailto:smages@juno.com">smages@juno.com</a>
Delta mid size 12"	Randall Thompson	<a href="mailto:thomp013@umn.edu">thomp013@umn.edu</a>
Delta mid size 12"	Dan Larson	<a href="mailto:dhjlar@comcast.net">dhjlar@comcast.net</a>
Delta midi	Bob Meyer	<a href="mailto:rjmbobco@comcast.net">rjmbobco@comcast.net</a>
Delta midi	Joe Zwirn	<a href="mailto:joezathome@msn.com">joezathome@msn.com</a>
Grizzley G 0733	Martin Young	<a href="mailto:martin.clay.young@gmail.com">martin.clay.young@gmail.com</a>
Harbor Freight(Central Machinery 10x18)	Rusty Ogren	<a href="mailto:rick.Ogren@consolidated.com">rick.Ogren@consolidated.com</a>
Jet 1015	James Zangl	<a href="mailto:james.zangl@gmail.com">james.zangl@gmail.com</a>
Jet 12/21	Lee Luebke	<a href="mailto:lguebke@comcast.net">lguebke@comcast.net</a>
Jet 14x42	Rusty Ogren	<a href="mailto:Rick.Ogren@consolidated.com">Rick.Ogren@consolidated.com</a>
Jet 1640	Joe Zwirn	<a href="mailto:joezathome@msn.com">joezathome@msn.com</a>
Jet 1642 EVS	Jenny Trice	<a href="mailto:jennytrice@aol.com">jennytrice@aol.com</a>
Jet 1642 1.5 hp	Greg Just	<a href="mailto:woodturner07@gmail.com">woodturner07@gmail.com</a>
Jet JML 10/14 Mini	Neil Robinette	<a href="mailto:northsideturners41@gmail.com">northsideturners41@gmail.com</a>
Jet JWL - 1220VS	John Campbell	<a href="mailto:campbell.jn@gmail.com">campbell.jn@gmail.com</a>
Laguna 12/16	Lee Luebke	<a href="mailto:lguebke@comcast.net">lguebke@comcast.net</a>
Laguna 18/36	Jay Schulz	<a href="mailto:jfschulz@comcast.net">jfschulz@comcast.net</a>
Laguna 18/36	Dan Larson	<a href="mailto:dhjlar@comcast.net">dhjlar@comcast.net</a>
Laguna 18/36	Lee Luebke	<a href="mailto:lguebke@comcast.net">lguebke@comcast.net</a>
Laguna 18/36	Mike Lucido	<a href="mailto:mike.s.lucido@gmail.com">mike.s.lucido@gmail.com</a>
Laguna Revo 18/36 220v	John Campbell	<a href="mailto:campbell.jn@gmail.com">campbell.jn@gmail.com</a>
Laguna Revo 18/36 220v	Neil Robinette	<a href="mailto:northsideturners41@gmail.com">northsideturners41@gmail.com</a>



# Lathe Contact List (cont'd)

NOVA 3000	James Zangl	<a href="mailto:james.zangl@gmail.com">james.zangl@gmail.com</a>
Nova Comet II	Rolf Krogstad	<a href="mailto:rolf.krogstad@gmail.com">rolf.krogstad@gmail.com</a>
Nova Comet II	Mike Anderson	<a href="mailto:manderson4700@comcast.net">manderson4700@comcast.net</a>
NOVA DVR 16"	Dan Larson	<a href="mailto:dhjar@comcast.net">dhjar@comcast.net</a>
NOVA DVR 16"	Joe Zwirn	<a href="mailto:joezathome@msn.com">joezathome@msn.com</a>
NOVA DVR XP	Bill Szydlo	<a href="mailto:szydlo.bill@gmail.com">szydlo.bill@gmail.com</a>
NOVA DVR XP 16"	Chuck Shreffler	<a href="mailto:cshreffler@outlook.com">cshreffler@outlook.com</a>
Oneway 2036	Dick Zawacki	<a href="mailto:dickzawacki@gmail.com">dickzawacki@gmail.com</a>
Powermatic 2014	Steve Legvold	<a href="mailto:stevelegvold@gmail.com">stevelegvold@gmail.com</a>
Powermatic 2520B	Steve Mages	<a href="mailto:smages@juno.com">smages@juno.com</a>
Powermatic 3520B	Todd Williams	<a href="mailto:toddwilli@comcast.net">toddwilli@comcast.net</a>
Powermatic 3520B	Steve McLoon	<a href="mailto:s.c.mcloon@gmail.com">s.c.mcloon@gmail.com</a>
Powermatic 3520C	Reid zimmerman	<a href="mailto:reidazimmerman@gmail.com">reidazimmerman@gmail.com</a>
Powermatic 3520C	Dan Ernst	<a href="mailto:piloto1@comcast.net">piloto1@comcast.net</a>
Powermatic 4224B	Dan Larson	<a href="mailto:dhjar@comcast.net">dhjar@comcast.net</a>
Powermatic 45	Todd Williams	<a href="mailto:toddwilli@comcast.net">toddwilli@comcast.net</a>
Record Power Coronet Herald 14 x 20	Gary Egbert	<a href="mailto:gtegbert@yahoo.com">gtegbert@yahoo.com</a>
Robust American Beauty	Tim Dodds	<a href="mailto:tbikefast@aol.com">tbikefast@aol.com</a>
Robust Liberty	Jim Jacobs	<a href="mailto:woodmanmn@aol.com">woodmanmn@aol.com</a>
Robust Liberty	Warren Gerber	<a href="mailto:xlwalleye@gmail.com">xlwalleye@gmail.com</a>
Robust Sweet 16	Linda Ferber	<a href="mailto:lindajaneferber@gmail.com">lindajaneferber@gmail.com</a>
Robust Sweet 16	Bob Meyer	<a href="mailto:rjmbobco@comcast.net">rjmbobco@comcast.net</a>
Shopsmith	Martin Young	<a href="mailto:martin.clay.young@gmail.com">martin.clay.young@gmail.com</a>
Shopsmith (restored)	Lee Luebke	<a href="mailto:lgluebke@comcast.net">lgluebke@comcast.net</a>
Vega 2600	Bill Szydlo	<a href="mailto:szydlo.bill@gmail.com">szydlo.bill@gmail.com</a>
Vicmarc VL 300	Lee Tourtelotte	<a href="mailto:leetourtelotte@icloud.com">leetourtelotte@icloud.com</a>





# Member Help Line

Mike Rohrer	612-276-9556	<a href="mailto:mdrprof@gmail.com">mdrprof@gmail.com</a>	bowls, boxes	South Mpls
Steve Miller	715 821-8726	<a href="mailto:ssmiller920@gmail.com">ssmiller920@gmail.com</a>	all types, light on segmenting	River Falls, WI
Lee Tourtelotte	612-670-1874	<a href="mailto:leetourtelotte@icloud.com">leetourtelotte@icloud.com</a>	all types, beginner, advanced	South Mpls
Warren Gerber	651 403 2883	<a href="mailto:xlwalleye@gmail.com">xlwalleye@gmail.com</a>	Bowls	Mendota Heights
Jim Jacobs	651-497-1309	<a href="mailto:woodmanmn@aol.com">woodmanmn@aol.com</a>	beginner/advanced, segmenting, skews	Hastings
Dick Zawacki	507-744-5748	<a href="mailto:dickzawacki@gmail.com">dickzawacki@gmail.com</a>	general, bowls, wood carving	Northfield
Mike Lucido	651-738-2551	<a href="mailto:mike.s.lucido@gmail.com">mike.s.lucido@gmail.com</a>	general woodturning	Woodbury
Bill Campbell	715-338-2634	<a href="mailto:wm.e.campbell@uwrf.edu">wm.e.campbell@uwrf.edu</a>	general woodturning	River Falls, WI
Mark Kelliher	651-636-8678	<a href="mailto:markandkathy007@comcast.net">markandkathy007@comcast.net</a>	general woodturning	Arden Hills
Todd Williams	651-274-4658	<a href="mailto:toddwilli@comcast.net">toddwilli@comcast.net</a>	general woodturning	Lake Elmo
Bob Meyer	651-483-6187	<a href="mailto:rjmbobco@comcast.net">rjmbobco@comcast.net</a>	bowls, ornaments, sharpening, gen'l.	Lino Lakes
Dick Hicks		<a href="mailto:rbhicks@rbhicks.com">rbhicks@rbhicks.com</a>	platters, spindle work, bowls	Zoom from shop
Steve Mages	952-544-5286	<a href="mailto:smages@juno.com">smages@juno.com</a>	general woodturning	Minnetonka
Neil Robinette	763-639-1085	<a href="mailto:northsideturners1@gmail.com">northsideturners1@gmail.com</a>	sharpening, tool control, turning vs budget	Brooklyn Park
Andy Levesque	651-769-4070 TEXT	<a href="mailto:andy.m.levesque@gmail.com">andy.m.levesque@gmail.com</a>	resin/epoxy casting, hybrid turning, vacuum stabilizing, CNC & laser engraving	Lindstrom
Rusty Ogren	612-990-4857	<a href="mailto:richardogren@protonmail.com">richardogren@protonmail.com</a>	resin questions, crack filling	Plymouth
Dan Ernst	651-280-7484	<a href="mailto:pilot01@comcast.com">pilot01@comcast.com</a>	coring, wing bowls, bowls, gen'l turning	Maplewood, St Paul
Bill Szydlo	651-206-5547	<a href="mailto:szydlo.bill@gmail.com">szydlo.bill@gmail.com</a>	segmenting, sharpening, gen'l turning	Northfield, MN
James Zangl	6541-645-4696	<a href="mailto:james.zangl@gmail.com">james.zangl@gmail.com</a>	bowls, hollow forms, vases, pens, etc	St Paul -Hamline area
Joe Zwirn	612-619-4793	<a href="mailto:joezathome@msn.com">joezathome@msn.com</a>	segmenting, general woodturning	Brooklyn Center
Mark Palma	612-991-7733	<a href="mailto:marksworkshop@gmail.com">marksworkshop@gmail.com</a>	finishing & color	Lanesboro



## Member Help Line

The club has organized a "Member Help Line", the purpose of which is to answer questions/give advice and help educate our membership. Even though it has been more difficult during the pandemic social distancing time to help people in home workshops, there are still ways to help each other with woodturning questions & problems. The volunteers can help via email, telephone, Zoom, personal contact using social distancing and masks if desired, and probably other ways we haven't tried yet.

Maybe you're a beginner looking for advice on what to buy.

Maybe you have questions on chucking.

Maybe you have sharpening questions.

The volunteers listed on the next page are more than happy to help. Some have listed areas in which they feel more comfortable, but all will help with your woodturning question.

We would like more members to volunteer for our Member Help Line. If you would like to be "on call" please contact Mike Rohrer at [mdrprof@gmail.com](mailto:mdrprof@gmail.com) with your phone #, email address, area where you live, areas you'd be willing to help with, and your name will be added to the list.



## Editor's Notes



The club's splinter groups are becoming more active and more numerous. If you haven't participated, this aspect of the club's activities provides an opportunity for very easy person to person contact, a great way to get your questions answered and a superb way to meet and learn from members of the MWA who span the skill levels from beginner to top-flight expert

Thanks so much to Jim Zangl and Kevin Ganje for helping with photography at the monthly meeting.

If you have any suggestions for the newsletter, please contact me.

Mike Rohrer, Editor

[mdrprof@gmail.com](mailto:mdrprof@gmail.com)

Turning fresh wood is fun!





**My new SUV has a  
button that says  
"rear wiper". I'm  
afraid to push it. 🤔**

Thanks to Fred Schmoll

