


Spindle Gouges

Spindle Roughing Gouge




40° Degree Bevel Angle
Wings Are Ground Straight
Across They Are **Not**
Pulled Back.


Copyright © 2009 Kirk DeHeer



Milled Spindle Gouge



Milled Spindle Gouge
Bevel Angle 50° To 35.°



Note: The Flute Of
The Spindle Gouge
Is Above Center.