

Minnesota WoodTurners Association

A LOCAL CHAPTER OF THE AMERICAN ASSOCIATION OF WOODTURNERS

AAW | AMERICAN ASSOCIATION
OF WOODTURNERS

Volume 2021 # May-1



Tuesday Turners Tune-Up

Linda Ferber &
Rosanne Gold
p. 21



BOARD MEMBERS

Officers

PRESIDENT

Lee Luebke

VICE PRESIDENT AND LIBRARY

Janese Evans

TREASURER

Mark Debe

RECORDING SECRETARY

Rosanne Gold

Directors

Reid Zimmerman **501c3 Coordinator**

Marc Paulson

MEMBERSHIP DIRECTOR

Ken Crea

TECHNICAL SUPPORT

Dick Hicks

Marc Paulson

**AAW REPRESENTATIVE &
DEMONSTRATIONS**

Linda Ferber

OTHER STAFF SUPPORT

Bob Meyer - Group Purchasing

Dan Larson - Class Coordinator

Mike Hunter – Professional Demonstrations


Paul Laes – Sales at Meetings

Mike Rohrer - Newsletter

In This Issue

| | |
|---------------------|----------|
| Beads of Courage | p. 3-7 |
| Instant Gallery | p. 9-14 |
| Tuesday Tune-Up | |
| Jim Jacobs | p. 23-30 |
| Marie Anderson Demo | p. 16-19 |
| Tuesday Tune-Up | |
| Brushes | p. 21-26 |
| Wood Raffle | p. 28-29 |
| Member Challenge | p. 30-34 |
| Ask A Turner | p. 36 |
| Bulletin Board | p. 37-38 |
| New Members | p. 39 |
| Lathe Contact | p. 41-42 |
| Member Help Line | p. 43-44 |
| MWA Demos | p. 45 |
| Editor's Notes | p. 46 |





Bowls For Erick Peter Person Oncology Center, St. Mary's Hospital, Duluth



Beads of Courage is now being coordinated by Jay Schulz



John Campbell



Anonymous



Bowls For Erick Peter Person Oncology Center, St. Mary's Hospital, Duluth



Jim Jacobs/Mike Lucido



Anonymous



Ken Hallberg

Bowls For Erick Peter Person Oncology Center, St. Mary's Hospital, Duluth



Steve Mages



Ken Letourneau



Don Schlais

Bowls For Erick Peter Person Oncology Center, St. Mary's Hospital, Duluth




Don Schlais



Rich Messer



Denny Dahlberg



Bowls For Erick Peter Person Oncology Center, St. Mary's Hospital, Duluth



Steve Mages



Child Life Specialist accepting the
Beads of Courage Boxes





Thanks to Fred Schmoll





Lidded boxes with simple two piece Celtic knots. I should have made the knots narrower. About 3" tall ash with wenge and purpleheart.

Just too late for last month's Set of 3 challenge. MDR

Instant Gallery (cont'd)

Greg Just



I took a weeklong Tom Lohman class last week and this is the result. The bowl measures 6.5" wide and 3.5" tall with 1,057 pieces of maple, yellow heart, blood wood, wenge and chaka viga.



Instant Gallery (cont'd)

John Campbell



Coffee scoop is a mystery wood, finished with tung oil.

Screwdriver is a mystery wood, finished with Dr's. Workshop's high build fiction polish.



Instant Gallery (cont'd)

Rusty Ogren



Resin and wood holder, bottle opener, cheese slicer. Incidentally on a charcuterie board I made as well. Resin holder is made with spare resin poured into a cup, with wood cutoffs in it, then turned.



Instant Gallery (cont'd)

Mike Rohrer

Platters from a board, *ala* Charlie Prokop



Cherry boards, ash strips, maple & walnut triple strip. 11" d x 9/16" thick, Osmo finish.



Cherry boards, zebra wood strips, maple & walnut triple strip. 11" d x 1/2" thick, Osmo finish.



Instant Gallery (cont'd)

Mike Rohrer



1. Buckthorn, 12"x 9", Osmo finish

2. Walnut, 12" x 6 ¼", Formby's high gloss tung oil in the bowl, low gloss on the wings. I sanded the bowl to a high gloss finish and used a wire brush on the wings to emphasize the grain & create a tactile difference between the 2 areas.

3. Ash, 12" x 6 ¾", Mahoney's walnut oil

Thanks to Jay Schulz for the buckthorn and George Martin for the ash







April Demo *Marie Anderson*

MINIATURES





Marie Anderson **MINIATURES** (CONT'D)

On Saturday, May 1, Marie Anderson presented the monthly MWA Demo, entitled **Turning & Designing with Miniatures**



Marie emphasized that we all have small scraps of good wood in our shops that are just waiting to be turned into miniatures



To turn miniature pieces, one needs to use miniature turning tools. These are all designed exactly as the regular size tools but are much smaller.





Marie Anderson **MINIATURES** (CONT'D)



Marie uses small dremel bits for much of her work



A small piece of scrap wood centered for turning



Marie begins turning a vessel attached to a waste block with yellow glue



Turning & parting the vessel




Continued on next page





Marie Anderson **MINIATURES** (CONT'D)



Finished vessel



Marie demonstrated making shelves using paper glue joints to get perfectly flat, identical halves

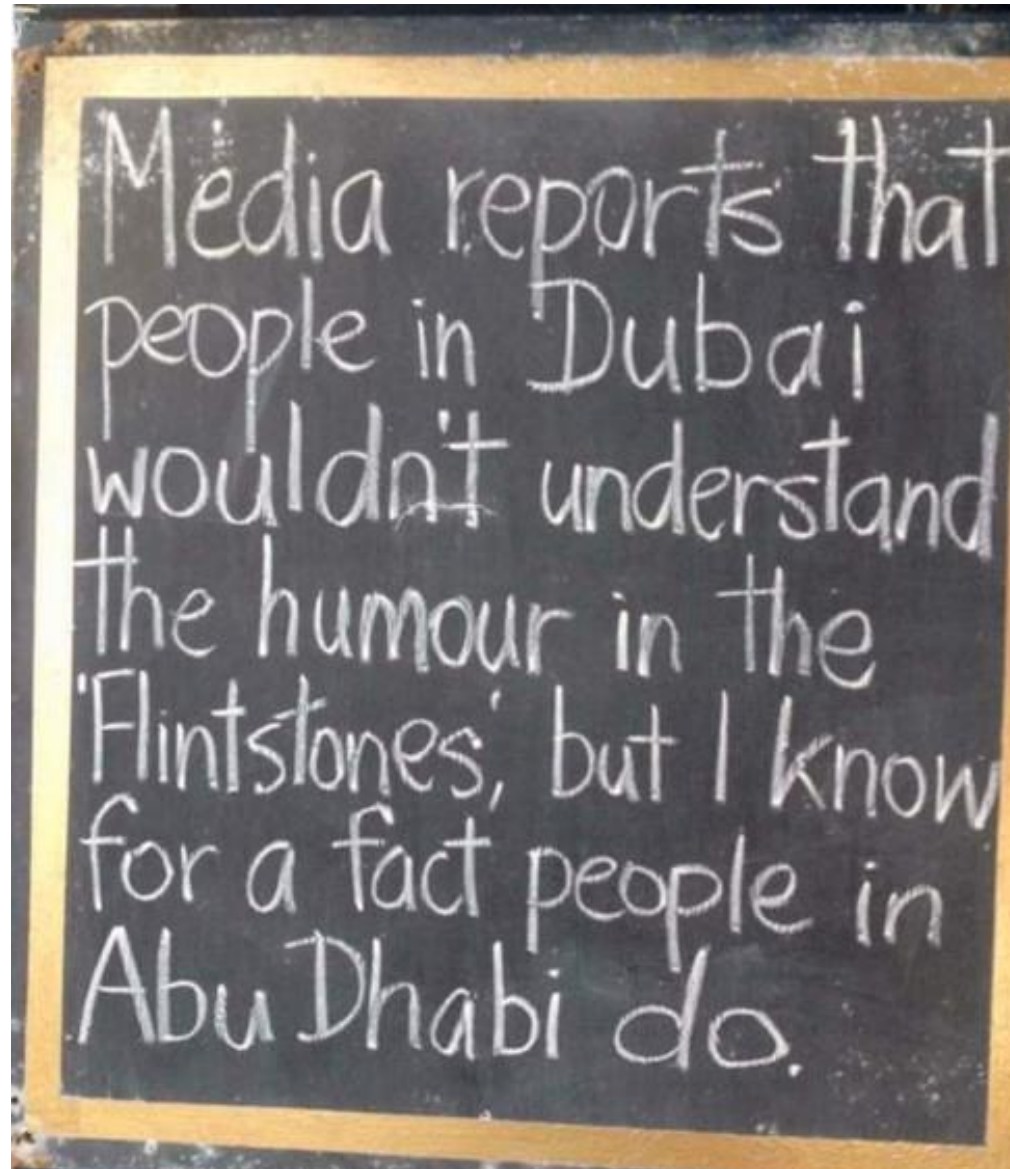
To see the entire demonstration, log into the MWA website. Go to:
MWA Chapter>

Blog>

2021>

Scroll down and find: [Marie Anderson - Turning and Designing with Miniatures](#)







SPINDLE TURNING AND
BRUSH MAKING WITH
LINDA FERBER AND
ROSANNE GOLD



Tuesday Turners Tune-Up (cont'd)



Pres. Lee Luebke
introduces Linda Ferber
& Rosanne Gold



Tuesday Turners Tune-Up (cont'd)



Linda & Rosanne show the set up for everything that is needed for the demonstration to make a brush



Linda shows a few styles of brushes that can be made




Linda centering the block for what will be the handle



Turning the block into a cylinder



Tuesday Turners Tune-Up (cont'd)



Finishing the bottom of the handle



Drilling the central hole.
Linda prefers 5 - ½"
holes of identical depth
and distance from each
other, usually ½"

Linda & Rosanne prefer
tampico bristles



Horsehair can also be used

Tuesday Turners Tune-Up (cont'd)



Rosanne demonstrates gluing in the tampico bristles



Trimming the ends of the tampico bristles



Linda shows some of the styles that can be made



Thanks for a very interesting demo



Tuesday Turners Tune-Up (cont'd)

To see the entire demonstration, log into the MWA website. Go to:

MWA Chapter>


Blog>

2021>

Scroll down and find: [Spindle Turning and Brush Making with Linda Ferber and Rosanne Gold](#)



WHERE IS THE THING?



CARELESSLY SET DOWN
(I FORGET WHERE)

DELIBERATELY PUT IN
SPECIAL PLACE
(I FORGET WHERE)

JB

A MAJOR problem of mine.
Ed.



Wood Raffle

May 8



The wood raffle went well. Everyone went home with 15 pieces of wood. Thanks to Bob Meyer, Dick Hicks and Dan Ernst for helping out. Greg Ford donated the Red Oak; Steve Mages brought several species of wood. Bob Meyer also donated some wood.

Pres. Lee Luebke



Wood Raffle May 8 (cont'd)



Members who participated

Peter McMurry

Seth Downs

Steven R Evans

Richard Santangelo

Jim Sandlin

Erik Elwood

Peter Demitroff

Steve Legvold

Keith Mullin



Monthly Challenge



New 2021 Monthly Meeting Challenge.

We are going to start up the monthly challenge.

The challenge will start in February and sponsored by Woodcraft. We will have some \$10.00 Woodcraft gift cards to give out through a random drawing giving all an equal chance to win. Number of cards to be determined.

To be included in the gift card drawing, pictures and description should be submitted via email to Mike Rohrer mdrprof@gmail.com *once finished but no later than one week before the Monthly Meeting date.* All have an equal chance at winning a gift card.

The Monthly Challenge for June is “Turn Something With 2 or More Axes”

Because the prize gift cards are given through a random drawing, you may submit more than 1 entry so we may enjoy your turnings, but your name will only be entered in the drawing once, giving everyone an equal chance to win.



Monthly Challenge

Winners of the drawing for
the gift cards from the
participants in the May
Challenge

The following pages show
the first entries for June

Ken Hallberg
Mark Palma
Charlie Prokop
Mike Rohrer
George Martin
Dick Zawacki
Guy Schafer
John Enstrom
Eric Koslowski
Herb Letourneau



June Monthly Challenge – 2 or More Axes (New Entries)

Jane Hilary



This turning is made from spalted birch from my front yard. The lid is walnut. The idea came from an article in American Woodturner.



June Monthly Challenge – 2 or More Axes (New Entries)

Mike Rohrer



2 weed pots turned on 4 axes. The left is 7" x 2 ½", ash. The right is a 4-axis turning with a twist. To turn, axis 1 is lined up with axis 2, axis 2 with axis 3, etc. 9 ¼" x 2 ½"; ash courtesy of George Martin.



June Monthly Challenge

Submit your entries for the June
Monthly Challenge “Turn
Something With 2 or More Axes”

Remember, you may submit more than 1 entry so we may enjoy your turnings, but your name will only be entered in the drawing once, giving everyone an equal chance to win.





Ask A Turner

I'd like to comment on Joe Zwirn's segmenting question. I have used my table saw with Jim Jacob's Super Simple Segmenting System and my bandsaw with an identical segmenting system made to fit my bandsaw. My bandsaw has two miter grooves so I can use the segment length stop as well. This works well for me. You will need to sand the segments, but I do that when I use my table saw too. I have a jig made for my disc sander with which I can set the precise angle. I sand very lightly, just enough to remove the saw marks.

Doyle Carroll





WOOD SEALER

At this time sealer is available from:

Lee Luebke, Corcoran MN, lguebke@comcast.net

Julie Abbott, Eden Prairie MN, JulieAbbott@EdinaRealty.com

Bob Meyer, Lino Lakes MN, rjmbobco@comcast.net

Steve Mages, Minnetonka, smages@juno.com

Paul Laes, Cottage Grove, Woodforfun@hotmail.com

I am looking for others to sell sealer throughout the metro area.

Bring plastic jugs if you have them.

Sealer \$10.00 gallon.



We need heavy duty plastic jugs for dispensing sealer.

If you have any gallon containers, we could sure use them. It would be best if you could bring your empty containers to be filled.

The club now has a chip card reader so you can pay Lee Luebke by credit card or cash. Each gallon is still \$10.

Anyone wanting to sell sealer can buy a quantity from me if you like or take some gallons and sell them to members and send the money to Treasurer Mark Debe.

Lee Luebke, President MWA, 612-419-8743





Please send items for the Bulletin Board to: mdrprof@gmail.com

As a group which cannot meet in person, we'd like to keep up with our friends and hear about awards, shows, family news (weddings, accomplishments of children and grandchildren), retirements, hospital stays, illnesses, book recommendations, website recommendations and anything else you would normally talk about in person at MWA or Sub-Group meetings. All of these and more are possibilities for the Bulletin Board. We're not seeing our MWA friends face-to-face, but we still need to stay in touch.



New Members May 2021

Welcome all new members and we all look forward to getting together face to face as soon as we can.

| | |
|------------------|---------------------|
| Duane Jasco | Wayzata |
| Dominique Brewer | Inver Grove Heights |
| Bob Clague | Minnetonka |
| Broom Schweitzer | Robbinsdale |
| Rick Smith | Apple Valley |
| David Socha | Nisswa |

Continued on next page



1. A chicken crossing the road is poultry in motion.
2. I thought I saw an eye doctor on an Alaskan island, but it turned out to be an optical Aleutian.
3. She was only a whiskey maker, but he loved her still.
4. A rubber band pistol was confiscated from algebra class because it was a weapon of math disruption.
5. The butcher backed into the meat grinder and got a little behind in his work.
6. No matter how much you push the envelope, it'll still be stationery.
7. A dog gave birth to puppies near the road and was cited for littering.
8. A grenade thrown into a kitchen in France would result in Linoleum Blownapart.
9. Two silk worms had a race. They ended up in a tie.
10. A backward poet writes inverse.
11. When cannibals ate a missionary, they got a taste of religion.
12. Don't join dangerous cults: Practice safe sects.



Lathe Contact List

The MWA Newsletter is presenting a list of members who would be happy to give you pros & cons and experiences with the lathes they own or with which they have had experience. This list is being updated every week as more members are contacting me saying they'd be happy to be listed. If you would be willing to have your name and email address listed under the type of lathe(s) you have, please contact me .

| LATHE | Member | Email address |
|---|------------------|--|
| Bonnie Klein Mini 12x18 | Linda Ferber | lindajaneferber@gmail.com |
| Craftsman Professional | Steve Mages | smages@juno.com |
| Delta mid size 12" | Randall Thompson | thomp013@umn.edu |
| Delta mid size 12" | Dan Larson | dhjlar@comcast.net |
| Delta midi | Bob Meyer | rjmbobco@comcast.net |
| Delta midi | Joe Zwirn | joezathome@msn.com |
| Grizzley G 0733 | Martin Young | martin.clay.young@gmail.com |
| Harbor Freight(Central Machinery 10x18) | Rusty Ogren | rick.Ogren@consolidated.com |
| Jet 1015 | James Zangl | james.zangl@gmail.com |
| Jet 12/21 | Lee Luebke | lguebke@comcast.net |
| Jet 14x42 | Rusty Ogren | Rick.Ogren@consolidated.com |
| Jet 1640 | Joe Zwirn | joezathome@msn.com |
| Jet 1642 EVS | Jenny Trice | jennytrice@aol.com |
| Jet 1642 1.5 hp | Greg Just | woodturner07@gmail.com |
| Jet JML 10/14 Mini | Neil Robinette | northsideturners41@gmail.com |
| Jet JWL - 1220VS | John Campbell | campbell.jn@gmail.com |

Continued on next page



Lathe Contact List (cont'd)

| | | |
|------------------------|-----------------|--|
| Laguna 12/16 | Lee Luebke | lgluebke@comcast.net |
| Laguna 18/36 | Jay Schulz | jfschulz@comcast.net |
| Laguna 18/36 | Dan Larson | dhjlar@comcast.net |
| Laguna 18/36 | Lee Luebke | lgluebke@comcast.net |
| Laguna 18/36 | Mike Lucido | mike.s.lucido@gmail.com |
| Laguna Revo 18/36 220v | John Campbell | campbell.jn@gmail.com |
| Laguna Revo 18/36 220v | Neil Robinette | northsideturners41@gmail.com |
| NOVA 3000 | James Zangl | james.zangl@gmail.com |
| Nova Comet II | Rolf Krogstad | rolf.krogstad@gmail.com |
| Nova Comet II | Mike Anderson | manderson4700@comcast.net |
| NOVA DVR 16" | Dan Larson | dhjlar@comcast.net |
| NOVA DVR 16" | Joe Zwirn | joezathome@msn.com |
| NOVA DVR XP | Bill Szydlo | szydlo.bill@gmail.com |
| NOVA DVR XP 16" | Chuck Shreffler | cshreffler@outlook.com |
| Oneway 2036 | Dick Zawacki | dickzawacki@gmail.com |
| Powermatic 2014 | Steve Legvold | stevelegvold@gmail.com |
| Powermatic 2520B | Steve Mages | smages@juno.com |
| Powermatic 3520B | Todd Williams | toddwilli@comcast.net |
| Powermatic 3520B | Steve McLoon | s.c.mcloon@gmail.com |
| Powermatic 3520C | Reid zimmerman | reidazimmerman@gmail.com |
| Powermatic 3520C | Dan Ernst | piloto1@comcast.net |
| Powermatic 4224B | Dan Larson | dhjlar@comcast.net |
| Powermatic 45 | Todd Williams | toddwilli@comcast.net |
| Robust American Beauty | Tim Dodds | tbikefast@aol.com |
| Robust Liberty | Jim Jacobs | woodmanmn@aol.com |
| Robust Liberty | Warren Gerber | xlwalleye@gmail.com |
| Robust Sweet 16 | Linda Ferber | lindajaneferber@gmail.com |
| Robust Sweet 16 | Bob Meyer | rjmbobco@comcast.net |
| Shopsmith | Martin Young | martin.clay.young@gmail.com |
| Vega 2600 | Bill Szydlo | szydlo.bill@gmail.com |
| Vicmarc VL 300 | Lee Tourtelotte | leetourtelotte@icloud.com |



Member Help Line

The club has organized a "Member Help Line", the purpose of which is to answer questions/give advice and help educate our membership. Even though it is more difficult during the Covid-19 social distancing time to help people in home workshops, there are still ways to help each other with woodturning questions/problems. The volunteers can help via email, telephone, Zoom, some personal contact using social distancing and masks, and probably other ways we haven't tried yet.

Maybe you're a beginner looking for advice on what to buy.

Maybe you have questions on chucking.

Maybe you have sharpening questions.

The volunteers listed on the next page are more than happy to help. Some have listed areas in which they feel more comfortable, but all will help with your woodturning question.

We would like more members to volunteer for our Member Help Line. If you would like to be "on call" please contact Mike Rohrer at mdrprof@gmail.com with your phone #, email address, area where you live, areas you'd be willing to help with, and your name will be added to the list.

Continued on next page



Member Help Line

| | | | | |
|-----------------|-------------------|--|--|-----------------------|
| Mike Rohrer | 612-276-9556 | mdrprof@gmail.com | bowls, boxes | South Mpls |
| Steve Miller | 715 821-8726 | ssmiller920@gmail.com | all types, light on segmenting | River Falls, WI |
| Lee Tourtelotte | 612-670-1874 | leetourteltote@icloud.com | all types, beginner, advanced | South Mpls |
| Warren Gerber | 651 403 2883 | xlwalleye@gmail.com | Bowls | Mendota Heights |
| Jim Jacobs | 651-497-1309 | woodmanmn@aol.com | beginner/advanced, segmenting, skews | Hastings |
| Dick Zawacki | 507-744-5748 | dickzawacki@gmail.com | general, bowls, wood carving | Northfield |
| Mike Lucido | 651-738-2551 | mike.s.lucido@gmail.com | general woodturning | Woodbury |
| Bill Campbell | 715-338-2634 | wm.e.campbell@uwrf.edu | general woodturning | River Falls, WI |
| Mark Kelliher | 651-636-8678 | markandkathy007@comcast.net | general woodturning | Arden Hills |
| Todd Williams | 651-274-4658 | toddwilli@comcast.net | general woodturning | Lake Elmo |
| Bob Meyer | 651-483-6187 | rjmbobco@comcast.net | bowls, ornaments, sharpening, gen'l. | Lino Lakes |
| Dick Hicks | | rbhicks@rbhicks.com | platters, spindle work, bowls | Zoom from shop |
| Steve Mages | 952-544-5286 | smages@juno.com | general woodturning | Minnetonka |
| Neil Robinette | 763-639-1085 | northsideturners1@gmail.com | sharpening, tool control, turning vs budget | Brooklyn Park |
| Andy Levesque | 651-769-4070 TEXT | andy.m.levesque@gmail.com | resin/epoxy casting, hybrid turning, vacuum stabilizing, CNC & laser engraving | Lindstrom |
| Rusty Ogren | 612-990-4857 | rustywoodsart@gmail.com | resin questions, crack filling | Plymouth |
| Dan Ernst | 651-280-7484 | pilot01@comcast.com | coring, wing bowls, bowls, gen'l turning | Maplewood, St Paul |
| Bill Szydlo | 651-206-5547 | szydlo.bill@gmail.com | segmenting, sharpening, gen'l turning | Northfield, MN |
| James Zangl | 6541-645-4696 | james.zangl@gmail.com | bowls, hollow forms, vases, pens, etc | St Paul -Hamline area |
| Joe Zwirn | 612-619-4793 | joezathome@msn.com | segmenting, general woodturning | Brooklyn Center |
| Mark Palma | 612-991-7733 | marksworkshop@gmail.com | finishing & color | Lanesboro |



MWA Demonstrations Since July 2017

| <u>Newsletter</u> | <u>Demo</u> | <u>Demonstrator</u> |
|-------------------|---|-------------------------|
| July 2017 | Hollowing for Embellishment | Gary Mrozek |
| Aug 2017 | Turning & Decorating a Platter | Jeff Luedloff |
| Sep 2017 | Bowl Coring | Neil Robinette |
| Oct 2017 | Traditional Platter, Viking Bowl | Glenn Lucas |
| Oct 2017 | Natural Edge Bowl | Bob Meyer |
| Nov 2017 | From Tree to Bowl | Dan Larson |
| Dec 2017 | Turning Ornaments | Jim Jacobs |
| Jan 2018 | Making a Pendant | Alan & Lauren Zenreich |
| Feb 2018 | Spindle Turning/Milk Paint | Linda Ferber |
| Mar 2018 | Chain Saw Safety & Techniques | Steve Hagen |
| Apr 2018 | Lidded Boxes | Steve McLoon |
| May 2018 | Hollow Forms & Platters Platters & Bowls | Trent Bosch |
| June 2018 | Travel Mug | Mike Mahoney |
| July 2018 | Log Preparation & Sawmill | Greg Just |
| Aug 2018 | Squarish Platter | John Enstrom |
| Sep 2018 | Pens | Mike Hunter |
| Oct 2018 | Safe & Comfortable Turning | Ed Mielech & Rick Auge |
| Nov 2018 | Finishing | Eric Lofstrom |
| Dec 2018 | Finials | Mark Palma |
| | Lefse Sticks | Steve McLoon |
| | A Shop | Jim Jacobs |
| | Handles | Todd Williams |
| Jan 2019 | Scandinavian Inspired Bowls | Tim Heil |
| Feb 2019 | Segmented Turning | Dan Larson |
| Mar 2019 | Peppermills | Curt Theobald |
| Apr 2019 | 3-Legged Stool | Tom Sciple |
| May 2019 | Baby Rattle with Captive Rings | Keith Gotschall |
| June 2019 | Spheres & Embellishments | Gary Mrozek |
| July 2019 | Wood-Mizer Portable Sawmill | Steve McLoon |
| Aug 2019 | Finial Box | John Enstrom |
| Sep 2019 | Spalting | Cindy Drozda |
| Oct 2019 | Rings True to Life | Seri Robinson |
| Nov 2019 | Be More Creative | Phil Holtan |
| Dec 2019 | Holiday Ornament | Beth Ireland |
| Jan 2020 | 3-Pointed Vase/Box | Bob Meyer & Mike Hunter |
| Feb 2020 | Long-stem Natural Edge Vessel | Tom Sciple |
| Mar 2020 | Hollow Form | Rudy Lopez |
| May 2020 | Shop/Multiple Topics | Lyle Jamieson |
| | | Mike Mahoney |

| <u>Newsletter</u> | <u>Demo</u> | <u>Demonstrator</u> |
|-------------------|-------------------------------|----------------------------|
| Mini # 11 | Bowl Turning. Part 1 | Dan Larson |
| Mini # 12 | Bowl Turning. Part 2 | Dan Larson |
| Mini # 13 | Christmas Bell Ornament | Robin Costelle |
| Mini # 13 | Irish (Glenn Lucas) Platter | Dick Hicks |
| Mini #15 | Log Processing Center | Lee Tourtelotte/Dan Larson |
| Mini #16 | Coring | Dan Larson/Dan Ernst |
| Mini #17 | Wing Bowl | Dan Ernst |
| Mini #18 | Finials | Dick Hicks |
| Mini #19 | Natural Edge Bowl | Bob Meyer |
| Mini #20 | End Grain Platter | Dan Larson |
| Mini #21 | Michael Mode Style Bowl | Lee Tourtelotte |
| Mini #22 | Super Simple Segmenting | Jim Jacobs |
| Mini #23 | Turning & Painting a Mushroom | Linda Ferber/Rosanne Gold |
| Mini #25 | Stamping & embossing | Joan Sauvageau |
| Mini #27 | Pepper Mills | Steve Miller |
| Mini #28 | Marking Turnings | Linda Ferber |
| Mini #29 | Texturing, embossing | Mike Peace |
| Mini #31 | Xmas Ornament | Hunter/Meyer |
| Mini #32 | Calabash Bowl | Emiliano Achaval |
| Mini #34 | Bowl Basics, Twice Turned | Sam Angelo |
| Mini #35 | Shop design, arrangement | Mark Palma |
| Mini #36 | Skew Fundamentals | Jim Jacobs |
| Mini #38 | Lidded, beaded bowl | Glenn Lucas |
| Mini #39 | Christmas ornaments, gifts | Dan Larson, Dick Hicks |
| Mini #40 | Richard Raffan style box | Mike Hunter |
| Mini #43 | Walnut; Quarter-sawn platter | Mike Mahoney |
| Mini #44 | Embellishments | Linda Ferber |
| Mini #45 | Heart-shaped NE bowl | Dan Ernst |
| Mini #47 | Finishing | Eric Lofstrom |
| Mini #51 | Flame Texturing | Art Lietsman |
| Mini #53 | Bowls & Platters from Boards | Charlie Prokop |
| Mini #53 | Carbide Tipped Tools | Mark Palma |
| April-1 2021 | Sharpening | Kirk DeHeer |
| April-2 2021 | Compound Miter Segmenting | Jim Jacobs |
| May-1 2021 | Miniatures | Marie Anderson |
| May-1 2021 | Brushes | Linda Ferber/Rosanne Gold |



Editor's Notes


Spring is here, but the weather is still a bit cool. Nevertheless, could that be the reason that people aren't in their shops and so they haven't taken any pictures of what they're doing and sending them to me? Your work doesn't have to be museum or publication quality. If you're on the less experienced end of the spectrum, EVERYONE who is more experienced was at exactly your stage at one time.

Everybody please get vaccinated so that there will be such a low occurrence of Covid-19 that we will be able to resume our meetings at the amazing venue of Houck Machine.

Make something with at least 2 axes and submit a picture for the June Member Challenge. There's no judging, the prizes are given through a drawing of names.

Mike Rohrer
Editor
mdrprof@gmail.com





These best friends got the same haircut to trick their teacher so she wouldn't be able to tell them apart.