



Minnesota WoodTurners Association

A LOCAL CHAPTER OF THE AMERICAN ASSOCIATION OF WOODTURNERS

Volume 2014 No 4 Rev 1

November, 2014

AAW | AMERICAN ASSOCIATION
OF WOODTURNERS

2014 President Neil Robinette

2015 President Rick Auge



Thanks to both presidents and their boards for their service to the club. 2014 was great and we are looking forward to 2015

**Minnesota Woodturners
Association
Board Members**

Officers

President

Neil Robinette
neilka@embarqmail.com
(763) 639-1085

Vice-President

Tom Peter
mntreeguy@gmail.com

Treasurer

Mark Debe
mkdebe@icloud.com

Secretary

Janese Evans
janese.evans@gmail.com

Members at Large

Program Director

Linda Ferber
linda@garber.org

Newsletter,

Librarian

Ray Muno
raymond.muno@gmail.com

Webmaster

Will Travis
willy@willyswoodpile.com
(952) 938-5414

**Membership Director,
Asset Manager**

Paul Laes
woodforfun@hotmail.com

Bob Boettcher
robert@boettcher.com
(651) 261-0415

Todd Williams
toddwilli@comcast.net
(651) 777-0446

Lee Tourtelotte
leetourtelotte@msn.com

In This Issue

- I. Cover Picture 2014 and 2015 Presidents
- II. Upcoming Events..... Page 3
- III. President's Message Page 4
- IV. Monthly Meetings
 - a. Topics..... Page 5
 - b. Pictures from Monthly Meetings..... Page 5
 - c. President's challenge..... Page 7
 - i. Bowl and Platter Submissions
 - ii. Bowl Winners
 - iii. Platter Winners
 - d. Instant Gallery..... Page 8
 - e. Bowls of Courage..... Page 8
- V. MWA Classes
 - a. Recent Classes and pictures from Christmas Ornament Class..... Page 9
 - b. Jason Swanson Peppermill Hands On Group.....Page 10
 - c. Jason Swanson Large Group..... Page 11
- VI. AAW and Regional News
 - a. Join the AAW?..... Page 13
 - b. AAW Tuition Scholarships..... Page 14
- VII. Worth Repeating
 - a. Membership Information..... Page 14
 - b. MWA Wood Sealer Program..... Page 14
 - c. Supplier Discount to MWA Members Page 15



II. Upcoming Events

December 2014

No Membership Meeting

No Board Meeting

No Classes

Friday December 12 Holiday Party

Location: Hope Presbyterian Church

Friday, December 12th

7132 Portland Ave, Richfield, MN 55423

Time: 6:30 to 9:30 pm

There will be door prizes, an ornament challenge, unwrapped turning gift exchange and a potluck dinner. No Library or wood raffle

January 2015

Tuesday January 6 Membership Meeting

Neil Robinette and Rick Auge, SHARPENING SESSION

Location: Salvation Army

2445 Prior Avenue North

Roseville, MN

Time: 6:00 social. meeting starts at 6:30, There will be a Wood raffle and club library

Tuesday January 13 Board Meeting Salvation Army, 7:00 -8:30 PM

February 2015

Tuesday February 6 Membership Meeting

Jim Jacobs, GADGETS AND JIGS DEMONSTRATION. Opportunity to ask "how do you do that?".

Location: Salvation Army

2445 Prior Avenue North

Roseville, MN

Time: 6:00 social. Meeting starts at 6:30. There will be a Wood raffle and club library

Tuesday February 8 Board Meeting Salvation Army, 7:00 -8:30 PM

Note: Several MWA Classes are forming for January and February. Watch for MWA Blasts with times, places, and details on these events



III. President's Message



Members, I'll make this short and sweet.

I have had a wonderful time being your president for the past two years.

The club demos have been presented with enthusiasm and skill, I learn something at every one.

Our challenges bring out the best from our turners and the Instant gallery is amazing!

I want first of all, to quickly thank our board of directors, who like me take on this job because we enjoy the comradery and love to see our chapter of the AAW grow and mature.

Our new President Rick Auge has plans to make it even better. Among those plans are faster turnaround for new members wanting to access our website and working on a mentoring system for all our members.

These and others improvements will make our club more even more user friendly.

There are too many club members to mention individually, but I want to thank the many members who have stepped forward to help with each meeting setting up chairs and tables and getting the donated wood rounded up

Specific thanks to:

Dan Larson, our beverage guy. Without him, we would all be thirsty.

Bob Puetz and Will Travis who bring us some of the best action video at every meeting bar none!

Joe Ugro and Jim Robertson for getting into every meeting a little late because they are our door men in the winter. Give Joe a call he is in poor health and can use the contact from a turner. (email me for his cell number)

Ray Munro who took over as librarian after Gar Brown, who had set up the new system , took some time off. Ray brings the DVDs to our meetings and pro demos. Thank you both.

Pete Bryant and Ron Miller who manned the ticket sales table

Paul Laes who manned the membership table

Lee Tourtelotte who has manned the Tool Table and who has made repeated visits to Woodcraft and Rockler among others to have a variety of turning "stuff" on the table ever month. The down side of those visits are as you might expect. While shopping for the tool table, he may have spent more on himself then he intended.

Thank you to all our members, your help is really appreciated !

I will remain on the board as past president and a member at large. In addition I will take over the duties of teaching class coordinator that Rick has done such a superb job at for the last year and a half.

Of course the part I said about this being short and sweet was a lie. Sorry. It was however the only lie I have told!

Neil Robinette President of the Minnesota Woodturners Association.




IV. Monthly Meetings

A. Topics

1. **September 2:** Hollow Forming Skype presentation with Professional Trent Bosch
2. **October 7:** Charlie Prokop making a Native American Style and other types of flutes.
3. **November 4** Rick Auge and Lee Tourtelotte: coring bowls out of a rough turned bowl shape using the McNaughton bowl saver. Dan Larson: coring bowls with the Woodcut bowl saver.

B. Pictures from November 4 Meeting

Lee and Rick demonstrate the McNaughton bowl Saver
Left to right: Starting, Turning the tenon, Planning the cuts, Cutting



**Dan Larson Demonstrates
the Woodcut Bowl Saver**




Pictures from November 4 Meeting (Continued)




New Member: **Bill Zytdlo**
(pronounced Cid low) Accomplished
wood worker, starting to turn

Patrick O'Neil and **Timothy Hogan**. They are
from Northfield, they just started a turning club,
and are considering joining MWA.



Justin and Paul Hammond,
Dad and son members



There was a lot of wood



There were a lot of turners



C. President's Challenge



The president's challenge had two categories. The first category was to make two bowls as nearly identical as possible. The second category was to make a platter. Candidates from both categories are shown to the left.



The winners of the two identical bowl category are shown to the left. They are from right to left: **Mark Debe, Dan Larson, Tom Grotehhaus, and Doug Swanson.**



All submissions in the platter category are shown to the left. Top prizes went to **Ken Hulberg and Joe Gerber**



D. Instant Gallery

Steve Mages Discusses The Instant Gallery Submissions



E. Beads of Courage: There were a number of good looking bowls donated.



V. MWA Classes

A. Recent classes

September. Lidded Boxes (Rick Auge)

October Embellishments on Turnings (Linda Ferber)
Standard Bowl with Decorating options (Dan Larson and Bob Meyer)
Sharpening Your Tools (Neil Robinette)
Natural Edge Class (Bob Meyer)
One Ornament Classes (Mike Hunter and Rick Auge)

November Two Globe Ornament Class (Bob Meyer and Rick Auge)

The following pictures are from a globe ornament class



Turning the Icicle



Doug Ashton shows the finished ornament from the Nov 8 class



B. Jason Swanson Peppermill Hands On Group

On Friday October 24, Professional Wood Turner Jason Swanson came to Woodcraft and taught a MWA small group the technique of making peppermills. A sample of his work is shown below.



Attending the session were eight students from MWA: Will Travis, Rick Auge, Dan Larson, Neil Longhenry, Fred Hegele, Steve Mages, Todd Williams, and Pete Bryant. A ninth student was Mark Knierum, a technician from the University of Minnesota Art Center. Each student made a pepper mill either from solid wood or from segmented wood billets supplied by Jason.


As the students turned their peppermills, Jason visited each one individually and imparted his detailed knowledge. It was amazing how he could come to any stage in the turning process and be spot on with his analysis and recommendations. Points of interest were noted as follows:

1. Making the top and bottom joints coincide

A tendon is put on the base of the ball that fits into the bottom of the peppermill. The top and bottom are held together in a jam chuck and the joint is formed in both top and bottom simultaneously.

2. Holding the top ball when machining and sanding

Jason used what is called a “lamp pull driver” to hold the top ball. It is shown below.



In essence, it is a drive center that fits into a Morse taper on one end and has a series of stepped diameters ($1/8''$, $1/4''$, $3/8''$, $1/2''$, and $5/8''$) on the other end.



In use, the drive is the headstock and the work piece, having the appropriate size hole, is mounted on the drive. The tail stock is then applied to the opposite end of the work piece and compression is applied, creating a jam chuck like drive. In peppermill construction, this drive is in the headstock and a 1/4 " through hole in the top ball is fitted to the 1/4" step. A revolving center is placed at the other end of the ball. This approach provided excellent access to the full ball when cutting and sanding.

3. **Finishing**

Jason finishes his peppermills with a material called velvet oil. He applies it for 10 minutes on three consecutive days.

Each student successfully completed a pepper mill. Examples of their work are shown below,



Pete Bryant



Dan Larson

C. Jason Swanson Large Group Presentation (by Dan Larson, freelance writer for the MWA)

As a large group of members from the Minnesota Wood turners Association settled in on Saturday, October 25th at the University of Minnesota for another Pro Demo, we soon learned, Jason Swanson, our speaker for the day, has an extreme passion for wood and all aspects of woodworking and woodturning. Throughout the day, he shared his secrets and knowledge with us in a very organized and understandable manner. We learned about his furniture making as well as turning experience, which includes teaching classes at the John C. Campbell Folk School, serving as President of the Milwaukee Area Wood turners, as well as being a member of the Chicago Wood turner and the AAW. His work can be seen at galleries such as Saw bridge Studios.



Jason has a background in mechanical design; designing furniture and kitchen cabinets in a program on the computer called, AutoCAD. Jason explained that he is basically a self taught woodworker, beginning with small woodworking projects at about the age of twelve. He has sold his work at local craft fairs and then was recognized and invited to larger juried shows. One of Jason's biggest pet peeves in furniture making was to have to admit to his customers that the turned portions of his work were "farmed out". So, 8 years ago he acquired a lathe and started turning, which has lead to many new adventures and all kinds of fun serving as a teacher and demonstrator.

For those of us who had attended the Friday hands on session with Jason, the first part of the demo was familiar, as we had all successfully completed or at least partially completed our own pepper mills, but it was great to go through the process once again, step by step to solidify our thought process in an expanded way. Jason is famous for his segmented pepper mills and he generously brought us through all the procedures, chucking techniques, specialty bits, and grinding mechanisms needed to complete a pepper mill. He talked about design and shape and took us all the way to his finishing and buffing techniques.

After lunch, Jason proceeded to give us an in depth study of how he produces his famous stave segmented pepper mill blanks beginning with a very informative mini course on the table saw set up, tune up and proper use. He talked about various wood species, moisture content, preparing and squaring up boards before setting his table saw at 15° to accurately cut the 12 segments he used in his signature blanks. For those of you keeping score, that is 15° on each side of a stave, making 30°, then 30° x 12 gives you the 360° outcome. He explained how he uses a zero clearance insert around his table saw blade. He told us how to adjust the bed of our table saws so the blade is running perfectly parallel with fence and guide grooves. Then he went on and demonstrated his glue up method with staves and veneers rolled up using masking tape and then using hose clamps to lock the glue up in place for drying. You had to believe that everyone in attendance had to have come away from the day with many new ideas and techniques to put into practice in their own shop and in their own work. Thank you to the Minnesota Woodturners Association and Jason Swanson for a day well spent.

If you are interested in more details about Jason's process the central Illinois Woodturners produced an excellent pdf file outlining every step of the process including photos. Just google Jason Swanson woodturner and find [PDF] segmented pepper mill - Central Illinois Woodturners.



VI AAW and Regional News

A. Join the AAW

When one first joins the Minnesota Wood Turning Association (MWA), he is often unaware that our group is a chapter of The American Association of Wood Turners (AAW). The AAW is a global organization of over 350 chapters (MWA is a chapter) and 15,000 individuals (many people in our club are AAW members). Like MWA, AAW is dedicated to educating wood turners at every skill level and advancing the art and craft of wood turning. AAW is headquartered in St Paul, and Linda Ferber (a member our club) is program director for AAW. If you came to MWA to learn and have fun woodturning, you can enhance your education and enjoyment by joining **both** MWA and AAW.

The AAW provides information for professionals and hobbyists that are inspiring, educational, and informative. For example, a new MWA member inevitably hears two AAW members talking about a great article in the AAW journal *American Woodturner* and investigates. He discovers to his delight that the journal is loaded with gallery photos, projects and information on woodturning techniques and tools that are relevant to all levels of wood turning. In addition, all past journals are in an electronic library that is indexed and available for searching. This is the best resource in the world for any turner who wants to grow.

In addition, there are self study programs that are available on line for people who are just starting to turn (*Woodturning Fundamentals*), people who want to teach woodturning (*Lets Go for a Spin*), and people who want to avoid injury (*Safety for Woodturners*).

Besides education, the AAW facilitates interaction with over 15,000 members in its organization via the AAW forum, holding symposiums, and coordinating local club activities. It also coordinates activities of other craft organizations that relate (e.g. The American Craft Council, The Center for Art in Wood, The Society of Ornament Turners, etc.)

All the benefits of AAW membership are too numerous to list here. For a complete description, please see the American Woodturning Association website (www.woodturner.org).

Note that you can join the AAW at the website. Go there and do it. You will be richly rewarded.



B. AAW Tuition Scholarships

Each year the AAW awards twenty eight tuition scholarships for quality woodturning instruction to members. Each scholarship provides tuition to attend classes at either the John C. Campbell Folk School at Brass town, North Carolina or Arrowmount School of Arts and Crafts at Gatlinburg, Tennessee. The winners will be selected from candidates submitted by each local chapter.

This year, our chapter has been allotted three nominations for the scholarship program. Five MWA members have requested consideration for a scholarship. These are Steve Mages, Phill Plumbo, John Treager, Todd Williams, and Glenn Hamilton. The MWA board has reviewed the five candidates and has determined that all are top quality. It decided to select the three candidates to submit by pulling names out of a hat at the November meeting. The three names selected were Phill Plumbe, Steve Mages, and Glenn Hamilton. These names are to be submitted to the AAW by November 15 and the winners will be announced on December 1.

VII. Worth Repeating

A. Membership Info

Why Become a Member of MWA:

- Instant Gallery and critique of gallery items at monthly meetings.

- Monthly turning Challenges.

- Woodturning demonstration at monthly meetings.

- Access to videos in the club library.

- Access to a wide variety of turning tools.

- All-day demonstrations by nationally recognized woodturning experts.

- Forum to discuss woodturning topics (i.e. tools and chucks, finishes, tips, techniques, etc.) with other members.

- Newsletters.

- Receive a discount at participating merchants by presenting your current membership card prior to making a purchase.

- Events, such as small-group hands-on sessions

If you'd like to become a member of the MWA, please contact the MWA Membership Director, Paul Laes, woodforfun@hotmail.com.

Membership dues are \$30 annually

B. MWA Wood Sealer Program

The chapter has purchased Anchorseal Wood Sealer in bulk. MWA members can purchase it for \$10/gallon. Our club could use a few clean, empty gallon jugs, such as windshield washer fluid jugs, for bottling. Bring some to our monthly meetings. This super bargain sealer is available at our monthly meetings, or contact the following people for other special arrangements:

Larry McPeck - specialout@aol.com

Bob Jensen - 1woodworker@earthlink.net

Neil Robinette - neilka@embarqmail.com

Jim Jacobs, Hastings - woodmanMN@aol.com

Reed Jacobs, Bloomington - reed@hope-pc.org

Steve Mages, Minnetonka - smages@juno.com

Rick Auge, Shoreview - rauge2003@gmail.com.



C. Supplier Discounts to MWA Members

The following suppliers offer special discounts to MWA members. To receive a discount you must be a member in good standing, and show your current membership card to the merchant.

Abrasive Resource

900 Lund Blvd #400, Anoka, MN
763-586-9595 or 1-800-814-7358

No showroom - Internet or catalog orders only.
Sandpaper, coated abrasives, rolls,
clearance items - 20% discount
www.abrasiveresource.com

Forest Products Supply

2650 Maplewood Drive
(NE corner of County Rd. C and Hwy 61),
Maplewood, MN 55109
Phone: (651) 770-2834
www.forestproductssupply.com
Discount for MWA members:
10% discount on all lumber purchases.

Rockler Woodworking

Burnsville, 2020 W Cty Rd 42
952-892-7999
Maplewood, 1935 Beam Ave
651-773-5285
Minnetonka, 12995 Ridgedale Dr
952-542-0111
10% discount on all regularly
priced items, except power tools.
Wholesale lumber prices to MWA members.
www.rockler.com

Youngblood Lumber Company

1335 Central AVE, MPLS.
612-789-3521
Wholesale prices to MWA members.
www.youngbloodlumber.com

