

# Minnesota Woodturners

## A S S O C I A T I O N

A LOCAL CHAPTER OF THE AMERICAN ASSOCIATION OF WOODTURNERS

Volume 2014, No. 2  
June, 2014



Beads of Courage table, Diane Puetz

MWA Monthly Meeting

**Minnesota Woodturners  
Association  
Board Members**

**Officers**

**President**

Neil Robinette

[neilka@embarqmail.com](mailto:neilka@embarqmail.com)

(763) 639-1085

**Vice-President**

Tom Peter

[mntreeguy@gmail.com](mailto:mntreeguy@gmail.com)

**Treasurer**

Mark Debe

[mkdebe@icloud.com](mailto:mkdebe@icloud.com)

**Secretary**

Janese Evans

[janese.evans@gmail.com](mailto:janese.evans@gmail.com)

**Members at Large**

**Program Director**

Linda Ferber

[linda@garber.org](mailto:linda@garber.org)

**Newsletter,**

**Librarian**

Ray Muno

[raymond.muno@gmail.com](mailto:raymond.muno@gmail.com)

**Webmaster**

Will Travis

[willy@willyswoodpile.com](mailto:willy@willyswoodpile.com)

(952) 938-5414

**Membership Director,  
Asset Manager**

Paul Laes

[woodforfun@hotmail.com](mailto:woodforfun@hotmail.com)

Bob Boettcher

[robert@boettcher.com](mailto:robert@boettcher.com)

(651) 261-0415

Todd Williams

[toddwilli@comcast.net](mailto:toddwilli@comcast.net)

(651) 777-0446

Lee Tourtelotte

[leetourtelotte@msn.com](mailto:leetourtelotte@msn.com)

# In this issue

<b>President's Message</b>	<b>3</b>
<b>Membership Info</b>	<b>4</b>
<b>MWA Wood Sealer Program</b>	<b>4</b>
<b>Supplier Discounts to MWA Members</b>	<b>4</b>
<b>Vice President's Update</b>	<b>5</b>
<b>MWA Organization Chart</b>	<b>6</b>
<b>Safety</b>	<b>7</b>
<b>Minnesota Woodturners Support Kids with Serious Illness</b>	<b>8</b>
<b>Pro Demo Picture Gallery</b>	<b>9</b>
<b>Upcoming Events</b>	<b>11</b>
<b>MWA Chain Saw Safety Class</b>	<b>13</b>
<b>MWA Small Group Classes</b>	<b>13</b>
<b>The Rockler Challenge</b>	<b>15</b>
<b>Regional Events</b>	<b>15</b>
<b>Library Expansion</b>	<b>17</b>
<b>From the Editor</b>	<b>17</b>



## President's Message



Hello woodturners!

Been a busy couple months.

We've been working with the Onamia High School in Onamia MN to loan their wood shop two of our Jet mini's. The new shop teacher, Jared Sanger, is a young man taking over for the retiring veteran who has just completed an upgrade to their shop, but the budget left them short of equipment. Not many schools left still have a wood shop! Jared called me several months ago to see if we could help him start a woodturning semester in the wood shop. I took his request to the board and after some legal issues were addressed we pulled a couple of our Jets off the shelf and will be sending them, on loan, to Jared. To prepare, Jared came to my shop for a Saturday to learn the basics of sharpening and turn a handle and some eggs, to get a feel of the tools. I encouraged him to come down again when he is ready to start working with the students for another refresher.

The attendance at our meetings has been great! Thank you members!

On the other hand the attendance at the Pro demo's at the U of M all day Saturday events have not been up to expectations.

Each of the Pro's have been very interesting and like always they have tricks and tips that make the Saturday fun and inspiring to everyone there. The venue is great and parking is only \$4.00 in the lot next door.

The Pro hands on classes always have openings too, regardless of which pro is teaching.

MWA needs some input from you the members, these weekend pro visits are a wonderful opportunity to learn from the best but are expensive. Please e-mail or call any board member ( names on your MWA web-site: [www.mnwoodturners.org](http://www.mnwoodturners.org) ).

The Beads of Courage is a great way to give back to the club, and to those kids who receive the bowls they get to put their beads into.

Be sure to turn your BOC bowl and lid out of dry wood. Some of the bowls have begun to crack and need repair. Bob Puetz has taken care of these but needs your help when you choose how fresh the wood is.

We lost a good friend on May 12th, John Anderson, from Bloomington, was a member since 2004. He always helped when he could and was cheerful and fun to be around. We will miss him a lot.

I can't end without thanking all the members who step up at the meetings and pro demo's to give is great video, fresh pop and coffee and stay to clean up. This makes it fun for all of us, Again Thank you members!

Thank you,  
Neil Robinette,  
*MWA President*



## Membership Info

Why Become a Member of MWA:

- Instant Gallery and critique of gallery items at monthly meetings.
- Monthly turning Challenges.
- Woodturning demonstration at monthly meetings.
- Access to videos in the club library.
- Access to a wide variety of turning tools.
- All-day demonstrations by nationally recognized woodturning experts.
- Forum to discuss woodturning topics (i.e. tools and chucks, finishes, tips, techniques, etc.) with other members.
- Newsletters.
- Receive a discount at participating merchants by presenting your current membership card prior to making a purchase.
- Events, such as small-group hands-on sessions

If you'd like to become a member of the MWA, please contact the MWA Membership Director, Paul Laes, [woodforfun@hotmail.com](mailto:woodforfun@hotmail.com).

Membership dues are \$30 annually.

## MWA Wood Sealer Program

The chapter has purchased Anchorseal Wood Sealer in bulk. MWA members can purchase it for \$10/gallon. Our club could use a few clean, empty gallon jugs, such as windshield washer fluid jugs, for bottling. Bring some to our monthly meetings. This super bargain sealer is available at our monthly meetings, or contact the following people for other special arrangements:

Larry McPeck - [specialout@aol.com](mailto:specialout@aol.com)

Bob Jensen - [1woodworker@earthlink.net](mailto:1woodworker@earthlink.net)

Neil Robinette - [neilka@embarqmail.com](mailto:neilka@embarqmail.com)

Jim Jacobs, Hastings - [woodmanMN@aol.com](mailto:woodmanMN@aol.com)

Reed Jacobs, Bloomington - [reed@hope-pc.org](mailto:reed@hope-pc.org)

Steve Mages, Minnetonka - [smages@juno.com](mailto:smages@juno.com)

Rick Auge, Shoreview - [rauge2003@gmail.com](mailto:rauge2003@gmail.com)

## Supplier Discounts to MWA Members

The following suppliers offer special discounts to MWA members. To receive a discount you must be a member in good standing, and show your current membership card to the merchant.

### Abrasive Resource

900 Lund Blvd #400, Anoka, MN

763-586-9595 or 1-800-814-7358

No showroom - Internet or catalog orders only.

Sandpaper, coated abrasives, rolls,  
clearance items - 20% discount

[www.abrasiveresource.com](http://www.abrasiveresource.com)

### Forest Products Supply

2650 Maplewood Drive

(NE corner of County Rd. C and Hwy 61),

Maplewood, MN 55109

Phone: (651) 770-2834

[www.forestproductssupply.com](http://www.forestproductssupply.com)

Discount for MWA members:

10% discount on all lumber purchases.

### Rockler Woodworking

Burnsville, 2020 W Cty Rd 42

952-892-7999

Maplewood, 1935 Beam Ave

651-773-5285

Minnetonka, 12995 Ridgedale Dr

952-542-0111

10% discount on all regularly  
priced items, except power tools.

Wholesale lumber prices to MWA members.

[www.rockler.com](http://www.rockler.com)

### Woodcraft

9125 Lyndale Ave S, Bloomington

952-884-3634

10% discount on all items, except power tools.

[www.woodcraft.com](http://www.woodcraft.com)

### Youngblood Lumber Company


1335 Central AVE, MPLS.

612-789-3521

Wholesale prices to MWA members.

[www.youngbloodlumber.com](http://www.youngbloodlumber.com)

## Vice President's Update



*Minnesota*  
**Woodturners Association**



## Vice President Update

Good Day MWA Friends !

Half way through our year is a great time to say THANKS !

- To you members for your participation in the monthly meetings - (especially set up and take down)
- To you members who make us tick by your membership renewals.
- To you members who bring guests and tell others about us as well.
- To the Executive Committee for keeping the Club ON TASK and SHARP !
- To all the professional members to Demonstrate, Educate, Mentor, and Care about our Members

### 2015 Leadership Position Open for Nomination

**-The position of Vice President is open !**

See the enclosed current Organization Chart for a broad brush stroke view of all the MWA Board Positions for future consideration.

#### **Assisting Positions Ready & waiting for everyone !**

"Many hands make light work"

(no, that is not the punchline to the "how many woodturners does it take to change a light bulb" joke)  
It is the reality of "how we tick" as a club !

"Many Assistants have fun and create community"

As you look at the enclosed MWA Organization Chart, rest assured that non of us is SuperMan or WonderWoman and as volunteer leaders we all have limited time and need to rely on members to Assist Us. As the summer flies away then fall and winter creep up on us, I will detail several opportunities for you to help us out.

A top area for Assistants will be in Club Communications. In just a few hours time each we can:

- Create and maintain a Club Resource Table for the Monthly Meetings
- Communicate with current, past, and future members about membership, upcoming class offerings, professional demonstrations, etc
- Follow up communications with current and past members regarding the upcoming **MWA Club Survey**

*Respectfully Yours,  
Tom Peter, Vice President*

### LOOKING TO THE FUTURE

The best way maximize your membership is to help us create the Future !

We are one the "Top 5" clubs in America in relation to membership size - and as such we can all take pride in that.

To that end we are anxious to receive your input in the form of the **Upcoming MWA Club Survey** that will be mailed to you soon. As you consider your reply carefully, you will be contributing to, and shaping the Club's Future.

We are poised for the opportunity to offer you, and new members - the opportunity to take our turning experience to the next level. As we expand - we need to do so strategically, offering the best "Membership Experience" possible.

We will be including a confidential section (received and compiled by a disinterested 3rd party) for the board to take action on. This will be a place to freely express your vision for the future and most importantly how and where you think we can improve.

# **MWA Organization Chart**

(Draft)

## **President**

Supervise & Control all Business & Club Affairs  
Conduct Chapter Meetings

## **Vice President**

Perform the duties of the president if unavailable

## **Treasurer**

1. Collect all membership fees and all other moneys
2. Keep current and accurate records of all moneys

## **Secretary**

1. Keep the minutes of the Chapter's Board meetings
2. Keep minutes at general membership meetings
3. Formalize the meeting minutes, make them available to the club members, post them to the club website, and maintain a file of the minutes.

## ***At Large Positions***

### **Membership Services**

1. Provide personal contact with new members
2. Provide new member materials,
3. Coordinate the membership list with the Treasurer and Web Master.

### **Librarian**

1. Maintain all publications recordings,
2. Bring the library to meetings
3. Handle the checkout and returns.

### **Program Director**

1. Determine meeting subjects & site
2. Contact demonstrators,
3. Organize meetings
4. Negotiate fees for professional demonstrators.

### **Asset Manager**

1. Establish and maintain an accurate list of all MWA hard assets, including lathes, tools, video equipment, accessories, etc.

### **Newsletter Editor**

1. Report on all functions of the club and solicit and edit articles for the Newsletter.
2. Compile information into the Bimonthly newsletter
3. Forward it to the Web Master for posting on the MWA website.

### **WebMaster**

1. Maintain the MWA website, including:
  - A. Electronic communications, such as emails to the membership
  - B. Forum
  - C. Newsletter
  - D. Other features desired by the Board.

## Safety

Safe, effective use of a wood lathe requires study and knowledge of procedures for using this tool. Read, thoroughly understand, and follow the label warnings on the lathe and in the owner/operator's manual. Safety guidelines from an experienced instructor, video, or book are a good source of important safety procedures. Please work safely.

### Safety is YOUR responsibility.

1. Always wear safety goggles or safety glasses that include side protectors. Use a full faceshield for bowl, vessel, or any turning involving chucks and faceplates.
2. Fine particles from a grinder and wood dust are harmful to your respiratory system. Use a dust mask, air filtration helmet, proper ventilation, dust collection system, or a combination of these to deal with this serious issue. Be especially mindful of dust from many exotic woods, spalted woods, or any wood from which you notice a skin or respiratory reaction.
3. Wear hearing protection during extended periods of turning.
4. Turn the lathe off before adjusting the tool rest or tool rest base, i.e., banjo.
5. Remove chuck keys, adjusting wrenches, and knockout bars. Form a habit of checking for these before turning on the lathe.
6. Tie back long hair; do not wear gloves; and avoid loose clothing, jewelry, or any dangling objects that may catch on rotating parts or accessories.
7. When using a faceplate, be certain the workpiece is solidly mounted with stout screws (#10 or #12 sheet metal screws as a minimum). Do not use dry wall or deck screws. When turning between centers, be certain the workpiece is firmly mounted between the headstock driving center and tailstock center.
8. Ensure the belt guard or cover is in place.
9. Check that all locking devices on the tailstock and tool rest assembly (rest and base) are tight before operating the lathe.
10. Ensure the blank is securely fastened.
11. Rotate your workpiece by hand to make sure it clears the toolrest and bed before turning the lathe on. Be certain that the workpiece turns freely and is firmly mounted. A handwheel on the headstock simplifies this process of spinning the lathe by hand before turning on the switch.
12. Be aware of what turners call the "red zone" or "firing zone." This is the area directly behind and in front of the workpiece, the areas most likely for a piece to travel as it comes off the lathe. A good safety habit is to step out of this zone when turning on the lathe, keeping your hand on the switch in case you need to turn the machine off. When observing someone else turn, stay out of this zone.
13. Always **check the speed** of the lathe before turning it on. Use slower speeds for larger diameters or rough pieces and higher speeds for smaller diameters and pieces that are balanced. Always start a piece at a slower speed until the workpiece is balanced. If the lathe is shaking or vibrating, lower the speed. If the workpiece vibrates, always stop the machine to verify why. As a starting point, consult your operator's manual for recommended speeds for a particular lathe. Ensure the lathe speed is compatible with the size of the blank.
14. Exercise extra caution when using stock with cracks, splits, checks, bark pockets, knots, irregular shapes, or protuberances. Beginners should avoid these types of stock until they have greater knowledge of working such wood.
15. Hold turning tools securely on the toolrest, holding the tool in a controlled but comfortable manner. Always contact the tool rest with the tool before contacting the wood.
16. Note that, when running a lathe in reverse, it is possible for a chuck or faceplate to unscrew unless it is securely tightened or locked on the lathe spindle.
17. Know your capabilities and limitations. An experienced woodturner is capable of lathe speeds, techniques, and procedures not recommended for beginning turners.
18. Always remove the tool rest before sanding, finishing, or polishing operations.
19. Don't overreach, keep proper footing, and keep your balance at all times.
20. Keep lathe in good repair. Check for damaged parts, alignment, binding of moving parts, and other conditions that may affect its operation.
21. Keep tools sharp and clean for better and safer performance. Don't force a dull tool. Don't use a tool for a purpose that it was not designed for or intended for.
22. Consider your work environment. Don't use a lathe in damp or wet locations. Do not use in presence of inflammable liquids or gases, and always keep a fully-charged fire extinguisher close at hand. Keep your work area well lit.
23. Stay alert. Watch what you are doing. Pay close attention to unusual sounds or vibrations. Stop the lathe to investigate the cause. Don't operate machines when you are tired or under the influence of drugs or alcohol.
24. Guard against electric shock. Inspect electric cords for damage. Avoid the use of extension cords.
25. Never leave the lathe running unattended. Turn power off. Don't leave lathe until it comes to a complete stop.
26. Many accidents to woodturners occur while using saws, especially band and chain saws. Learn and follow the safety guidelines for this equipment.

Source, **American Association of Woodturners** web site, *reprinted with permission.*





## Minnesota Woodturners Support Kids with Serious Illness

Linda Ferber

The Minnesota Woodturners Association (MWA) has a remarkable ongoing connection with Beads of Courage (BOC), a nonprofit that provides supportive care programs for children coping with serious illness.

Beads of Courage provides sick children a unique bead to represent each procedure or treatment they undergo. For example, a red bead for a blood transfusion, a yellow bead for a night in the hospital, a star bead for surgery, a white bead for chemotherapy. Each child's collection of beads becomes a tangible record of their treatment journey.

MWA provides turned wooden boxes to children at local hospitals to hold their precious beads. We are delighted with our chapter's participation in the BOC project. And, like a lot of projects, this one started quietly. Here's how it all began.

Over two years ago, chapter member, Bob Puetz, and his wife, Diane, started talking about Beads of Courage at our chapter meetings because their daughter is the Arts in Medicine Program Director and Artist in Residence for Beads of Courage in Tucson. They told our chapter stories about the children who are undergoing treatment and encouraged our members to make turned wooden boxes to hold the kids' beads. Slowly, handmade boxes made their way to chapter meetings. Next, Diane set up and hosted a Beads of Courage table at each chapter meeting complete with a bowl of candy and a scrapbook that features photos and stories of the children served. Now two years later, Beads of Courage is a regular part of MWA meetings. Members stop by the table regularly to catch up on the newest scrapbook stories or even drop-off a newly-turned box to be donated for a child at an area hospital.

Word has spread about our chapter's wood-box donations. In fact, our chapter recently received requests from smaller, out-state hospitals. What's more, MWA member, Jeff Luedloff, who works in a metro area school, knows a student who is going through a serious medical challenge. Jeff made the student a special Charlie Brown box and presented it to the child in his classroom before a special party. Jeff says as he walks down the halls at school there is always a kid that stops to thank him.



For the AAW Symposium, our chapter used Beads of Courage as the basis for our AAW Chapter Collaborative Challenge project and the boxes produced were donated to BOC in Phoenix. Jim Jacobs has 20 BOC "kits" ready to distribute to our club in July, so we expect more boxes in the near future!

On our chapter's home page, at the bottom of the Beads of Courage story, is this message, "Thank you for your support, your efforts and generosity will bring smiles to the faces of kids that need a little extra courage!"





## Pro Demo Picture Gallery

Michael Hosulak  
Saturday, March 8, 2014







## Pro Demo Picture Gallery

John Lucas

Saturday, May 3, 2014



## Upcoming Events

### Monthly Membership Meetings

At each meeting there will be a Wood raffle and the club library will be available.

**July 8, 2014**

Jim Jacobson

Jim will be turning a bowl for Beads of Courage using a pre-made "kit".

The demo will be the chance for our members to see how Jim puts the kit together and turns a fun project for Beads of Courage.

Jim has made up 20 of these "kits" if you would like to make a Beads of Courage bowl, using this kit, they will be offered to our members after the demo. Your membership card is requested to receive a kit.

**August 5, 2014**

Jim Robertson

Turning picture frames and mirrors

**September 2, 2014**

Jeff Luedloff will give a demo on turning and burning

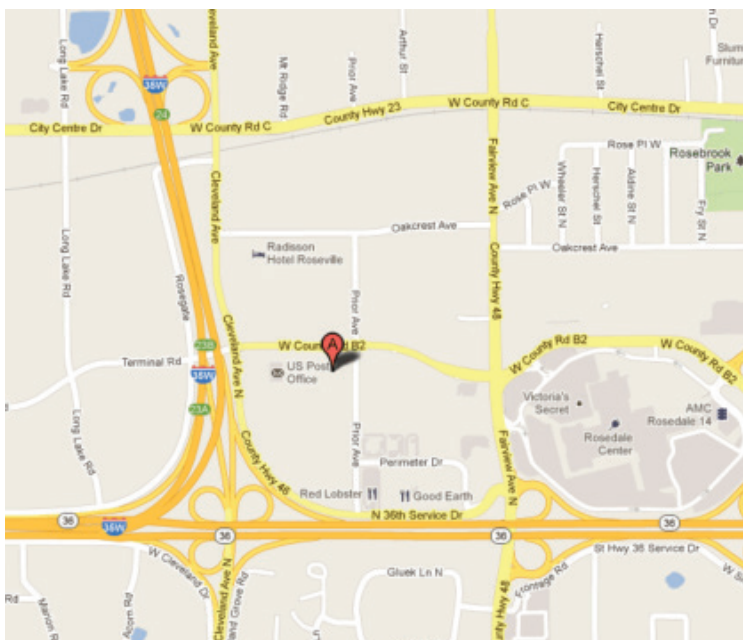
## MWA Board Meetings

Board meetings are scheduled for every month, on the Tuesday after the monthly meeting. They are held at the Salvation Army Headquarters (see inset below). All MWA members are welcome to attend.

**July 15, 2014 (7:00 - 8:30 PM)**

**August 12, 2014 (7:00 - 8:30 PM)**

**September 9, 2014 (7:00 - 8:30 PM)**



Monthly Meetings are held at:  
Salvation Army Headquarters

2445 Prior Avenue North

Roseville, MN

Time: 6:00 social, meeting starts at 6:30



## Upcoming Pro Demos

Each three day event consists of two days of hands on, small group sessions.

Jason Swanson  
Woodtuner/Instructor/Demonstrator

**Saturday, October 25, 2014** All day demo

Time: 9:00 AM to 3:00 PM

Location: University of Minnesota

E117 Regis Center for Art

405 21st Avenue South

Minneapolis, MN 55455

Fee: \$25

**October 24 and 26, 2014** Small group sessions

Limit: 8 per class

Location: Woodcraft

9125 Lyndale Ave. South

Bloomington, MN 55420

Time: 9:00 AM to 4:00 PM

Contact: Mike Hunter [MLH55410@aol.com](mailto:MLH55410@aol.com)

Fee: \$75.00



For your Holiday presents, Jason is well known for Pepper Mills. I teach and demonstrate woodturning all across the country now at local clubs, Woodcraft stores, woodturning symposiums, and at Folk Art Schools, including John C. Campbell in Brasstown, NC.

The segmented peppermills have literally taken me across the country in both teaching and demonstrating how I make them.

Jason Swanson [www.wiwoodguy.com](http://www.wiwoodguy.com)





## MWA Chain Saw Safety Class

Presented by Steve Hagen from STIHL USA

Where: Salvation Army Building 2445 Prior Ave. N. Roseville, MN

When: Thursday, July 17th

Time: 6:30 to 9:00 PM

No Charge for this event.



Members, we have a very special event for your consideration.

If you work with an electric or gas chain saw, once in a while or every day, this program will give you new insight into safely using your saw.

Steve Hagen will present a two hour program covering safe use of both elec. and gas chain saws.

He will have several types of chain saws to show and present a slide show as part of the evening activities.

Of course lots of questions are encouraged.

Steve travels Midwest's territory providing safety and maintenance training for municipalities, organizations and end users, both professional and homeowners.

In his short tenure, he has provided training to over 100 organizations and 3,000 individuals, providing them with product information, technical assistance and the safe and proper use of electric and gas chain saws and other power tool.

Steve holds many certifications in the power equipment and marine industry, as well as being a member of both the Minnesota and Wisconsin Nursery and Landscape Association.

He also works very closely with many of the technical colleges in Minnesota and Wisconsin and is a member of those advisory boards.

---

## MWA Small Group Classes

Our class coordinators, Rick Auge and Alan Nelson, are developing the curriculum for small group classes. These will be held at different locations around the Twin Cities area. Below is a list of classes that will be offered. Watch your email for MWA blasts and the MWA website for information on dates and locations. Rick and Alan would like to hear from you if you have ideas for future classes. They can be contacted at

Rick Auge [rauge2003@gmail.com](mailto:rauge2003@gmail.com)

Alan Nelson [dr.alan.nelson@gmail.com](mailto:dr.alan.nelson@gmail.com)

Upcoming Classes (Times and locations will be announced in an email blast)

July 12: Power Carving & Woodburning Class, Linda Ferber. Tools and Materials supplied. Limit 4 people

July 16: Native American Flute making, Charlie Prokop, Evening class.

July 17: Lidded Box Class, part 2, at Rockler

August 20: Sharpening Class, Neil Robinette .



## **Class descriptions**

### **Beginning Spindle Turning**

This class will concentrate on beginning techniques and exercises to get your spindle turning started safely and efficiently. Designed with the beginner in mind but anyone may choose to join us. The class will be taught by Brad Hubert, a long-time turner who turns for both fun and profit.

Bring any of your following SHARP tools to the class and learn how to use them properly. If you are not sure if you have sharp tools, they have probably been dull for a long time. Sign up for our sharpening class first so that this class can concentrate on lathe work:

- Spindle roughing gouge (should NEVER be used for bowl turning)
- Spindle gouge (any size)
- Skew (any size)
- Parting tool (any size or configuration)
- Scrapers will be used only to convince the class that you don't usually want to use them!
- Also bring a couple pieces of hardwood to turn.

Remember, the main purpose of this class is to produce shavings safely—don't bring a piece of prized lumber. Pretty much any size will do—but a foot-long piece of 2 X 2 would be perfect.

### **Turn a plate**

Always wanted to turn something out of a board? Here is your chance. The class will be taught by Wally Jacobsen, former Woodshop instructor at Roseville High School.

Bring the following SHARP tools to the class and learn how to use them properly. If you are not sure if you have sharp tools, they have probably been dull for a long time. Sign up for our sharpening class first so that this class can concentrate on lathe work:

- Bowl gouge(s)
- Round Scraper
- 1" 8 TPI faceplate (to fit Jet or Delta mini lathes)

### **Wood Burning**

Ever wanted to woodburn one of your turnings but couldn't bring yourself to take the risk? Instructor Linda Ferber will supply everything you need to try out this potentially limitless method for enhancing your turnings.

### **Segmented Turning**

This class, with instructor Arden Griep, will be a largely demonstration event. Learn how Arden has made some of those beautiful pieces he has brought to club meetings.

- How do you accurately cut all those little pieces?
- How do you get them glued together?
- How do you get the layers to stick together?
- How do you figure out a design?

### **Carbide Turning Tools**

This class will be taught by Mike Hunter, one of the pioneers in carbide wood turning tools. You have heard Mike speak about these tools at club meetings—he is overly cautious about not making this an advertisement for his tools (but we all know his are the best). Mike will have some of his tools, you bring your own. Learn how to effectively use them—they are different! And of course, this is one of the few turning classes where the Tool Sharpening class will NOT be a prerequisite.



## The Rockler Challenge

At each of our regular monthly meetings we plan on having a turning challenge for our members. This is currently sponsored by Rockler Woodworking and they are providing prizes in the form of gift cards. The purpose of the monthly challenge is to encourage club members to participate, no matter what their skill level. The main thing is to have fun. There will be awards given in various categories each month, with categories aimed at beginners and experienced turners alike.

### July Rockler challenge:

Thin wall bowls or vessels.

Many turners have made bowls or hollow vessels and said to themselves; "I could have made that thinner".

So now is your chance to try your hand at thin wall turnings.

If your just getting started give it a try! One category for judging will be for 'first time entries' so don't be bashful!

### August Rockler challenge : Pens

We had a great response to our last pen challenge a few months ago so lets do it again!

Your creativity will make this a fun project.

Turners, start your lathes.

## Regional Events

### Turn-On! Chicago 2014

August 15-17, 2014

The Conference Center at the University of Saint Mary of the Lake Mundelein, Illinois

The Chicago Woodturners are happy to announce that the 4th biennial Turn-On! Chicago symposium will be held from August 15-17, 2014. It will once again be on the scenic wooded grounds at The Conference Center at the University of Saint Mary of the Lake in the northern suburbs of Chicago.

The event will be three full days with 10 demonstrators doing approximately 60 demonstrations in 12 rotations. The demonstrators include Trent Bosch, Alan Carter, Nick Cook, Barry Gross, Lyle Jamieson, Binh Pho, Dick Sing, Steve Sinner, Jason Swanson, and Andi Wolfe. Included with your registration is a trade show, full meal package, tee shirt, Friday evening events, and instant gallery. Also included is a banquet and auction conducted by the AAW's Rob Wallace on Saturday evening.

Registration opens on February 1st and has a limit on attendance. I hope you can join us. It is an excellent opportunity to meet fellow woodturners in a relaxing environment while you learn the latest techniques from some of the best woodturners in the field. Visit our website for more details and instructions regarding registration. This site will be continually updated in the coming months as details are finalized for rotations and topics so periodically check back in

Al Miotke

Turn-On! Chicago 2014 Publicity Chairperson

Chicago Woodturners, President

send inquiries to: [abmiotke@comcast.net](mailto:abmiotke@comcast.net)



## **Coulee Region Woodturners**

### **Jimmy Clewes Demonstration**

**July 17, 2014**

Onalaska Community Center,  
515 Quincy Avenue  
Onalaska, WI

We are having a day-long demonstration by Jimmy Clewes on Saturday, July 19 at our meeting place, the Onalaska Community Center, 515 Quincy Avenue, Onalaska WI 54650. It is on the corner of Quincy and 6th Street. It is 6 blocks east of Wisconsin Highway 35 on Quincy. The event lasts from 9 AM until about 4 PM, lunch will be served. Members from neighboring woodturning clubs are welcome to attend this very worthwhile demonstration by an internationally known turner with a reputation for being an excellent teacher. The fee for the Saturday demonstration is \$25.00.

We urge persons planning to attend RSVP in advance with Phil Miller for planning purposes (we need to have enough seating and food on hand), but walk-ins are welcome. His email is [miller010@centurytel.net](mailto:miller010@centurytel.net). His phone is 608-781-5342 and his address is 2931 Onalaska Ave, La Crosse WI 54603.

Regards,  
John Griffiths  
[griff@mwt.net](mailto:griff@mwt.net)

## **Chippewa Valley Woodturners Guild**

### **6th Annual Expressions in Wood Expo October 25th and 26th, 2014**

Formerly Wisconsin Woodturners Expo  
Eau Claire, Wisconsin

The 6th Annual Expressions in Wood Expo will be at the Plaza Hotel & Suites, 1202 W. Clairemont Ave., Eau Claire, Wisconsin, on Saturday and Sunday, October 25th and 26th, 2014. This event is presented jointly by Chippewa Valley Woodturners Guild and West Wisconsin Woodcarvers Guild.

Hours will be 8 AM - 6 PM on Saturday and 8 AM - 5 PM on Sunday. You will enjoy lathe woodturning demonstrations, exhibitors, vendors and an Instant Art Gallery. A Silent Auction will be held for supporting our youth outreach program.

We will also hold our "Learn-to-Turn" woodturning workshops for youths and beginning woodturners which was such an overwhelming success last year. There will also be hands-on demonstrations of woodcarving by the West Wisconsin Woodcarvers Guild. This will be a great opportunity to learn the basics of woodturning and woodcarving.

Having been recently at the art show at Springfest in Chippewa Falls in April, many of the same artisans will be presenting at this event. This will be a great opportunity to buy your Christmas gifts.

The professional demonstrators this year will be Allen Jensen of Loveland, CO and Tim Heil of Gem Lake, MN. Also, this year we will have Bob Boettcher from Minnesota Woodturners; Barry Grill and Mark Palma from the Chippewa Valley Woodturners. Wayne Dubberke from West Wisconsin Woodcarvers Guild will also demonstrate woodcarving. Many vendors will be performing woodturning and woodcarving tasks in their booths.

General admission is \$5.00 per day to the vendor, exhibitor and instant gallery areas and \$50.00 for one day of demonstrations or \$110.00 for both days of demonstrations, which includes the exhibitor, vendor and instant gallery area. The two-day admission includes a full set of DVDs (\$30 value) commemorating the proceedings.

Chippewa Valley Woodturners Guild is an active member of the American Association of Woodturners based in St. Paul, MN with over 14,500 members throughout the United States and several countries around the world.

Contact: Rich Thelen  
[rlthelen@charter.net](mailto:rlthelen@charter.net)  
715.834.1459



## Library Expansion

The barcode system for inventory and checkout, put in to place by our previous librarian and board members, Gar Brown and Barry Dorsher, has been working very well. We are keeping very good track of titles. The process of checkout and return goes very quickly, eliminating the wait in line at the library table. We have been checking out 30-40 DVD titles at each meeting. At the current point in time, we only have a couple of DVD's out past their 1 month rental time. People have been taking good care of the DVD's so we have not had to replace any for the last few months. This is good news. The rental fees can then go toward purchasing new titles to add to the library. If you have any suggestions for new titles, please send them to the MWA librarian, Ray Muno, [raymond.muno@gmail.com](mailto:raymond.muno@gmail.com)

To better serve our members, we would also like to build up a selection of books to augment our DVD collection. Many of us have Woodturning related books sitting on the shelf collecting dust. If so, you can donate them to the MWA so we can offer them for checkout by our members. Also, suggestions for books we could purchase would also be welcome. The primary interest is in books for the beginning woodturner.

Ray Muno  
*MWA Librarian*

## From the Editor

Once again, we are trying to get the Newsletter back on track. Initially we had a lot of participation, with contributions of articles and pictures. We seemed to have hit a dry spell. It has been a while since anyone has sent me anything to put in the Newsletter.

We are looking for people to submit articles covering our monthly meetings and our Pro Demos. All we need is a short write up of what was presented. Pictures of these events are always a valuable addition as well.

In addition to the above, how to articles, shop descriptions, reviews of new tools, etc. are always welcome.

Remember, this is **YOUR** newsletter. All the content is derived from submissions made by club members. Consider taking the time to write an article. It could be about your shop, new techniques you have learned, project how-to's, reports on visits to neighboring clubs activities, etc. Remember, without content from members, there is no newsletter.

Ray Muno  
*Newsletter Editor*



The Minnesota Woodturners Association is a local chapter of the American Association of Woodturners.