

# Minnesota Woodturners ASSOCIATION

IN ASSOCIATION WITH THE AMERICAN ASSOCIATION OF WOODTURNERS



## Steve With The Chips Flying

**Minnesota Woodturners  
Association  
Board Members**

**President**

**Bob Meyer**  
rjmbobco@comcast.net  
651-483-6187

**Vice President**

**Reed Jacobs**  
reed@hope-pc.org  
952-884-1181

**Secretary**

**Chuck Shreffler**  
willy@willyswoodpile.com  
952-938-5414

**Treasurer/Membership**

**Jesse Crane**  
chuck@chucklaw.com  
612-872-8000

**Newsletter Editor**

**George Scott**  
gscott40@comcast.net  
651-214-9341

**Librarian**

**Bob Meyers**  
rjmbobco@comcast.net  
651-483-6187

**Web master**

**John Haug**  
jhaug\_3@msn.com  
763-767-2460

**Members-At-Large**

**Larry McPeck**  
specialout@aol.com  
763-757-3143

**Todd Williams**  
toddwilli@comcast.net  
651-777-0446

**Linda Ferber**  
linda@garber.org

## President's Message



I can't believe it's time for another newsletter. Time is just flying. It's finally getting warmer and the snow is melting.

On February 17th, the club sponsored a contest for all members to select our club entry to the "Turning 25" challenge for the AAW symposium. There were 20+ entries. Tib Shaw, Cindy Bowden and Linda Tacke from the AAW did the judging and selected a bowl done by Tom Peters as the winner.

If you missed the March meeting, you missed a great presentation by Virgil Leigh. Virgil does whole tree turning on a 17' pattern lathe using chain saws, hammers, 4" grinders and sandpaper starting at 16 grit as his tools. This was a joint meeting with the Minnesota Woodworkers Guild and there were at least 250 people in attendance.

On March 25-27 we had Mark St. Leger do 2 days of hands on training and a Saturday general demo at the U of M. Mark did a number of projects mostly from scraps of wood that every one has in their

shop. He showed several jigs and jam chucks he uses. Mark has great tool control and has a very light touch on all his cuts. This is something all of us can learn from.

We had a good turnout for the general demo but I am still surprised that we can get more members to attend. We have over 250 members and we only had 50 members show up. I can't believe that members don't take advantage of one day of training, a lunch, a chance to learn new projects and techniques and be able to ask questions of a pro for \$25. To me, this is one of the great benefits of the club.

In between the meeting, we had the opportunity to be at 2 Rockler locations and promote the club and do some demos. I want to thank Steve Mages, Chuck Pritschka, Gerd Nord, Gary Rocheleau, Paul Laes and John Gregg for spending part of their Saturday supporting the club. For helping, they each get 2 library rentals. We gave out information about the club to over 50 people.

We are going to have a great couple of meetings coming up. In April, Bob Jensen, Ken Kruizenga and Ken Schwichtenberg are going to demo the process to make an awl from preparing the raw steel through turning the handle and putting the pieces together.

In May, Bruce Arones will demo bowl turning. Bruce is an excellent bowl turner and turns hundreds of bowls a year. This will also be your opportunity to bring a bowl to donate to the "Empty Bowls" Community Project.

Finally, you will begin to hear a lot more about the AAW national sym-



posium to be held in St. Paul at the RiverCentre on June 24-26, 2011. This will be a special year as it is the 25th anniversary of the AAW. We need to have club members help by volunteering for various jobs. You will be hearing more about the types of jobs that need to be filled in the near future. You should also take this opportunity to attend this event. There are many free events and the cost to attend all the demos is very reasonable.

## Briefs

Sealer is now available. Call Larry McPeck, get it at the next meeting, or from Bob Jensen.

If you have a blast to send email it to:

MWAbblast@mnwoodturners.com

Many of us own chain saws in order to process logs for bowls. If you have a chain-saw blade that needs sharpening or have one in the future give club member Doug Lindquist a call at 763-434-3920.

You can bring them to a meeting or make other arrangements.

**Jim Jacobs** will be doing a “practice run” for his upcoming symposium demo on May 14th from 9-12 am. at his shop in Hastings

This demo consists of jigs, gadgets and tips for all skill levels. This will be open to the 1st 6 members who contact him at woodmanmn@aol.com

**Greg Just provided the pictures below... Thanks Greg:**




**Bob Jensen sent these pictures**



This was dyed red, upholstery tacks were used for metal pieces.



I made this tool handle for Linda (Ferber) sometime back. Part of a flashlight for the ferrule and a steely marble in the handle end.



**Mike Harper, as he says, a new guy to the club did these on his old ShopSmith. It is seven years older than he is.**

He made them from a Cedar branch from his yard for the challenge.






# My first Cindy Drozda Inspired Vessel

by: Henry Lee Tourtellotte

A couple of years ago, I attended one of our MWA club demos by professional master wood turner, Cindy Drozda. She since has been getting quite well known and has gained super-star wood turning status for her very unusual, small lidded vessels and hollow form turnings. She only uses very exotic woods with very delicate African Blackwood and/or Ebony finials. Her interesting web site is: [www.cindy-drozda.com](http://www.cindy-drozda.com) -- She also has many beautiful completed pieces for sale there - I noticed a few on her web site that you can buy, priced up to just a mere \$15,000!

Since seeing her demo, I always wanted to at least try turning one myself, trying to emulate her unique style. With our winter weather here still in strong command, I finally got around to it this past week end and quickly discovered, although very small in size compared to the bowl work I usually do, this style of wood turning for me required much more thought, time, planning and skill to pull it off. Lots of re-sharpening trips to the grinder, and a lot more eye strain, resulting from all the fine detail cuts! I probably have at least 10 to 12 hours in on this very “non-functional” tiny vessel! (I guess some-

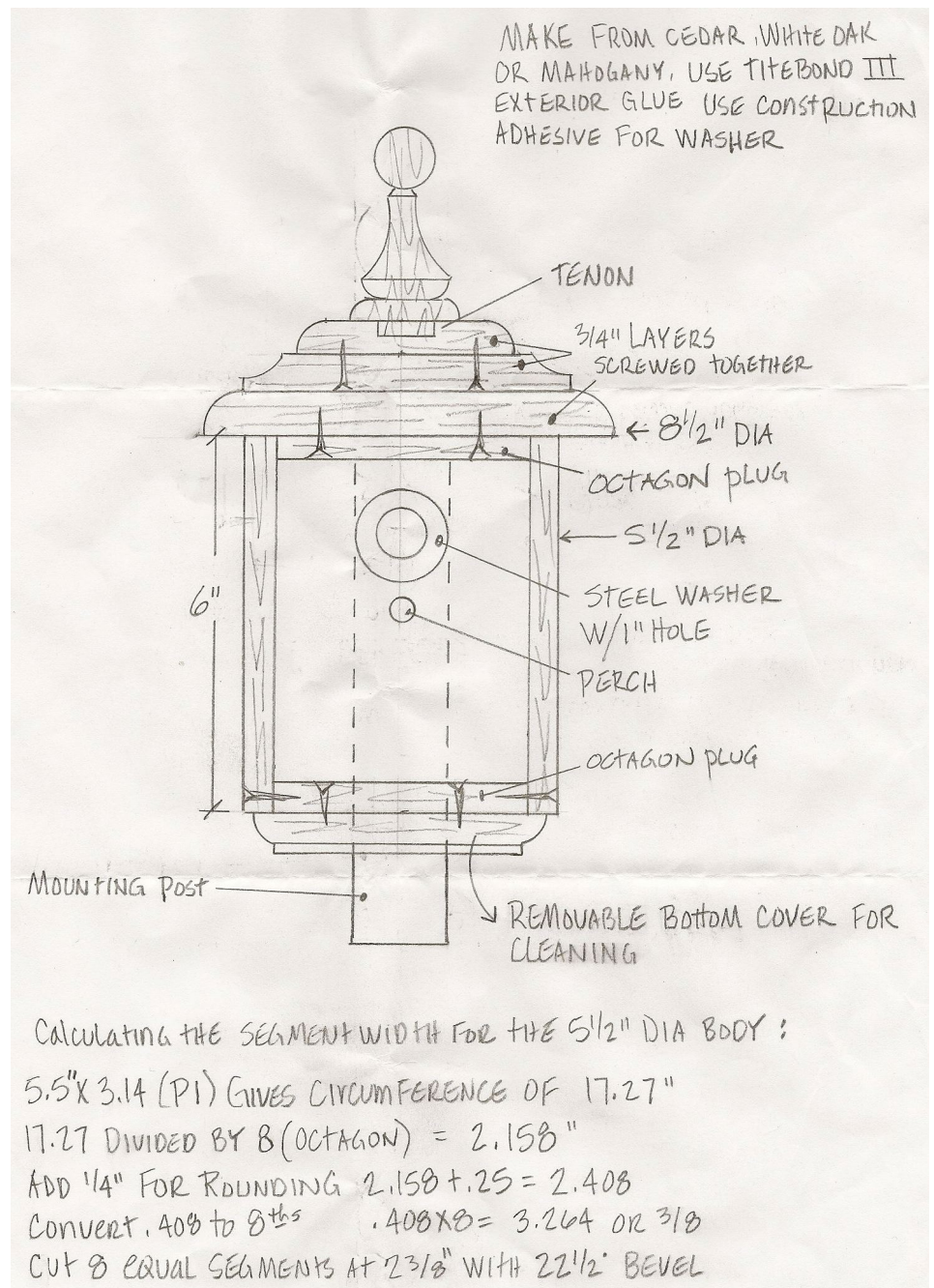


one famous once said that: “pure art” doesn’t have to be functional, just be very good to look at!)

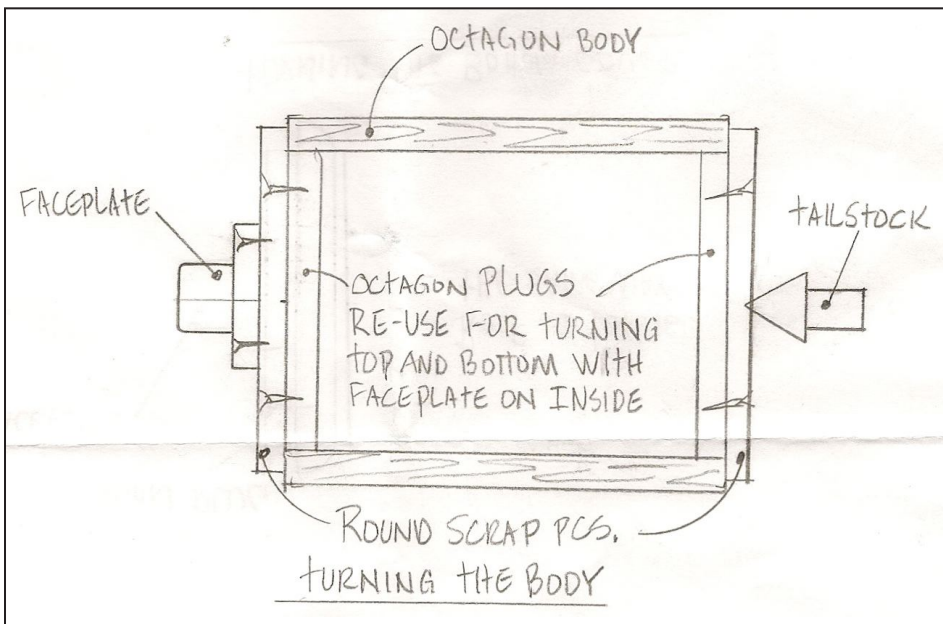
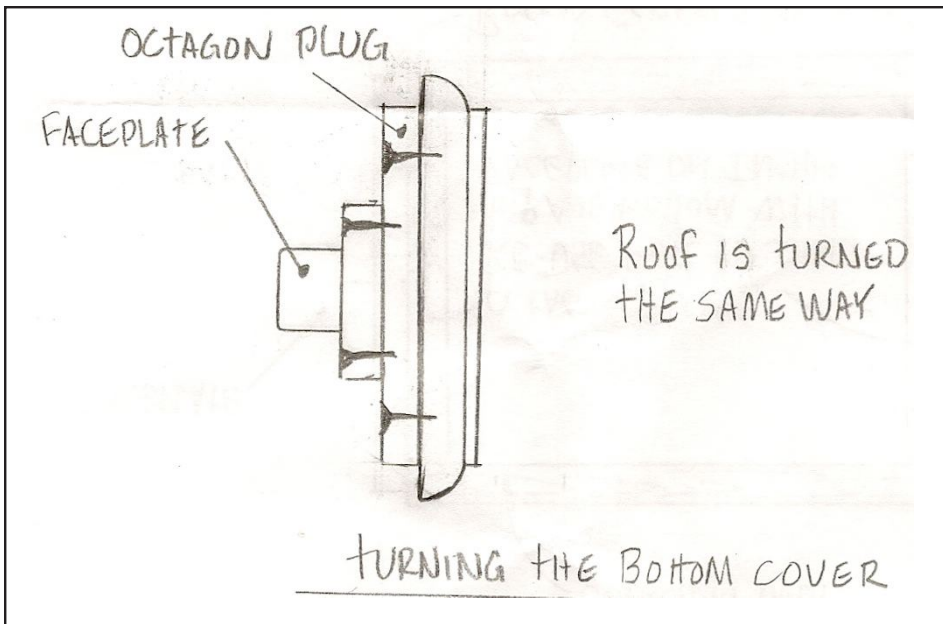
There are actually five(5) separate turnings in all -- one for the base, 2 for the vessel halves, and 2 for the finials. I used a nice piece of spalting Pecan that I had received from an eBay friend/supplier of mine in Florida, Danny McFather. I think that I subconsciously had been saving it for some special future project. Good thing, as the Pecan wood was probably the best possible choice, being extremely stable and really a joy to work with -- no tear out at all on the many very delicate, fine cuts & it also had very unusual grain and beautiful spalting! As stated, it was really a pleasure to turn! I started turning the piece between centers, parting it in half with my narrowest parting tool to provide for continuation and alignment of the grain pattern closely across the top and bottom. I then seworked on hollowing out each of the vessel’s two halves, . For the finials, I had picked up some normally quite expensive small pieces of African Blackwood during a Rockler 50% off sale. Having little previous experience working with Blackwood, it too was unusually pleasurable wood to turn. Attached are a few pictures. Although I didn’t have the skill (or the “guts”) to make my finials as needle thin & delicate as those done by Cindy Drozda, I’m still pretty pleased overall with the way it turned out. (It also passed the really crucial, home acid test: my wife Lois said she likes it!)

# Spring is here, (finally) and the birds are looking for housing. Don't disappoint them, turn them a nice one!

Jim Jacobs










Questions? [Woodmanmn@aol.com](mailto:Woodmanmn@aol.com)

## The Winner

Tom Peter sent a series of pictures or progress shots of the piece of buckthorn he turned that became the Chapter winner to represent the MWA at the symposium. He sent 18 pics but I didn't have room for them all.

Thanks Tom very nice work.....





**Minnesota Woodturners Association**  
**3378 Heritage Ct**  
**Stillwater, MN 55082**  
**[www.mnwoodturners.com](http://www.mnwoodturners.com)**

**First Class**