

# MINNESOTA WOODTURNERS ASSOCIATION

*in association with the American Association of Woodturners*

April 2007

## MWA April Club Meeting

**Demonstration:**  
**Duane Gemelke**  
**Tuesday April 3, 2007**  
**(6:30 PM to 9:00 PM)**

**Location:**

Industrial Electric Company  
660 Taft Street NE  
Minneapolis, MN 55413

The Minnesota Woodturners Association is pleased to announce that Duane Gemelke of Brooklyn Park, Minnesota will do a club demonstration at Gary Novak's Industrial Electric Company in Minneapolis. Duane has been a great contributor to the MWA, having served as club Librarian, and former MWA Vice President.

Duane had an article published recently in the Fall 2006 issue of "Woodturning Design" about how



**Flight of Fancy**

he created a very sculptural Duck Decoy. Duane will demonstrate the process he uses to create his striking wall sculptures, which is a similar method to the one described in

his article. This demonstration will open your mind to the many possibilities of how to take your woodturning to the next level!

### **Newsletter delivery format change** **Cost Savings - reduction in newsletter mailings**

The Board approved at its January, 2007 meeting to notify members via email when the newsletter is available for viewing on the WEB site versus mailing a printed copy. The cost savings is substantial -- \$2200. The APRIL newsletter will be the first WEB edition newsletter.

Members who do not have email will still be mailed a copy. Members who require a mailed copy must contact Jeff Luedloff or Pam Johnson. (contact info found on page 2)

Remember to visit the MINNESOTA WOODTURNERS ASSOCIATION WEB site for your APRIL newsletter [www.mnwoodturners.com](http://www.mnwoodturners.com)

## Minnesota Woodturners Ass.

### Board Members

#### President

Jim Zangl

Jim.w.zangl@healthpartners.com  
651-645-4696

#### Vice President

Bruce Thompson  
952-442-4610

#### Program Director

Dan Rominski  
drominski@comcast.net  
651-436-5928

#### Secretary

Mike Hunter  
mlh55410@aol.com  
612-922-1197

#### Treasurer/Membership

Pam Johnson  
Pam\_doug.johnson@comcast.net  
651-430-1738

#### Newsletter Editor

Jeff Luedloff  
jefflued@peoplepc.com  
952-496-1177

#### Librarian

Bob Jensen  
lwoodworker@earthlink.net  
763-572-0525

#### Web master/Newsletter Mailings

John Haug  
jhaug@pclink.com  
763-767-2460

#### Hands-On Coordinator

Joe Ugro  
jugrojr@comcast.net  
651-426-2621

#### Forum Administrator

Wade Wendorf  
wwendorf@abacus.com  
763-232-1684

#### Members-At-Large

Jack Frost  
jlfrost@tcinternet.net  
651-777-8019

### Non Board Member

#### Hands-On Coordinator

Jim Sannerud  
frog@bitstream.net  
763-434-2882

## President's Corner



Jim Zangl

I recently read the following letter to the editor from Mike Darlow in MORE WOODTURNING magazine. I was reminded of a discussion that had started at a hands-on session and several demonstrations we have had over the years. I think that what Mike says in his letter is both straight forward and yet subtle. Most demonstrators do try to get this/these points across, but I wonder how many actually succeed. Along with Mike's analysis, he gives an example concerning sharpening. I thought I would share this letter (with Mike's and Fred's permission) and see if it opened any discussion or comment.

"I'd (Mike Darlow) like to comment on Charlie B's question on sharpening in the December 2006 More Woodturning. Charlie was correct to state that if you ask 'four knowledgeable people' the same sharpening question, you'll get four different rec-

ommendations. He was wrong to conclude that this shows that sharpening is 'a matter of personal preference'. The conclusion he should have drawn is that three or possibly all four gave inferior recommendations.

Turning is simply applying an edge just below a revolving wood surface. In any turning situation there will be one or more than one best method. A best method is composed of using the best tool, sharpened in the best way, and presented in the best way. In normal circumstances what works best for you will work best for me and for all other turners. Many turning teachers teach for a particular situation the method they learned or use because they state "it works for me". They do not care sufficiently for the turning health (needs) of their students to research, or even think much about whether the method which works for them is the best. It rarely is, and therefore they are teaching inferior methods. Why is this the norm? Because most students go along with it instead of demanding that teachers substantiate that the methods they teach are the best.

...I totally disagree with the... statement that, "every expert has a different way to sharpen their tools and in many cases special tools that no one else uses. Why? Because the tools and sharpening methods they use works for them. There is no right or wrong method,

*(Continued on page 3)*

(Continued from page 2)

only what works or doesn't work for you."

Unfortunately, this sloppy thinking is the norm in woodworking, which is why almost any one can promote almost any woodworking tool or technique and have it taken seriously.

In the Jan issue of More Woodturning Jon Siegel states that flat-ground bevels work better than hollow-ground. Sorry Jon, they both work equally well, or badly.

When tool access for cutting (as opposed to scraping) is unimpeded, only a very narrow (say 1/32" wide) band of bevel immediately adjacent to the cutting edge is in contact with the just cut wood surface. (see back cover of The Fundamentals of wood turning by Mike Darlow) This band provides all the bevel support, or... more-accurately cutting-edge support, needed to keep the tool tip stable. Because this band is so narrow, the

wood cannot "know" whether the bevel is hollow – or flat-ground. Sharpness is largely determined by the sharpening angle between the two faces which meet to form the edge, and the quality of their meeting. You can improve that quality by using a finer-grained abrasive to 'cut' the two faces, Honing typically uses a finer grained abrasive than grinding the finer the abrasive, the sharper and more durable should be the resulting edge. I advocate a hollow ground bevel. However, I don't advocate hollow-grinding because it makes the cutting edge sharper, but because it makes refining the edge and the next several resharpenings by honing much quicker.

Mike Darlow"

From letters to the editor, Fred Holder's More Woodturning

And speaking of the Hands-on sessions, I want to offer a word of praise to those who make them pos-

sible. Joe Ugro for his organization, setting up the session, finding the place locating the lathes finding the teachers/mentors. To the hosts, Jim Sannerud, Bob Jensen and Bruce Thompson for opening up their shops and giving us their time and knowledge. And to those who have offered time as teachers and mentors

I hope by now everyone has signed on to the web forum. This is where you will find the most up to date calendar and list of club activities as well as discussion on the latest finishing techniques. (isn't that like watching paint dry?)

Duane Gemelke, Jimmy Clewes, Tool Day, Jim's Jigs, Picnic, Stuart Batty, Holiday Party and more to come.

## MWA Treasurer's Report

2006	2007	2007
Actual	Budget	3 Month Actual
Members 250	Members 250	Members 233
Income \$7,527	Income \$7,900	Income \$5,961
Expenses [\$7,635]	Expenses [\$9,692]	Expenses [\$2,458]
Gain [loss] [\$108]	Gain [loss] [\$1,792]	Gain [loss] \$3,503
cash balance 3/26/07 \$5,295		

## TREASURER'S REPORT HIGHLIGHTS

Our membership continues to grow. At the present rate we can expect to set another new record, surpassing last year's total of 250. Membership continues to be our main source of income. Expenses this quarter include professional demonstrator fees and the purchase of 4 new talon and live centers. We anticipate a large cost savings from members reading the newsletter on-line versus printing and mailing it.



## February 6, 2007 Minnesota Lace Society:

By Mike E. Hunter

So as I read my news letter last month, I wondered what on earth the Minnesota Lace Society had in common with the Minnesota Wood Turners Association. Being a newer member of MWA I decided that perhaps it would be best to button my lip and rely on our program director and the senior membership to provide good solid presentations that benefit all of the membership. WOW! A good call on my part.

The design of the Bobbins or tools that these folks use to create lace fits right into our craft. The presentation by Lynn Fumuso and Blanch Krbechek detailed the history of lace making. They trace lace making roots back to the early 1500s in Europe. The Bobbins pictured are used to create the lace in a type of weave by the lacer maker.

As you can see, these gems are the type of turning that many of our membership might find most challenging. It was interesting to note that as any given piece of lace is made by the lace makers there can be anywhere for 4-400 of these bobbins used in the piece. Lynn and Blanch detailed the general composition of a bobbin and some of the design features that an individual lace maker might like see in



their bobbins.

They told us that even though there might be up to 400 bobbins in a piece, the lace maker only works with 4 at a time. They weave them from side to side. Lynn demonstrated the procedure for us. It was fascinating to watch her “throw” the bobbins as she progressed across the piece of lace. I would suggest that most of us would have a difficult time moving our hands that quickly with the accuracy needed to create a beautiful piece of lace.

Lynn and Blanch gave us a number of references that would help us understand their craft. Most can be found on their web site. If you go to the [www.woodturners.com](http://www.woodturners.com) there is a link to the Minnesota Lace Society’s web page.

Our own Lisa Botten created a bobbin made of bone during the presentation. The bone was a piece from the femur of a cow. The process took only about 15 minutes, but

the finished product was particularly intricate. Lisa indicated that the most difficult part of making a bobbin was the keeping it from snapping under the pressure. Using her fingers to steady the work piece she was able to make an intricate design. It was really a nice piece of work. Lynn and Blanch talked about making bobbins for lace makers. They felt that it was important that a turner actually communicate with the user to ensure that the piece would be of a design and weight that enhanced the lace maker’s ability to create. If someone is interested to give it a go, please contact Sue Rypka at [srypka@hickorytech.net](mailto:srypka@hickorytech.net).

There were numerous pieces for show and tell. All of the work was very interesting and quite beautiful. Ah, perhaps some day I might be that good. I think one can not help but learn and get better at turning with the outstanding caliber of presenters we see at our meetings and gatherings.



# TOP CHALLENGE!

**Tuesday April 3, 2007 (6:30 PM to 9:00 PM)**

**Location:** Industrial Electric Company  
660 Taft Street NE  
Minneapolis, MN 55413

You saw the fabulous demonstration by Alan Lacer, now it's time to go back to the shop and let the creative juices flow!

We will have the judging for the "TOP CHALLENGE" at our April 3rd meeting, in which all tops entered will be donated to the Como Zoo Gift Shop in appreciation for their donation to us for the use of their very fine facility for our January demonstration.

Crafts Supplies Gift Certificate prizes will be awarded for:

- 1<sup>st</sup> Place of \$75**
- 2<sup>nd</sup> Place of \$50**
- 3<sup>rd</sup> Place of \$25.**

You may **enter as many tops as you wish**, and all tops entered will be donated to the Como Zoo.





# Alan Lacer, Tops and Marbling

March 3, 2007

By Mike Hunter

The March meeting started promptly at 9:00 AM on Saturday. The meeting was held at the Hope Presbyterian Church, at 71<sup>st</sup> and Portland in Richfield. This was a new venue for the club meeting and is also where the Christmas party will be held ... the camera work combined with the facility resources provided a super learning environment for all.

MWA professional, Alan Lacer was our demonstrator. He is world renowned and is a tremendous resource to our local club. We are fortunate to have him live in the area. Last week, Alan demoed in Palm Springs and shared how good the weather was last week, but he felt that he lost one degree of that good weather for every 30 or 50 miles he traveled north.

There are many styles of tops.



Alan had a couple of resource books and recommended *The Top* by D.W. Gould. The history of tops goes back to the Greeks, Romans, and into Asia. Tops have a long history in Japan and there are over 70 known kinds of tops in Japan. Alan had many styles of tops for display. They included:

**Finger Tops** – has a low center of gravity

**Tiny Small Tops** – perhaps 5/8" overall length finger tops

**Micro Tops** – perhaps 1/4" overall length finger tops

**Throwing Tops** – has a peg

**Spring Tops** – commercially produced toy top

**Humming Top** – a hollow top with 1/8 – 3/16 wall thickness that has a hole in it and actually hums when turning

**Acrobatic Tops** – have perfect balance and were used to do tricks with swords, mono-filament line and other uses

**Chasing Tops** – we had a little NASCAR action as these tops actually chase each other and are often used for gambling

**Jumping Tops** – a single thrown top that has three tops that jump out

of each other when spinning.

In his home shop, Alan made two top throwing plates. These were made from floor slates and provided the smooth surface plate required for the tops to rotate. These floor slates were mounted on a glue block and then turned with a round scraper. They were turned at less than 500 RPM and he suggested that to keep the tool sharp, you might as well keep the grinder on. Another cutting tool for slate is a round dressing stick.

The first top made was a finger top about 1 1/4" overall length. Tops are to be made from osage orange, dogwood, ebony, or other dense, fine grain wood types. Alan jammed a 9/16 square block of osage orange into the # 2 morse taper. He used a large skew for this project. The top stem was turned with the short point of the skew and then sanded. The body was turned with the long point of the skew and also sanded. The foot was then turned with the long point of the skew cutting through the point for a rounded

(Continued on page 7)

(Continued from page 6)

point vs. sharp point. This top worked great on the first spin. It had a low center of gravity with good balance.

A larger finger top was made using the same process as the first, except a gouge was used to perform the cuts. All sanding was done prior to the cut-off operation. The skew was used for the final cut-off obtaining the sought after rounded point. This top was made from dense hard maple and Alan added texture to the "top side" of the top. The chatter tool has many variables, which include speed, overhang, type of steel, hardness of wood, point or side of the tool, etc. He also added some color using Thombo Graphic sticks. The edge was burnished using cardboard ... an interesting effect.

The next top was a throwing top. Alan used a commercially available nylon type tip available from Craft Supplies. Other options are to use some of the hardwoods such as ebony or brass that can be turned on the wood lathe. This throwing top was a pear shape top that was finished with nice curves, with good balance. Additional decorative finish techniques such as "V" cuts and burnishing with wire were demonstrated. For these throwing tops it is important to drill on center. Also, the string used should be cotton and wrapped tightly from the single loop on the top side down to the point and then back up. They are to be thrown with the point up.

The final top turned was a two piece top with the axis gong through the body. Three top bodies were turned to have samples for the marbling techniques. The process



was similar as the face was turned with both the skew and gouge, a center hole drilled, sanded, cut off and then re-chucked to complete the bottom side. Various details were added to both the tops and bottoms.

For marbling, Alan recommends *The Ultimate Marbling Handbook* by Diane Maurer-Mathison. He also recommends an article in Fall, 2002 issue and Winter, 2002 issue of *American Woodturner*, by Minnesota native Mary Thouin.

This is an artist technique that will take some practice. The pieces are first painted with alum and allowed to dry. Liquid acrylic paints are mixed with distilled water, and then you float the color on carrageenan, which is Irish Sea weed. Other materials include foam brush, eye droppers, whisks from broom straw (or even cat whiskers!), plastic drop cloths, newspaper strips and combs for pattern making.

At the end of the session, we had members Pam Johnson and Lisa Botten try their hand at it, and they produced some very interesting

marbling patterns.

Once again, Dan Rominski and his team put a great program together. There is a top challenge at the April 3, 2007 meeting. All tops entered will be donated to the Como Zoo where they will be sold in appreciation for the use of the Como Zoo facility at the January meeting.

First Prize - \$75.00  
Second Prize - \$50.00  
Third Prize - \$25.00

Please enter as many tops as you like – the more the better!

Once again "Hats Off to Alan." He is a great instructor and demonstrator to the new and experienced woodturner alike.





## Pens, pens and more pens at March hands-on session

*Photos and text by Chuck Bjorgen*

In what appears to be an annual hands-on event, MWA member Brad Hubert shared his pen turning expertise with another group of club wood turners during a Saturday event in March at the Ham Lake cabinet shop of Jim Sannerud.

Eight members on eight club Jet mini lathes successfully produced their first pens under Brad's guidance.

Brad began the session by talking about pen styles, preparing pen blanks for the lathe, and finally the actual turning, finishing and final assembly of the various parts. Brad showed his home made jigs he uses for drilling blanks and the modified bench top drill press he uses as an



**Brad Hubert started the hands-on session by talking about pen styles, tools, wood and assembly of the turned parts.**

assembly press. He talked about the various kits available and discussed his preference for using calipers to make final measurements of the turned portions to match the pen parts to wood. He believes that final sanding tends to wear down pen bushings as well as wood parts.

A highlight of the day was the special chili lunch served by the Sannerud's.

The MWA's small group hands-on sessions are coordinated by Joe Ugro who can be contacted at: [jugrojr@comcast.net](mailto:jugrojr@comcast.net). Please contact Joe if you have ideas for future sessions or if you would like to host a session.



**Gary Borges during the final shaping of his pen blanks.**



**Carol Bush used Brad's holding device for squaring up the pen blanks with the pen mill.**



**Joe Kadlec was so pleased with his first pen that he immediately made a second.**

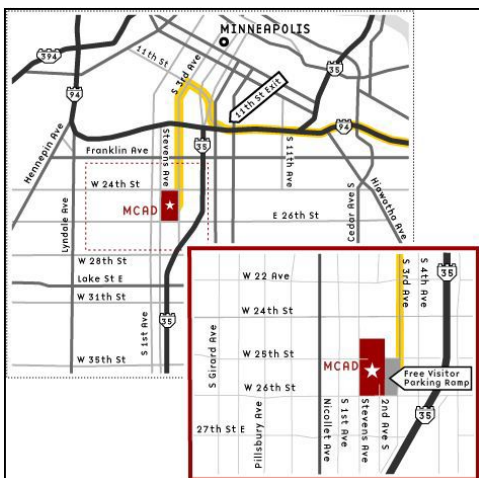


# TURNAROUND, TURN IT ON, TURN IT UP! JIMMY CLEWES

The Minnesota Woodturners Association is pleased to announce that British Woodturner Jimmy Clewes will do a club demonstration and four days of hands-on sessions. Jimmy will demonstrate several turning projects and show us how he uses color to enhance his turnings. You won't want to miss this demonstration!

As an added attraction, we will be auctioning off a couple of the fabulous woodturnings that were created by Cindy Drozda in her January MWA Demo! So bring your checkbooks!

Immediately following the demonstration, (and clean-up) Mike Hunter and the MWA will be hosting a party at Mike's home to welcome Jimmy and spend some time shooting the breeze and talking turning with him. Everyone is welcome.



MCAD



## TURN IT UP !!!

**MWA Professional Demonstration:  
Jimmy Clewes**

**Saturday May 5, 2007**

**9:00 AM to 4:00 PM**

**Entry Fee: \$30**

**Location: MCAD**  
Minneapolis College of Art and Design  
2501 Stevens Avenue South  
Minneapolis, MN 55404

**Saturday Night Party!**  
Immediately following the demonstration at  
Mike Hunter's Home:  
4648 Upton Avenue South  
Minneapolis, MN 55410

## AAW Current Gallery Special Events and Announcements

*January 12 through April 15,  
2007:*

Open/Closed - a collaborative effort between the American Association of Woodturners and the Northern Clay Center opens at the AAW Gallery in January. The potter's wheel and the lathe both function in a very similar way, and the show highlights those similarities as well as the considerable differences between the two techniques and materials. The show also brings attention to two very different types of forms: closed and open. As clay artist Katharine Gotham puts it "I usually think of open forms as conveying generousness and directness. Closed forms, on the other hand, convey a sense of mystery and guardedness." Whether one agrees or not, the caliber of the artists and the intriguing variety of forms, clays and woods combine to create

a visually interesting and texturally rich show.

Opened January 21st at Landmark Center. The opening of Open/Closed featured demonstrations of both the potter's wheel and the lathe.

### ***Upcoming shows:***

Turning to the Future youth exhibit  
- Juried show for turners under age 22, May 4 to August 3

Japanese Bowls- a Western Perspective - May 4-June 15

Connexions - collaborative show with International Society of Glass Beadmakers - June 26-December 1

**Location:** AAW Gallery, Landmark Center, 75 W 5th St, St Paul, MN

**Hours:** Tuesday through Friday 11 - 4, Sunday 12 - 3

**Cost:** Admission is free - donations accepted

**Location:** Landmark Center, 2nd floor

**Phone:** (651) 484-9094



**Hours:** Tuesday through Friday 11 - 4, Sundays 12 - 3

**Location:** Landmark Center, 2nd floor

**Phone:** (651) 484-9094



## MWA Member featured on AAW Website "Photo of the day"

**Title:** Urn for O.D.

**Artist:** Dan Rominski

**Description:** Ash Urn for my buddy's hunting dog. 11-3/4" H x 5" Dia. Hollow Vessel is Elm and Finial is Ebonized Black Walnut.



## Member helpline????

Do you have a woodturning question? Need help finding woodturning advice? Well, these members can help you! Contact for your woodturning related questions today!

Bob Jensen - 1woodworker@earthlink.net (763) 572-0525

George Dupre—gt Dupre@centurytel.net (715) 448-3002

Jim Jacobs—woodmanmn@aol.com (651) 437-2302

Jim Zangl - Jim.w.zangl@healthpartners.com (651) 645-4696

Bruce Arones-barones@frontiernet.net(651) 433-5364

## Club Craft Supplies Order Saves

### MWA Members \$\$

The Club's October 2006 purchase saved participating members 18% off their individual Craft Supplies order.

	<u>April '06</u>	<u>Oct '06</u>
# of participating members	28	24
Catalog price	\$5,240	\$4,082
Discounted cost	<u>\$4,395</u>	<u>\$3,326</u>
Total discount	\$845 or 16%	\$756 or 18%

## Library

The MWA has an extensive library of video tapes and DVDs available for member checkout. The cost is \$2.00 each rental and we request you return them at the next meeting. If you are unable to attend the following meeting please mail them back to:

Bob Jensen, 140 Rickard Rd., Fridley, Mn. 55432

## SUPPLIER DISCOUNTS to MWA MEMBERS

The following suppliers offer special discounts to MWA members. To receive a discount you must be a member in good standing, and show your current membership card to the merchant.

### ABRASIVE RESOURCE

900 Lund Blvd #400, Anoka, MN  
763-586-9595 or 1-800-814-7358  
No showroom - Internet or catalog orders only.

Sandpaper, coated abrasives, rolls, clearance items - 20% discount

[www.abrasiveresource.com](http://www.abrasiveresource.com)

### ROCKLER WOODWORKING

Mpls, 3025 Lyndale Ave S 612-822-3338

Burnsville, 2020 W Cty Rd 42,  
952-892-7999

Maplewood, 1935 Beam Ave  
651-773-5285

Minnetonka, 12995 Ridgedale Dr  
952-542-0111

10% discount on all regularly priced items, except power tools. Wholesale lumber prices to MWA members.

[www.rockler.com](http://www.rockler.com)

### WOODCRAFT

9125 Lyndale Ave S, Bloomington  
952-884-3634

10% discount on all items, except power tools.

[www.woodcraft.com](http://www.woodcraft.com)

### YOUNGBLOOD LUMBER CO.

1335 Central AVE, MPLS.

612-789-3521

Wholesale prices to MWA members.

[www.youngbloodlumber.com](http://www.youngbloodlumber.com)





**EUGENE PATRICK DONAHUE**

Eugene "Pat" Donahue, long time resident of Orrock Township (Big Lake, MN) and earlier of Elk River passed away this past Thursday evening, surrounded by family, at his home north of Big Lake. He was 76.


The cause was cardiovascular disease. He had been in declining health for sometime and was participating in a home Hospice program. He and his family felt the

Hospice staff members' gentle and supportive care to be a great gift in helping him to enjoy his loved ones and continue the many activities he delighted in doing so much during his final months.

Mr. Donahue led a very active life. He was a successful business owner and gifted athlete who loved all sports, particularly football and skiing. He was a charter inductee in the Elk River High School Athletic Hall of Fame. He moved to Orrock Township in the early 1970s, where he found great joy in cutting and splitting wood on his beloved woodlot, grooming his vast lawn and gardens and making numerous items in his woodshop for family and friends. He was well known for his great sense of humor. Fond of playing jokes on one and all. Like most good Irishmen, he also enjoyed good conversation and the company of others. Visitors were frequent to his woodshop and home.

Mr. Donahue's wife, Mary, his son Michael (Kari) and his daughter Bridget (Paul Borgeson) held a traditional Irish wake and memorial service for him at his Orrock home on March 17, 2007 (St. Patrick's Day).

Mr. Donahue was fond of saying "I've been around the world but now I love it here and don't need to go anywhere – I don't know what heaven is like, but I feel like I have heaven right here in Orrock." Memorials are preferred to: Friends of Sherburne National Wildlife Refuge.



## MWA Wood Sealer Program

The MWA is currently buying sealer in 55 gallon drums, enabling us to sell to our members at a fantastic price of only \$8 per gallon. Our club could use a few clean, empty gallon jugs, such as windshield washer fluid jugs for bottling; bring some to our monthly meetings. This super bargain sealer is available at our monthly meetings, or contact the following for other special arrangements:

Bob Jensen– Fridley 763-572-0525  
Jim Blare-Lakeville 952-469-3687  
Ron Meilahn-Andover 763-862-2100  
Bruce Arones 651-433-5364

### New Members

### Please welcome our newest members:

<b>Bill Seykora</b>	Alexandria, MN
<b>Julia Torgersen</b>	Hugo MN
<b>Guy Wenzel</b>	Mora, MN
<b>Charlie Jablonsky</b>	Elk River, MN
<b>Bob Rankila</b>	Andover, MN
<b>Richard Messer</b>	Princeton, MN
<b>Chad Kroells</b>	Minneapolis, MN
<b>Mark Greninger</b>	Champlin, MN
<b>Bill Klopp</b>	New Richmond, WI
<b>Gar Brown</b>	Coon Rapids, MN
<b>Richard Sollie</b>	St. Bonifacius, MN
<b>Richard Gotz</b>	Plymouth MN
<b>Gary Borges</b>	Eagan MN
<b>Robert Wright</b>	Minnetonka, MN
<b>JD Hughes</b>	Ham Lake, MN
<b>Bryan Nguyen</b>	Spring Lake Park MN

# Calendar of Events

## April 2007

Sun	Mon	Tue	Wed	Thu	Fri	Sat
1	2	3	4	5	6	7
8	9	10	11	12	13	14
15	16	17	18	19	20	21
22	23	24	25	26	27	28
29	30					

## May 2007

Sun	Mon	Tue	Wed	Thu	Fri	Sat
		1	2	3	4	5
6	7	8	9	10	11	12
13	14	15	16	17	18	19
20	21	22	23	24	25	26
27	28	29	30	31		

## June 2007

Sun	Mon	Tue	Wed	Thu	Fri	Sat
					1	2
3	4	5	6	7	8	9
10	11	12	13	14	15	16
17	18	19	20	21	22	23
24	25	26	27	28	29	30

## July 2007

Sun	Mon	Tue	Wed	Thu	Fri	Sat
1	2	3	4	5	6	7
8	9	10	11	12	13	14
15	16	17	18	19	20	21
22	23	24	25	26	27	28
29	30	31				

## April

**3rd Tuesday** - 6:30-9:00 Member meeting. Duane Gemelke will demonstrate how to make his wall sculptures. Top Challenge. See front page for full details.

Location Industrial Electric Company.

**13th –15th** - The American Craft Show. St. Paul River center. See back Page for full details.

**14th Saturday** - Binh Pho to demo for the Duluth club.

## May

**3rd Thursday** - Board meeting, 6:30 at Bob Jensen's.

**5th Saturday** - 9:00 –4:00 Member meeting. Jimmy Clewes demo. Location MCAD. See page 9 for full details.

**19th Saturday** - Stuart batty to demo for Lacrosse WI club.

## June

Tool Making. Full details to come....

## July

## August

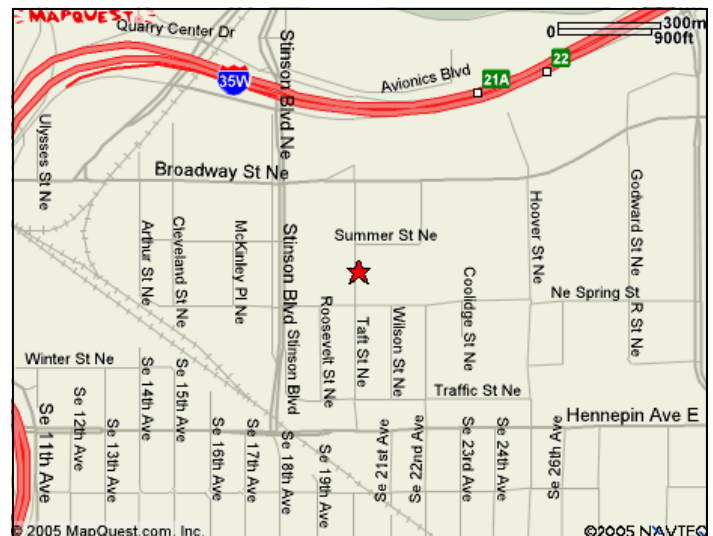
## September

Stuart Batty demo for the MWA. Full details to come....

**\*Reminder** - Member meetings officially start at 7:00 pm. Space will be open at 6:30 for setup and socializing.

**Directions to:**  
**Gary Novak's**  
 Industrial Electric Co.  
 660 Taft St. Mpls.  
 1/2 block south on Taft  
 off Broadway St.

Watch for MWA signs.



## Feb 17 Open Turning Hands-on-Session at Bruce Thompsons



Gerd Knop forming the outside of his Potpourri bowl with confetti light.



John Hans on the left with Bruce Thompson on the right.



Joe Ugro, on the right, helping John Hans line up his potpourri bowl to complete the bowl bottom.

The **Minnesota State Fair** invites all residents to enter a juried completion to be held during the Minnesota 2007 State Fair. More info at [mnstatefair.org](http://mnstatefair.org).

### Monthly Wood raffle

The wood raffle is a great tradition for our club. It acts as a fund raiser plus it allows all of us to experience a variety of woods. When you select wood to bring for the raffle bring only the best. If it is cracked, or "punky" put it in the fire-place. Bring the best wood you have and you can expect to get the best wood in return.

### Email Alert !!!!

Our current MWA 'Email Blast' list shows approx. 30 members that do not have a valid email address; and, therefore, they are not receiving our numerous Blast messages each month. If you have an email address, but are not receiving our 'blasts' please contact me so we can update our data base. It may be that you currently do not have internet and email capabilities; if that changes and you want to be included please contact me.

thanks,

Ron Meilahn

763-862-2100

[ronmeilahn@usfamily.net](mailto:ronmeilahn@usfamily.net)



## March 4, 2007 St. Paul River Centre MWA Demos the Woodworking Show



Todd Williams demonstrating lathe work to a Woodworking show visitor. Jim Zangl demonstrating in the background.



Jim Zangl demonstrating at the show.

---

## Classifieds

**WANTED** experienced lathe/tools for beginning bowl turner. Please call Larry McPeck at 763.717.7282 or e-mail info to [specia-lout@aol.com](mailto:specia-lout@aol.com) THANKS!

**FREE!!!** Old toy lathe. "The Driver Line" by Walker-Turner Co. 30"bed, 7.5" swing. Head and tail stocks move along bed. No tool rest, but threaded plate for it is there. 2-flute spur drive and fixed point tail center. This is probably an antique, but I don't want to mess with it.  
Todd Williams 651-777-0446



---

Free turning-related ads for MWA members.  
Commercial/non-member advertising \$4.00/Issue per column inch. To place ad, contact Jeff Luedloff ([jefflued@peoplepc.com](mailto:jefflued@peoplepc.com)) or (952) 496-1177

Ads will run for one issue unless you call to extend your ad for additional issues.

# The American Craft Show in St. Paul

More than 250 new and established artists will present their latest handcrafted jewelry, clothing, furniture, home décor, and more at The American Craft Show in St. Paul. Celebrating its 21st year in the Twin Cities, the Council's one and only Midwest show is expecting to draw a crowd of 10,000 visitors

## **NEW TO THE SHOW:**

### **CRAFT 4 KIDS**

Artists to present will present handmade clothing, furniture, toys and more designed especially for children.

### **SPOTLIGHT ARTISTS**

Featuring the Best of Show and Awards of Excellence recipients

### **NEW ARTISTS**

30 new artists have been selected from the rigorous annual jury process to participate in this year's show.

## **LOCATION**

[St. Paul RiverCentre](#)


175 West Kellogg Blvd.

## **DATES AND SHOW HOURS**

Friday, April 13 (10 am - 8 pm)

Saturday, April 14 (10 am - 6 pm)

Sunday, April 15 (10 am - 5 pm)



### **Minnesota Woodturners Association**

3378 Heritage Ct.

Stillwater, MN 55082

[www.mnwoodturners.com](http://www.mnwoodturners.com)

***First-Class Mail***