

MINNESOTA WOODTURNERS ASSOCIATION

in association with the American Association of Woodturners

December 2006

December Meeting: Annual Holiday Party

Our annual Holiday party will be held Tuesday, December 5th from 6:30-10 p.m. at the Dakota Lodge in West St. Paul. (see map on page 14)

www.co.dakota.mn.us/parks/ThompsonParkCenter-DakotaLodge.htm

Members and spouses/guests are invited.

Our holiday decoration challenge continues... bring an ornament/decoration you have turned. Members will vote for 1st, 2nd and 3rd places. Be Creative! First place will be awarded a \$75 gift certificate from Craft Supplies. Second and third places will receive \$50 and \$25 certificates.

Member gift exchange. Always popular. It's easy and fun! Members are asked to bring an unwrapped turning to present to another member. Everyone who brings a turning goes home with a turning. We encourage everyone to participate

Spouse/guest door prizes. Now in its fourth year. Guests sign in at the door, win a turning! Our way of thanking others for all they do. Members are asked to bring a small unwrapped turning.

Professional turnings Raffle. This year we have 3 great items. A segmented platter and a set of three VHS tapes on finishing from Russ Fairfield and a small pewter bowl from Dave Hout. Tickets will be \$2 each or 3 tickets for \$5.



Win a certificate! Drawings will be held for certificates from Craft Supplies, Rocklers and Woodcraft.

Great Food. We'll be having pot luck again, please bring:

Last names	A-L main dish
	M-R salads
	S-Z desserts

Board elections. We will be electing some new board members. If you are interested in serving as a board member contact Jim Zangl or Bruce Thompson.

Dues for 2007. Renew now, still the best deal around for \$25.00!!!

Library activities/ No wood raffle/ No sealer sales.

REMINDER-2007 MEMBERSHIP RENEWAL

Your \$25 annual dues for 2007 will be due no later than Jan. 1, 2007. We will have your 2007 membership ID cards printed and available at our Dec. 5th Holiday Party, so payment at that time would be appreciated. If you can't attend, please send your \$25 renewal check before January 1, made payable to "MWA", and mail to:

Pam Johnson, 3378 Heritage Ct., Stillwater, MN 55082

We will then promptly send your "Paid" ID membership card by return mail, or hand it out at our January meeting.

Minnesota Woodturners Ass.

Board Members

President

Jim Zangl

Jim.w.zangl@healthpartners.com
651-645-4696

Vice President

Bruce Thompson
952-442-4610

Program Director

Dan Rominski
drominski@comcast.net
651-436-5928

Secretary

Mike Hunter
mlh55410@aol.com
612-922-1197

Treasurer/Membership

Pam Johnson
Pam_doug.johnson@comcast.net
651-430-1738

Newsletter Editor

Jeff Luedloff
jefflued@peoplepc.com
952-496-1177

Librarian

Bob Jensen
lwoodworker@earthlink.net
763-572-0525

Web master/Newsletter Mailings

John Haug
jhaug@pclink.com
763-767-2460

Members-At-Large

George Dupre
gtdupre@centurytel.net
715-448-3002

Steve Luhman
sluhman@isd.net
763-258-5701

Jack Frost
jlfrost@tcinternet.net
651-777-8019

Non Board Member

Hands-On Coordinator

Jim Sannerud
frog@bitstream.net
763-434-2882

President's Corner



Jim Zangl

I was struck once again by the fact that if you ask 5 turners how to do something, you may get six (or more) answers. This tells me that there are no absolute right ways to get to a goal (although there are a lot of wrong ways, some that I have invented).

It is hard to come up with all or even some of these right ways by ourselves, so we get together and pool our knowledge. Better yet we have people who make their living through the art of turning come in and share their knowledge with us. Such was the case when we invited Russ Fairfield to come in this past month. It was great fun to watch Russ turn.

Styles and methods change and new techniques are discovered. Watch an old video of Richard Raffin's and you will see him showing how to plug screw holes, a method totally acceptable back then. Now we reverse turn every-

thing so the finish on the bottom will be as good as that on the top. It seems the more time I spend turning, the less time I am *actually* turning. I now spend half my time in the finishing process. As I learn more, I want each piece to be better than the last and I spend more time accomplishing that (I hope).

I have a few housekeeping items to mention. First, I am still looking for a list of people willing to do turning for hire. If you want to be put on the list, let me know.

Second, the Board is creating a list of people who will work at shows with us, being demonstrators or spokespeople for the club and what we do. You do not need to be an expert woodturner to volunteer. I was doubtful the first time I went out there, but it turned out to be a lot of fun and I got into the tool show for free. Let me know if you are willing to help out.

Third, Jim Sannerud would like to run more hands-on sessions, but he could use some more demonstrators and experienced helpers. He needs both ideas and bodies to make these things happen. Let Jim know if you can give him a hand.

Finally, each new issue and many of the past issues of our newsletter are available online. The question is, do people know this and are they

(Continued on page 3)

(Continued from page 2)

willing to avail themselves of the opportunity to print their own color copy of the newsletter? We understand some people do not have web access or printers, but anyone who is interested in getting their copy of the newsletter from our website rather than having Jeff Luedloff and

company mail them a copy should notify Jeff, Ron Meihlan, Pam Johnson or myself. This would save a huge amount of money in printing and postage, to say nothing of the hours per month of volunteer time required to print, fold, staple, and apply postage to mail out the newsletter. The saved money goes

to furthering our mission of providing the best educational programming possible and still maintaining the best newsletter in all of woodturning.

I hope to see you all at the Christmas party,
Jim

Club Craft Supplies Order Saves

MWA Members \$\$

The Club's October 2006 purchase saved participating members 18% off their individual Craft Supplies order.

	<u>April '06</u>	<u>Oct '06</u>
# of participating members	28	24
Catalog price	\$5,240	\$4,082
Discounted cost	<u>\$4,395</u>	<u>\$3,326</u>
Total discount	\$845 or 16%	\$756 or 18%

MWA Treasurer's Report

2005	2006	2006
Actual	Budget	10 Month Actual
Members 231	Members 232	Members 242
Income \$7,281	Income \$7,000	Income \$7,745
Expenses [\$9,116]	Expenses [\$7,900]	Expenses [\$6,739]
Gain [loss] [\$1,835]	Gain [loss] [\$900]	Gain [loss] \$1,006
cash balance 10/31/06 \$3,081		

TREASURER'S REPORT

2006 HIGHLIGHTS

In January the MWA Board approved our 2006 budget. Total income amounts to \$7,000, including \$5,800 for membership dues, while expenses are targeted at (\$7,900), leaving a net overrun of (\$900). Principal increases in expenses cover \$450 for Craft Supplies gift certificates for three separate turning challenges, and \$1,900 covering various demos to be substantially absorbed by MWA.

After 10 months, all activity is tracking pretty much on target.

Russ Fairfield

By Jeff Luedloff

The MWA had the pleasure of hosting Russ Fairfield for an all day demonstration and hands on session this past October 14th and 15th. Russ split his demos into 4 mini demonstrations on the following subjects: spindle turning, segmented platters, thread chasing and finishing.

“Spindle turning for dummies” was the basis for Russ’s spindle turning demo. Russ showed how he uses scrapers for a lot of his spindle turning. Other turners in the field may frown upon that statement but Russ backs up his claims by stating that a scraper is a cutting tool and when used properly you can achieve similar results to that of a typical cutting tool. Russ also discussed how he never uses a skew and he showed many different ways to form beads and coves with different scraping methods with a lot less chance of getting a catch. One very good tip Russ demonstrated was how to sharpen a parting tool on its side giving a very small hollow grind from side to side versus the typical hollow grind from front to back, doing so gives the parting tool sharper points at the cutting edge making the parting tool cut



Russ showing spindle turning beads and coves with scrapers.

cleaner and sharper. Russ also turned an end grain natural edge goblet on a piece of green branch showing his spindle techniques and how he hollows out the end grain.

Segmented platters were shown next. Russ presented the platters with samples and more lecture than turning as most of the work takes place with the cutting of segments at the bandsaw and regluing in differing patterns and in most cases repeating the process a number of times to achieve the desired patterns.

After pizza was brought in for lunch and a nice time to socialize with different members Russ demonstrated the joys of hand thread chasing. Russ discussed how you need very hard and dense wood to chase threads, with boxwood and blackwood being the most popular types. Most other woods cannot take a hand chased thread or are rather difficult to achieve. Russ also showed how you can make your

own thread chasers from differing taps but they don’t seem to work as well at cutting threads. The consensus of the demo was that thread chasing takes a lot of practice, a lot of patience, very good wood and it’s a lot easier to buy Bonnie Kliens powered threading machine which will cut threads in most types of woods. We as turners strive to learn as many techniques as possible, I expect to see some hand chased threads at future show and tell sessions.

The rest of the day was spent on finishing, as Russ has spent many years researching finishing. The demo consisted of a very shortened review of Russ’s 3 disc video set that was recently released. The videos discuss all aspects of finishing, from sanding to buffing. So order your own copy from Russ available on his web page <http://www.woodturner-russ.com>. or check them out at our club library at the next meeting.



Turned Cedar bowl by Russ with a burned natural edge salvaged from a burning pile.

Thank you from your program director

It has come time for me to “pass the torch”. Four years ago I spoke up and said I would like to contribute more and offered to be a “member at large” on the board. It was soon after that I got a call from Chuck Bjorgen saying what MWA really needed is a program director. I thought whoa! I have trouble planning a trip to the grocery store. I said I’d have to think about it a few days. Chuck kept the pressure on and I accepted...Yikes! I was responsible for 200 members and what we would do at meetings, the annual picnic and holiday party. It has been an interesting, challenging experience for me. I hope everybody learned more about our great hobby, had a fun time and made new friends as I have. I’d like to thank everyone who helped out along the way in so many ways. I plan on continuing to help out as needed. We have a great club and a great bunch of members!



Jim hard at work at the 2006 picnic.
Thanks Jim for a great job and all your hard work!

Recently Dan Rominski spoke up and said he would like to contribute more. We soon told him what we really needed was a new program director! Dan has already been working hard and has several events already planned for next year. We are very fortunate to have

members willing to “take it to the next level” and get involved. Next year has a lot of openings. If you would be willing to demo or have any ideas for meetings, Dan would love to hear them!

Sincerely
Jim Jacobs

Kits still Available!

I still have several turning kits available for candlesticks, birdhouses, stamp holders and refrigerator magnets. All these kits make excellent gifts! Priced very reasonable, comes with instructions and everything needed. See me at the holiday party if interested. Jim Jacobs

Newsletter updates!

Have you ever wished you could see some of the pictures in our newsletter in color? Did you know the newsletter is available in color? If you have not seen the newsletter in color it is available on the web page (www.mnwoodturners.com) as a pdf download. No special software needed just click on it and the color version will appear for your viewing pleasure or print it out on your own color printer. Back issues are also available. The Board of Directors has been discussing ways to decrease our costs to print, label and mail out the newsletter; it is one of our clubs largest expenses. With today's technology and most members having computers, one possible option is having our members receive the newsletter electronically. If you would like to receive an email notice when the newsletter is available electronically, please contact Jeff Luedloff at (jefflued@peoplepc.com) and we can look into the options available for an electronic newsletter.

“Mike Hunter Tool” review

By Jeff Luedloff

MWA member and secretary Mike Hunter has been working on a new turning tool. It features a round carbide cutter that works extremely well on end grain turning and works great for roughing out bowls and burls that may contain rocks and other debris. The tools are available at all Woodcraft stores and is also featured in their latest catalog. The tool is currently available in two different sizes, and Mike has been experimenting with larger tools for deep hollowing and attachments for boring bar cutters. With the overwhelming responses from the people who have used the tool I expect to see other versions coming out soon. I personally have used the tool at a Hands-on session recently held by Bob Jensen, and immediately purchased one. I plan on purchasing a larger one that can be used in my captured bar system (so Mike I hope you release the larger tool soon!) The tool is extremely sharp and lasts 10-100 times longer than conventional HSS. The best part is you don't have to sharpen when it gets dull; just loosen the torx screw with the supplied tool and give the cutter a turn and tighten and you're back to sharp again. Complete details and ordering info can be found on Mike's website. (<http://www.hunterwoodturningtool.com/>)



Vice president Bruce Thompson tried out the new Mike hunter tool to hollow out this hard maple box.



ROCKLER WOODWORKING & HARDWARE in **Maplewood** is offering a **50%** discount to MN Woodturners on all Olive turning stock. In all honesty, this stock is green and sealed but beginning to check. There are many pieces to choose from. This offer applies only to the Olive currently in inventory. Bring in this newsletter and show your membership card to receive this discount.



November meeting means holiday gifts

By Carole Magnuson

Our November meeting was a lot of fun. In the ornament theme, Jim Jacobs, our outgoing meeting director, demonstrated how to make a bird house ornament, an acorn ornament and a figure for a refrigerator magnet and a stamp holder. We were reminded that there is a gift exchange at our holiday party and a variety of charitable events and non-profit fund raisers to which our hand made donated bowls and ornaments are very much appreciated.

Jim brings a terrific set of skills to us, resulting in carefully thought out projects with meticulous documentation which are readily shared with others. This makes our foray into these projects very enjoyable and quickly productive, making turning all that more fun.

He's been making these birdhouses since the year 2000. He's found that three piece construction of the body, hollowed out by a 1" spade bit, roof designed uniquely each and every time, and the bottom plug, usually done out of the same wood as the roof, are quickly as-

sembled, finished and available for gifts.

Jim's turning and mounting techniques are always appreciated. He has an ability to address these topics in an efficient and economical way. It's always nice to be able to turn a mandrel from a pine blank to fine tune the body of the birdhouse, instead of trying to find an expensive jig to hold the turning.

He reminded us to be sure the hanging string is fished into the ornament and secured with glue prior to final assembly. He suggested both a knot and glue to avoid problems. Kits containing wood and complete instructions are available from Jim. He can be reached at woodmanmn@aol.com

Finally, there was a terrific sheet of Quick Tips available. Again, we thank Jim for that. Here are some of them:

- Lathe centers should be level with elbows
- Be sure lighting is done well
- Shavings should be nicely formed
- Let the bevel rub with skews and gouges
- Tool Rest should be above center with gouges and skews, adjust so cutting is on center with scrapers
- Keep tool rest smooth and free of nicks and don't extend the tool too far past the rest.
- Glue joints should be flat and clean, and DRY.
- Round inside edge of a skew. Leave the long edge square.



Reprinted with permission
American Association of Woodturners

AAW's Liability Insurance

Another great benefit
of being a member

By John Buso and John Hill

I have pondered whether I would rather shop for liability insurance or a new water heater. The heater won.

The AAW has taken this burden off our shoulders and supplied all its chapters and members with a great liability insurance policy from a great company, USF&G. It has an excellent rating from A.M. Best Company and is in the highest financial size category.

The AAW Liability Insurance Advisory Committee, which is composed of three AAW members who are attorneys specializing in insurance litigation matters, has reviewed the AAW policy. They have concluded and have advised the AAW Board of Directors that our policy is appropriate for our organization.

Each year, the AAW office obtains certificates of liability insurance for each AAW chapter, identifying the chapter as an additional insured under the policy that provides both commercial general liability and tenant legal liability. The certificate is the standard one-page "ACORD" form that usually is acceptable to an organization or public or private facility that hosts a chapter meeting or woodturning event.



Photo: Bob Hawks

At chapter events like this Oklahoma State Fair demonstration by the Northeastern Oklahoma Woodturners Association, the AAW liability policy covers the chapter and AAW members. The AAW policy doesn't extend to local chapter members who aren't AAW members. The photo was shot through the chapter's large plastic shield used at all public demonstrations.

AAW members covered

Although the policy contains the usual definitions and exclusions that one would anticipate in an insurance policy of any kind, it includes an endorsement that expands the scope of its coverage to all AAW members. The precise language of the endorsement adds to the definition of an insured: "any of your members, but only with respect to that member's liability for your activities, or

activities performed by that member on your behalf."

To put this in plain language, the policy covers each chapter and each AAW member, so long as they are performing chapter-approved activities. Note that chapter members who are not AAW members, are neither covered nor protected by the policy. Members are not covered for their own private activities.

For residents of the United States, its territories, and Canada, the activities can be anywhere in the world. For members whose residence is outside the United States and its territories and Canada, the activities covered are limited to those activities in the United States and its territories and Canada.

Recently, in response to an inquiry by Bill Small, president of the Bay Area Woodturners, our insurance agent provided written responses to several questions which have been frequently asked over the years. These responses are encouraging regarding member issues.

The responses were forwarded to each AAW chapter contact and, through the chapters, made available to most of the AAW membership.

Chapter activities

You do not need to notify the AAW office about each scheduled meeting, demonstration, “sawdust session,” or workshop. Whenever a member or group of members is conducting an activity other than a normal chapter meeting—for example, a mall demonstration—it is a good idea to create a paper trail where a letter or email is sent between the members involved and the chapter, confirming that the event is a chapter-sponsored activity.

If the mall landlord or owner of your meeting place asks for a certificate of insurance, give him or her a copy of the certificate of liability insurance provided to each chapter. The certificate identifies the chapter as an additional insured. If the landlord requires that he or she be named for a specific event, contact the AAW office and provide the exact entity name requested. Also provide the AAW with the event address and the dates covered.

The AAW policy has two parts. The first is the commercial general liability, which insures and protects the chapters and AAW members in the event that a person is hurt or killed as a result of the actions of a chapter or AAW member. The limits of this liability are \$1,000,000 per occurrence and \$2,000,000 aggregate per year.

The second part is tenant legal

The activities of the AAW, its chapters, and its members are covered and the policy makes no distinction between demonstrations and hands-on sessions.

liability, which is liability coverage for damage to property you are using for your meetings whether leased or donated. The coverage applies only to the number of square feet you use and only if you are legally liable for a fire, for instance. The limit of this coverage is \$300,000. There is no deductible. In addition, the policy provides \$10,000 for incidental medical and is paid without determining liability to discourage lawsuits. The policy does not insure for personal injury, which is injury other than bodily injury and excludes libel and slander.

Many members have asked a myriad of hypothetical “what if” questions. In replying to these questions, the agent reminds us that each situation presents unique circumstances. The answers he provides give us a general overview of the coverage. Needless to say, the language of the policy is controlling.

We have received a number of questions about mini-

symposiums. If they are functions of AAW chapters, they are covered. If they are put on by a separate organization, they are not. Likewise, we have had a lot of questions about “hands-on” workshops. The activities of the AAW, its chapters, and its members are covered and the policy makes no distinction between demonstrations and hands-on sessions.

To date, no claims

Since obtaining insurance in 1992, the AAW has never had a claim on our policy. This fact alone should serve as a strong reminder of the importance of exercising the highest safety practices during association activities. An appreciation of the risks involved in woodturning and the steps taken to protect ourselves and our spectators provide the best insurance against injury.

This liability insurance is furnished as a service to the members of the AAW and to its chapters. If each chapter had to negotiate its own insurance policy, the time and cost would be substantial. Though not required, many chapters make contributions to the AAW to help defer the cost of premiums and certificates of liability insurance.

For more information, contact John Hill (johnrhill@charter.net) or John Buso (johnbuso@aol.com).

4H Turning Event

by Linda Ferber

MWA members were standing tall as they leaned over the lathes to assist 4H members in the first of the MWA hands-on sessions dedicated to youth turning. In January of this year, Alan Lacer lead a workshop, teaching us to pass along the joy of woodturning to the next generation, teaching the young to live in the 3D world.

Jim Sannerud provided the facility, secured all of the coaches, and made all the arrangements with the 4H club. Duane Gemelke developed the program based on the Alan Lacer workshop. Special thanks to Delta Machinery for donating a dozen screw centers and a dozen dead centers for use at this and future events.

There were eight eager students that ranged in age from 3rd grade to 12th grade. Each student had a MWA



The 4H group and MWA members

member coach. The coaches were: Linda Ferber, Duane Gemelke, John Haug, Brad Hubert, Russ Johnson, Jim Sannerud, Steve Tiedman, and Jim Zangl. The 4H group was excited and it was a wonderful, successful day.

Duane started the day with a talk and demo on the parts of a lathe and safety. There were hand-outs that described the parts of the lathe and the various tools. Many of the students had questions and were eager to start. There were three projects for the group. The first was a practice piece to learn use of the tools, followed by the making of pens and spin-tops with chatter work. The skills learned included burning with wire, coloring, and finishing. Each student completed their projects and by the end of the day, the students were pleased with what they had created. They had had fun which is as good as it gets.

I was pleased with what I had contributed with the hope this introduction will be the start of a creative journey in the world of wood.



MWA member Jim Sannerud



MWA member John Haug



MWA member Russ Johnson

New
Members

Please welcome our
newest members:

Scott Murphy
Paul Weiler
Wally Swentko
Arturo Sandoval
Dave Dornfeld
Jake Dahn

Farmington MN
Stillwater MN
Mpls MN
Lakeville MN.
Mpls, MN
Le Center, MN

Member helpline????

Do you have a woodturning question? Need help finding woodturning advice? Well, these members can help you! Contact for your woodturning related questions today!

Bob Jensen - 1woodworker@earthlink.net (763) 572-0525
George Dupre—gtdupre@centurytel.net (715) 448-3002
Jim Jacobs—woodmanmn@aol.com (651) 437-2302
Jim Zangl - Jim.w.zangl@healthpartners.com (651) 645-4696
Bruce Arones-barones@frontiernet.net(651) 433-5364

Monthly Wood raffle The wood raffle is a great tradition for our club. It acts as a fund raiser plus it allows all of us to experience a variety of woods. When you select wood to bring for the raffle bring only the best. If it is cracked, or “punky” put it in the fireplace. Bring the best wood you have and you can expect to get the best wood in return. Thanks to whoever brought the two pieces of split Hard Maple to the November meeting. It has been a pleasure to use.
STAY SHARP, TIM HEIL .

MWA Wood Sealer Program

The MWA is currently buying sealer in 55 gallon drums, enabling us to sell to our members at a fantastic price of only \$8 per gallon. Our club could use a few clean, empty gallon jugs, such as windshield washer fluid jugs for bottling; bring some to our monthly meetings. This super bargain sealer is available at our monthly meetings, or contact the following for other special arrangements:

Bob Jensen—Fridley 763-572-0525
Jim Blare-Lakeville 952-469-3687
Ron Meilahn-Andover 763-862-2100
Bruce Arones 651-433-5364

SUPPLIER DISCOUNTS to MWA MEMBERS

The following suppliers offer special discounts to MWA members. To receive a discount you must be a member in good standing, and show your current membership card to the merchant.

ABRASIVE RESOURCE

900 Lund Blvd #400, Anoka, MN
763-586-9595 or 1-800-814-7358
No showroom - Internet or catalog orders only.
Sandpaper, coated abrasives, rolls, clearance items - 20% discount
www.abrasiveresource.com

ELMO LUMBER & PLYWOOD

3481 Laverne Ave N, Lake Elmo
651-777-1431
10% discount on all stock items.

ROCKLER WOODWORKING

Mpls, 3025 Lyndale Ave S 612-822-3338
Burnsville, 2020 W Cty Rd 42, 952-892-7999
Maplewood, 1935 Beam Ave
651-773-5285
Minnetonka, 12995 Ridgedale Dr
952-542-0111
10% discount on all regularly priced items, except power tools.
Wholesale lumber prices to MWA members.
www.rockler.com

WOODCRAFT

9125 Lyndale Ave S, Bloomington
952-884-3634
10% discount on all items, except power tools.
www.woodcraft.com

YOUNGBLOOD LUMBER CO.

1335 Central AVE, MPLS.
612-789-3521
Wholesale prices to MWA members.
www.youngbloodlumber.com

MWA to Host Cindy Drozda for a Demonstration in January!

The Minnesota Woodturners Association is very pleased to be able to host Cindy Drozda for a club demonstration at the new Visitor Center of the Como Park Zoo and Conservatory, Bullard Rainforest Auditorium (2nd Floor), 1225 Estabrook Drive, St. Paul, MN 55103 on January 6, 2007. The time is from 9 AM to 4 PM, with a break for lunch (on your own). There is a very nice cafeteria located right in the Visitor Center. The entry fee for this event is \$30.

In addition to the club demo, there will be two groups of eight members attending the hands-on sessions taught by Cindy on Friday January 5th and Sunday January 7th. Cindy will be teaching us how to make her "Finial Box" project. These classes will be held at Jim Sannerud's Shop in Ham Lake, and will also run from 9 AM to 4 PM. Thanks to Jim and Nancy Sannerud for hosting our classes.

Cindy is internationally renowned for her breathtaking lidded and hollow vessels, and trademark delicate finials. We are very fortunate to have Cindy coming to Minnesota to demonstrate for us! You won't want to miss this event!

Cindy Drozda discovered very early that her love of working with wood could be cultivated into a way to make a living. At age 19 she took a job at a player piano factory, where the owner of the factory gave her a valuable gift that changed her life's direction. The player piano factory was the hobby of a California lawyer who loved machinery.

He had a large building full of 19th century woodworking machines driven by a working steam engine that he fired up once a year to put all of the antique machines through their paces. There were modern machines at the piano company as well, and she was encouraged to learn about any and all of them that inspired her. The owner of the factory was always available to answer her questions, and to suggest new projects for her to explore. During the 5 years that she worked there, she got a good basic understanding of woodworking, metal machining, brazing, plastics, adhesives, fasteners, engineering, and manufacturing.

Thanks to this man, she has been free to discover and pursue her own passion. Working in small cabinet shops until 1992, she then turned to full time self-employment. She explored several options, including making hang gliding equipment and building airplanes, before realizing that working with wood was her true passion. Her first experience with turning wood was in 1984, when she made a pair of chairs with turned spindles. Woodturning continued to be one of her many hobbies until she made it her full time occupation in 1998.

Life as a self-employed woodturner is not without difficulty, and a tremendous source of strength and inspiration for her has been her life-partner David Nittmann, whose support and encouragement has helped her to grow as an artist and as a person.

Her work has been chosen for exhibitions around the country, and has appeared in several magazines. She

is an active member of the American Association of Woodturners, and demonstrates her woodturning techniques at national symposiums and local clubs. Her home and studio are in Boulder, Colorado.



"Metis"
"Goddess Series" Lidded Vessel
#5333
Tasmanian Eucalyptus Burl
and African Blackwood
with Faceted Garnet inside
6" diameter x 13.3" tall

Mark these dates on your Calendar

Activities you don't want to miss!

December 2006

Sun	Mon	Tue	Wed	Thu	Fri	Sat
					1	2
3	4	5	6	7	8	9
10	11	12	13	14	15	16
17	18	19	20	21	22	23
24/31	25	26	27	28	29	30

January 2007

Sun	Mon	Tue	Wed	Thu	Fri	Sat
	1	2	3	4	5	6
7	8	9	10	11	12	13
14	15	16	17	18	19	20
21	22	23	24	25	26	27
28	29	30	31			

February 2007

Sun	Mon	Tue	Wed	Thu	Fri	Sat
				1	2	3
4	5	6	7	8	9	10
11	12	13	14	15	16	17
18	19	20	21	22	23	24
25	26	27	28			

December

5th Tuesday - 6:30-10:00 Dakota lodge holiday party. Holiday decoration challenge with gift certificate prizes, spouse/guest door prizes, member gift exchange, professional turnings raffle.

January

4th Thursday - Board meeting, 6:30-9:00 at Bob Jensen's

6th Saturday - 9:00-4:00 Cindy Drozda club Demonstration. Visitor Center of the Como Park Zoo and Conservatory. Full details on page 12.

5th Friday & 7th Sunday - 9:00-4:00 Hands on session with Cindy Drozda at Jim Sannerud's shop. Limit 8 members. Contact Dan Rominski to sign up.

13th Saturday - Beginner Hands-on session and Jim Sannerud's shop. Look for info Via email blast or contact Jim Sannerud.

20th Saturday - Beginner bowl turning hands-on session at Jim Sannerud's shop. Look for info Via email blast or contact Jim Sannerud.

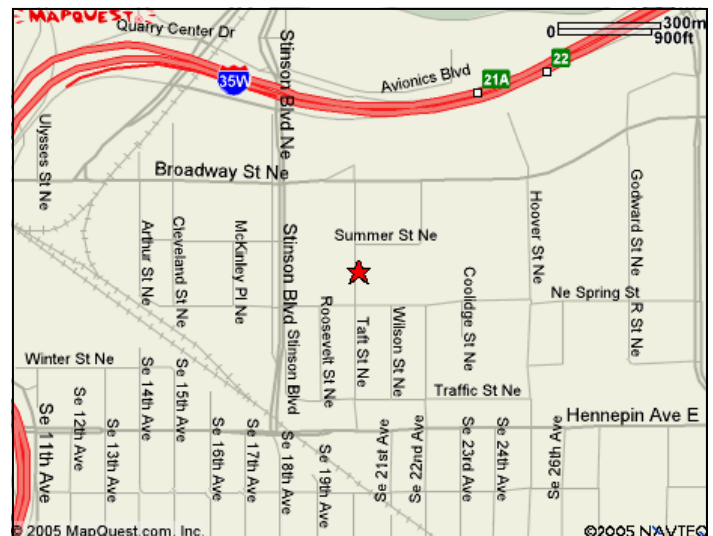
February

6th Tuesday - 6:30-9:00 Member meeting. Lisa Botten will demonstrate lace bobbins. Location Industrial Electric Company.

***Reminder** - Member meetings officially start at 7:00 pm. Space will be open at 6:30 for setup and socializing.

Directions to:
Gary Novak's
 Industrial Electric Co.
 660 Taft St. Mpls.
 1/2 block south on Taft
 off Broadway St.

Watch for MWA signs.



NEW VENUE FOR CLUB DEMONSTRATION

The Minnesota Woodturners Association is very pleased to be able to host Cindy Drozda for a club demonstration at the new Visitor Center of the Como Park Zoo and Conservatory, Bullard Rainforest Auditorium (2nd Floor), 1225 Estabrook Drive, St. Paul, MN 55103 on January 6, 2007.

The Como Park Zoo and Conservatory Society has very generously donated the use of their auditorium to us for our Cindy Drozda demonstration in January.

You may or may not know that the Como Park Zoo and Conservatory is a non-profit organization and admission is free to the public. They do rely on donations for their operating support.

The Board of Directors of the Min-

nesota Woodturners Association is very grateful to them for donating their space to us. In return for their generosity, we would like to help out their fundraising by doing what we do best – Turning!

There are several ways that we can help out. This spring (probably in March) we will be issuing “Top Challenge” in which we will have a club demonstration on turning tops, and then at the next club meeting, the tops will be judged and prizes awarded. All tops submitted in this contest will be donated to the Como Park Zoo to be sold in their Gift Shop at the Visitor Center.

Another way that we will be asking our members to help out is by donating turned items for the Como Zoo Sunset Affair Silent Auction, which is held in July. Please consider making something for this very worthy cause.

One other option we are contemplating as a donation is for our club

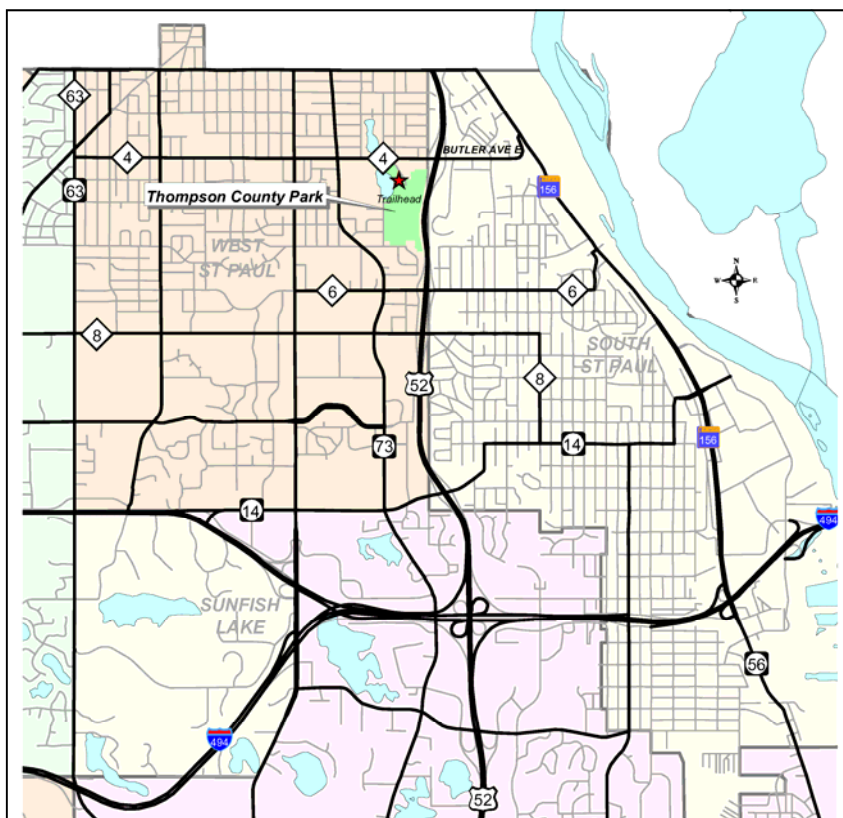
to make a collaborative project. This would be a project of greater complexity that members of our club could make together. We would anticipate that this would be an item that we could donate to the Como Zoo Sunset Affair for the Live Auction, which has greater fundraising potential. Any ideas for what our club could make for this collaborative project are appreciated. Please contact Dan Rominski drominski@comcast.net with any comments, questions or suggestions

Holiday Party Directions

Thompson County Park/ Thompson Park Center/ Dakota Lodge

State Hwy 52 to Butler Avenue exit in West St. Paul. West on Butler Avenue East 0.2 miles to Stassen Lane (park entrance road). South on Stassen Lane.

Thompson County Park
360 Butler Avenue East, West St. Paul, MN 55118



Classifieds

Wooded Acres Specialty Products

Burls, Curly Wood, Spalted, Crotch Wood, Blocks, Blanks, Rounds, Half Rounds, and Specialty Orders.

Hinckley, MN (320) 384-7761 evenings

Or: woodedacres@ecenet.com

Sharpening Turning Tools

One-on-one class where you will gain the skills and confidence to shape and sharpen your tools for maximum tool control and cutting performance. I've taught this class for several years to many satisfied turners, both novice and experienced. Utilizing the Oneway Wolverine jig system to get your tools into top condition. You cannot be a successful woodturner without mastering tool sharpening, this class will be highly beneficial to your success. Evening and weekend class times. \$45.00. Call or e-mail Steve Tiedman, 763-789-4505 or stiedman@gmail.com

Lathe for sale

Spec's =1hp motor==12" swing==32" between centers==includes 2 face plates==live end==Jack shaft and variable speed clutch==heavy cast iron ==\$640.00

Call John=7634776294 or email jmagnus-sen1@earthlink.net




Lathe for sale

16" Conover lathe, 3/4 hp, w/cast iron leg set, +some accessories. \$1100 OBO.

Jake Dahn (jdahn99@hotmail.com)

or evenings (507) 357-6002



Wood for sale

Quantity	size	length	Wood type	unit	price
78	3 1/2 x 3 1/2	28-30	Beech	each	2.00
40	"	28-30	Oak	each	2.00
26	"	26-30	Cherry	each	4.00
47	"	18-25	Beech	each	1.00
30	"	18-25	Oak	each	1.00
16	"	18-25	Cherry	each	2.00
7	"	13-15	Beech	each	.50
22	"	13-15	Oak	each	.50
12	3 x 3	18	Oak & Beech	each	.50
6	3 x 3	13-18	Cherry	each	1.00

I am looking to sell the above list of material for wood turning to an individual or group.

I am moving away so I can't sell off in small lots. My name is Bob Latzke, my phone number is 952-890-5100, my e-mail address is latzker3@cs.com

Free turning-related ads for MWA members.


Commercial/non-member advertising \$4.00/Issue per column inch. To place ad, contact Jeff Luedloff (jefflued@peoplepc.com) or (952) 496-1177

Ads will run for one issue unless you call to extend your ad for additional issues.

Quick Tips

By Jim Jacobs: WoodmanMN@aol.com

- Lathe centers should be level with elbows; Saves bending and back problems.
- Good lighting is important. A swivel arm light, with 60 watt small spotlight works well.
- Watch the shavings, should be nicely formed.
- Let the bevel rub with the skew and gouges, scrapers should have short bevels and be thick to prevent vibration. Keep all tools sharp! Tool rest should be above center when using gouges and skew, adjust so cutting is on center when using scrapers.
- Do not extend tool too far past the rest, catching and vibration will start. Keep rest smooth and free of nicks.
- Touch up tool on grinder and hone the inside of gouges and the skew, for the best finish cuts, tools must have one bevel, the bevel rides the wood during the cut. Make one smooth pass, working towards the center.
- Slow speed of lathe to sand. Avoid heat build-up and loosening glue joints.
- Make sure all glue joints are flat and clean, let all clamp-ups dry overnight.
- Watch the backside of the turning for shapes developing.
- Round inside edge of skew and leave the long edge square.
- Do not rush! Take a break once in a while, have several projects in progress and alternate between them.



Minnesota Woodturners Association
13968 Alder Street NW
Andover, MN 55304
www.mnwoodturners.com

First-Class Mail