

MINNESOTA WOODTURNERS ASSOCIATION

in association with the American Association of Woodturners

October 2006

Professional turner Russ Fairfield To demo for the MWA

When: **Saturday October 14th**
9-4 p.m.

Doors open at 8:30 a.m.

Where: Minneapolis College of Art
and Design auditorium (MCAD)

2501 Stevens Ave. S. Minneapolis
Directly South of the Institute of
Art

This will be an excellent demo to attend whether you are a beginner or intermediate turner. We have kept the cost very reasonable! \$20.00, pay at the door. Parking is easy. Use upper level of ramp on east side of MCAD.

Russ will be demonstrating basic spindle turning without the skew and will turn a Queen Anne leg and natural edge goblet. He will also show his technique for making segmented platters, the basics of thread chasing and the finishing process he prefers.

Sunday: Small group hands-on session with Russ Fairfield from 9-4. A small group session limited to 8 members will be held at Jim Sanerud's shop in Ham Lake. Cost is \$30 and you will have the choice between turning a weed pot and natural edge goblet or lay out and work on a segmented platter. Sharpening will also be discussed and demonstrated. Two openings



still available: contact Jim Jacobs.

Russ Fairfield Woodturner Resume

Russ Fairfield credits a hurricane as the reason for his devotion to woodturning. For many years, Russ had made replica tall clocks as a hobby and part-time job. The wood lathe was always a part of his home-shop for making finials and other parts for these clocks, pianos, and furniture; but he had never turned a bowl and had never heard of a hollow form. All of that changed when Russ had a chance meeting with Melvin Lindquist and John Read over a giant magnolia tree that had fallen in Tallahassee, Florida, in Hurricane Elena in 1985. They awakened him to the possibilities of the "Art" of turned wood. He bought a General 260 lathe, added riser blocks, and got seriously into woodturning. He hasn't stopped since.

After working as an engineer in the pulp and paper industry in the south-eastern US, and living in Tallahassee for 23 years, Russ moved

back to Washington State in 1999. In early 2002, he and his wife, Gerry, moved to Post Falls, Idaho, where he has a new shop with enough space to continue collecting tools and turning wood for a lot of years.

The past three years have been busy for Russ with demonstrations for club meetings and regional symposiums in Washington, Oregon, British Columbia, New York, Kentucky, Tennessee, North Carolina, Georgia, Alabama, Florida, and Nevada. He has published feature articles on the techniques of turning and finishing in the *American Woodturner*, and other domestic and foreign magazines. He has made video presentations on pen turning and finishing turned wood. Russ is an active participant in the online woodturning site, Wood Central (<http://www.woodcentral.com>), where many of his articles have been archived as "Russ's Corner". If you want to know more, visit his website at: <http://www.woodturner-russ.com>.



Minnesota Woodturners Ass.

Board Members

President

Jim Zangl

Jim.w.zangl@healthpartners.com
651-645-4696

Vice President

Bruce Thompson
952-442-4610

Program Director

Jim Jacobs
woodmanmn@aol.com
651-437-2302

Secretary

Mike Hunter
mlh55410@aol.com
612-922-1197

Treasurer/Membership

Ron Meilahn
ronmeilahn@usfamily.net
763-862-2100

Newsletter Editor

Jeff Luedloff
jefflued@peoplepc.com
952-496-1177

Librarian

Bob Jensen
lwoodworker@earthlink.net
763-572-0525

Web master/Newsletter Mailings

John Haug
jhaug@pclink.com
763-767-2460

Members-At-Large

George Dupre
gtdupre@centurytel.net
715-448-3002

Steve Luhman
sluhman@isd.net
763-258-5701

Jack Frost
jlfrost@tcinternet.net
651-777-8019

Non Board Member

Hands-On Coordinator

Jim Sannerud
frog@bitstream.net
763-434-2882

President's Corner



Jim Zangl

It is with regret that as I write this, Ron Meilahn, our long time treasurer, is announcing his resignation as of November 1. Bob Newhart once said that his career as an accountant was thwarted by his attitude that getting within a few dollars was good enough. Not a problem with Ron, he has kept an eye on every penny and frowned deeply when someone suggested that close was good enough. He has also watched over our membership and helped it grow to a record number, greeting each new member both personally and with the membership packet that he has sent out. He has also overseen the Craft Supply orders. These and about 15 or 20 other jobs that Ron did are now looking for a new home. Read the rest of the newsletter for more information.

We have a number of really good events planned over the next year, starting with Russ Fairfield on October 14th at

MCAD. While visiting his website for advice on pen turning (he has four non-standard designs for the slim-line pen), I saw the work he does with goblets, vases and natural edge work as well as segmented forms. Check out his work for yourself and then come see him in person. He is an excellent turner and teacher in a variety of styles. (<http://www.woodturnerruss.com/GalleryOfTheNew.html>)

In January we will be lucky enough to have Cindy Drozda visit us and demonstrate. You have seen her work in the AAW journal or on the Del Mano website or at the Douglas-Baker gallery in Minneapolis. You will get a chance to watch and learn how she creates those wonderful finials and the elegant shapes of her vessels. She will also be doing hands-on sessions, of which I will be taking advantage.

In May, we have Jimmy Clewes coming to town. I was lucky enough to see him demonstrate in Utah a few years back. Richard Raffan was in the same audience. After the demonstration, Mr. Raffan announced that that was the best demonstration he had seen. But better yet, he would not put down the bowl that Jimmy had created, it had the perfect feel to it.

If attendance at these three

(Continued on page 3)

(Continued from page 2)

sessions is at a high enough level, Dan intends to keep bringing in these internationally known artists; I have heard him mention John Jordan for the fall. However these plans depend on the active interest of our membership, so I hope a large number of you attend.

This coming spring, we would like to be involved in the Woodworker Guild's Northern Woods 2007 exhibition. In the past, members of our club who are also members of the guild have shown pieces, but as guild members. We hope to make a larger showing this year by having a substantial number of turned works displayed. The Guild puts on

a very impressive show every year, which to my way of thinking only lacks one thing, round objects. I hope we can put together a good showing for them. As we formalize the details we will let you know, but start thinking about showing your best pieces.

I received calls from people over the last month or two looking for turners to do piece work. One caller wanted 20 bowls of a particular style, another wanted spindles. At present all I can do is send an e-mail blast out and wonder if someone will respond. We would like to put together a list of persons willing and wanting to do various types of turning. If you are interested, please

let Jack Frost know and tell him what type of turning you are willing to do.

Lastly, DEMONSTRATORS, I need demonstrators for up coming events. There are several events that the AAW is hosting at the Landmark Center. We have been asked to demonstrate our skills. An e-mail was sent out with details. Also there is a tool show in March where we will need members to show what we do for fun. You do not have to be a consummate professional to demonstrate at these events, you just need to have a passion for turning. But that is why you are in this particular club, so every member is qualified.

MWA Treasurer's Report

2005	2006	2006
Actual	Budget	8 Month Actual
Members 231	Members 232	Members 235
Income \$7,281	Income \$7,000	Income \$6,993
Expenses [\$9,116]	Expenses [\$7,900]	Expenses [\$5,571]
Gain [loss] [\$1,835]	Gain [loss] [\$900]	Gain [loss] \$1,422
cash balance 8/31/06 \$3,363		

TREASURER'S REPORT 2006 HIGHLIGHTS

In January the MWA Board approved our 2006 budget; Total income amounts to \$7,000, including \$5,800 for membership dues, while expenses are targeted at (\$7,900), leaving a net overrun of (\$900). Principal increases in expenses cover \$450 for Craft Supplies gift certificates for three separate turning challenges, and \$1,900 covering various demos to be substantially absorbed by MWA.

After 8 months, all activity is tracking pretty much on target.


Ron Meilahn Lifetime MWA member

Ron Meilahn has been a driving force in the success of the Minnesota Woodturners Association. To show appreciation of all Ron's hard



Sapele bowl turned by Alan Lacer, presented to Ron Meilahn to show appreciation for his many years of dedicated service to the MWA.

work over the years, the MWA board had commissioned club member and professional turner Alan Lacer to turn a special piece from a piece of quilted Sapele wood that was donated by Bob Jensen. Bob had turned his own bowl from a piece of this same wood and Ron had admired it every time he visited Bob's home. The MWA board presented the bowl as well as a lifetime membership to the MWA at the August board meeting. Alan and Mary Lacer were in attendance at the board meeting for the presentation and Mary Lacer also gave Ron a membership to the AAUW. Ron's hard work and commitment to the club as treasurer and many, many other duties will surely be missed. Pam Johnson has been appointed to replace Ron as treasurer but there will be many other jobs that will need to be filled. Please



Ron and his wife Gail.

contact any board member if you can help out or would consider running for an open board position.

Pam Johnson New MWA treasurer



For the past 11 years I have lived in Stillwater. My professional work included 11 years with the IBM Corporation in Tucson, AZ and

Rochester, MN as a microcode programmer. I graduated from Purdue in '82 with degrees in Industrial Management and German. Until last March I worked part-time at the Stillwater Senior Citizen Center performing a variety of odd jobs. Presently I am not working outside the home and am working hard at raising two sons. My husband Doug is a mechanical engineer with the Imation Corporation and specializes in magnetic tape data storage. Our sons, Eric (13) and Mitchell (11) also turn, as does Doug. Our shop consists of a Shopsmith which we purchased on e-bay from a man in Lake Elmo. It resides in the garage.

My Treasurer experiences include Friends of Stillwater Parks (2 years), American Association of University Women (AAUW) at the

branch and State Board level (3 years), Trillium Garden Club (2 years), PTA Treasurer for Rutherford Elementary School (4 years), and am presently overseeing a 4H youth Treasurer. I like the office because it forces you to be very involved and it is a terrific way to meet others. Although just a MWA member since April, I am drawn to the club because of its terrific programs and the enthusiasm of its members.

Outside of maintaining a household, I am very involved with Washington County 4H, AAUW St. Croix Valley Branch, and Stillwater Perennial Garden Club Trillium Chapter. Hobbies include gardening, antiques, and watching TV programs like NOVA, Antiques Roadshow and sometimes the Red Green show.

CRAFT SUPPLIES ORDERS DUE OCTOBER 27, 2006

Your CRAFT SUPPLIES order should be sent directly to Bruce Arones, **no later than Friday, October 27th**.

Use only the “**SPRING/SUMMER 2006**” CATALOG. You can order your own copy by calling CS directly [1-800-551-8876], Ask for Bryan Adams with questions. Orders submitted using older catalogs **will not be accepted** because of conflicting problems on part number identities.

To qualify for a discount and free shipping our club order must total a minimum of \$1,000 and be shipped to one address. As in the past, we consolidate all individual orders and submit to CS, who will advise us of net cost; we will then notify each member to submit payment while the entire order is being shipped. This year, CS is giving a flat 13% discount on all items, except lathes and items requiring extra freight; also, some items may be cancelled or back-ordered.

For each item ordered, you **must** include: page #, quantity, item #, description, and unit price.

Send your orders via email or surface mail as follows:

EMAIL: barones@frontiernet.net or,

SURFACE MAIL: **Bruce Arones, 16393 Morgan Ave. N., Marine on St. Croix, MN 55047**

Any questions, call **Bruce** at 651-433-5364.

Club Craft Supplies Order Saves MWA Members \$\$

The Club's April 2006 purchase saved participating members 16% off their individual Craft Supplies order.

	<u>Oct. '05</u>	<u>April '06</u>
# of participating members	18	28
Catalog price	\$3,812	\$5,240
Discounted cost	<u>\$3,036</u>	<u>\$4,395</u>
Total discount	\$776	\$845

Member helpline????

Do you have a woodturning question? Need help finding woodturning advice? Well, these members can help you! Contact for your woodturning related questions today!

Bob Jensen - 1woodworker@earthlink.net (763) 572-0525

George Dupre—gtdupre@centurytel.net (715) 448-3002

Jim Jacobs—woodmanmn@aol.com (651) 437-2302

Jim Zangl - Jim.w.zangl@healthpartners.com (651) 645-4696

Bruce Arones-barones@frontiernet.net(651) 433-5364

The "Universal Truths" of Woodturning as I see them.

by Russ Fairfield

These Truths I hold as self-evident. These are the things about woodturning that I have learned to accept without question. They are above argument.

While the list may already seem long with forty (40) of these "truths", I have no doubt that many more can be added as I become more proficient in the art/craft of woodturning. I also have no doubt that there will be arguments on the merits of some of those that I have included. There is no importance in their listed order; I wrote them down as I thought of them.

1 - There are only three ways to become an accomplished woodturner, and they are practice, practice, and more practice.

That practice will be easier with a copy of Keith Rowley's book, "Woodturning: A Foundation Course", and learning to do everything that he discusses. Follow that with his book, "Keith Rowley's Woodturning Projects", and make all 20 of them. If you do these things, you will be well on your way to becoming a woodturner. There are comparable books and videos, but I happen to like these.

2 - It takes years to become an expert woodturner. Standing in front of a lathe, all day, every day, for 20 years would be a good start. Others may be faster than that, but most of the real experts have a lot of gray hair.

3 - Woodturning is both an "art" and a "craft." The "craft" is in how the wood is cut, the tools we use, and how we use them. The shape of the finished piece is the "art." Learning about other art forms (pottery, glass, sculpture, etc.) will improve the "art" of our woodturning.

4 - Continue being challenged to learn new things. One year's experience repeated ten (10) times is not the same as having ten (10) years of experience.

5 - Never lose sight of the customer/user. Anything that is intended to be used must be usable.

6 - You can't cut wood with dull tools. The corollary is that the sharper the tool is, the better it cuts.

7 - Consistency is more important than the actual profile of the cutting tool. Otherwise we are using a different tool after every trip to the grinder.

It doesn't matter what the grinding wheel is made of, how fast it spins, whether the tool is held in a jig or free-hand, or if we use a belt sander or a rock, so long as the same edge profile is repeated every time we use it.

8 - The speed of the grinding wheel doesn't matter. They all remove metal. The faster wheel removes it faster. There is some justification for the new woodturner to use the slower wheel.

9 - It doesn't matter what color grinding wheel is used. It can be pink, gray, white, violet, blue, green, or whatever color. It can be made from Aluminum Oxide, Silicone Carbide, sandpaper, or a rock. They all remove metal.

Some may be softer and require dressing more often to make them flat again. Others, like the hard gray wheels that came with grinder, will require dressing more often to remove the glaze of embedded metal and "sharpen" the wheel.

10 - The color of the grinding wheel has no meaning. While all white wheels may be Aluminum Oxide, not all Aluminum Oxide wheels are white. They also come in a pale green, violet, pink, blue, and yellow, depending on the manufacturer and the dyes they use in the binders that hold the abrasive particles together.

11 - There is no truth to the myth that the gray wheels will damage the steel.

12 - A cheap grinding wheel is a cheap grinding wheel, whatever color it is. Good quality is more expensive. Lacking any other knowledge and specifications, the price is a good indicator of quality.

13 - A 46-grit is a coarse wheel, and a 120-grit is a fine wheel. Take your pick for those in between. There isn't enough difference between 60, 80, and 100-grit to worry about it.

14 - ***Getting HSS to turn blue or even red-hot while grinding is not a problem.*** But, if you do, let it cool in the air. Don't shock it by submerging it in cold water because that can start micro-cracks in the thin cutting edge.

15 - ***Getting carbon steel hot enough to turn blue is a problem.*** That temperature allows the Carbon to move around in the steel and it loses its temper.

All is not lost when this happens, just get it hot again, immediately dip it in cold water, and then grind away the blue steel, keeping it cool this time with frequent dipping in cold water.

16 - Real woodturners do use scrapers. A scraper is a cutting tool, and it does remove wood. I can do everything with a scraper that can be done with a bowl gouge. It will take me longer, but the wood surface will be better.

17 - You can turn an entire bowl or anything else, inside and out, with a scraper. It just takes longer and there is no reason for the tooled finish to not be better than that from a gouge. If it isn't better, then we are doing something wrong.

18 - Any wood can be turned. Some is just easier than others. On a scale of 1-to-10, I have yet to find a "Zero", but I have had some that came close.

19 - Don't turn bad wood. There is good wood and there is bad wood. Experience will teach us the difference. And, a high purchase price is not a measure of wood quality.

20 - Some wood will crack, no matter what you do with it. Neither soap, nor bags, nor magic potions, or prayer will save it. And you will never know until after it happens.

21 - Cracking in wood started long before we turn it in the lathe. How it was handled before is more important than what we do with it after it is turned.

22 - There are only two kinds of people. Those who are allergic to Cocobolo and those that will be.

23 - Measuring the height of the tool-rest is not important. Riding the bevel of the gouge on the wood is important. The tool rest has to be at whatever height makes that happen while the handle of the tool is held in a comfortable working position.

24 - Learning to use a skew chisel will teach us how wood is cut, and that will make all other turning tools easier to use.

25 - The walls of bowls and other vessels will become thinner and more uniform with practice, automatically. We

will know when we are getting there because we "just know it" and can hear it. Cracking and other drying problems will start to disappear at the same time. Some folks will never get there, and that's OK too. There is nothing wrong with using calipers.

26 - Don't make turning tools from old files, even if you understand the heat treatment of steel, know how to do it, and have the facilities for it. Every groove on the surface of the file is a stress concentration waiting to crack. Many will have already started to propagate microscopic cracks through the file. No amount of grinding the grooves away, annealing or tempering the file will weld these cracks back together.

27 - Sanding is important. No finish can be any better than the surface that it is applied to.

28 - The finish will accent your mistakes and torn grain. It will not hide them.

29 - Sanding and finishing takes at least as long as the turning, and often longer. If it doesn't, you are either very good and don't need to be reading this, or your standards are too low.

30 - Wood cannot be made into something that it is not: waterproof. If you want waterproof, consider making the vessel from glass or porcelain.

31 - Before using Mineral Oil, keep the customer in mind (again). Ask yourself if you would want to use a salad bowl that was covered with the same thing that your mother gave you as a laxative when you were a child.

32 - That didn't do it? If you wouldn't put motor oil on the wood, why would you want to use Mineral Oil? They are the same thing. (This one always gets an argument!)

33 - There is no such thing as a "food-safe" finish. Somewhere, sometime, someone will be found who has an allergy to anything that we can put on the surface of a piece of wood, or to the wood itself. If it is considered as being safe, it's because that person hasn't been found, yet.

34 - Woodturners and chemical companies are the only people who believe that "All finishes are food-safe after the solvents have evaporated." Try explaining this logic to a generation of folks who believe that their health has suffered from "Better living through chemistry."

35 - If the bottom isn't finished, the piece isn't finished. And, a flat surface from a belt sander, or a glued-on piece of felt, is not a finish.

36 - If it isn't signed, it isn't finished. If you don't think enough of it to sign your name, nobody else will think much of it either.

37 - Always wear face and eye protection, even while sanding. You never know when a piece of wood will explode, and the heat from sanding can be enough to do it.

38 - Do not sand without covering your nose and mouth with a respirator or air filter that is approved for fine wood dust. A cheap paper mask is neither. If you think that this isn't important, come back in 20 years and tell me again that it isn't.

39 - *I have never met a woodturner that I didn't like.* There have been a few that have pushed that statement to the limit, but in the end, they are all good folks.

40 - The best advice I was ever given - *Never do anything that you wouldn't want to read about in the next morning's newspaper.*

Demo is cancelled, September meeting goes on

Photos and story by Chuck Bjorgen

When the main event is cancelled, that's when members of the Minnesota Woodturners' Association (MWA) stand up to be counted. And that was the case when our guest demonstrator, Minnesota professional woodturner Pam Reilly, had to cancel her demonstration for the MWA because of a health problem. Without missing a step our program director Jim Jacobs came up with an instant "Back-to-Basics" hands-on session for our September 9 membership meeting that involved making two-piece candle holders. The call went out to members to fill the 12 club lathes that would be used for the turnings, and for additional help from experi-



Pam Johnson watched Wayne Keifer demonstrate correct tool presentation on her project.

enced members to assist the newer turners. Candle holder kits of mahogany were prepared by Jacobs and made available to turners for \$5 apiece. Jim first discussed the project and talked about turning techniques in general and then demonstrated the spindle portion of the candle holder that would be turned first. Included with the kits was a set of plans that supplied suggested patterns that could be duplicated or used as guide for individual variations in design. A few of the participants had never turned before so this project would give them experience in both between centers and faceplate turning. After demonstrating the basics, Jim handed out the kits and the turners went to work, paired with an experienced MWA member to help guide them to completion of their projects. First the spindle portions of the candle holders were turned between centers. Once that portion was completed, the candle holder bases were fastened to face plates. A few club members chose to purchase kits to do the turning at home. During the session, MWA member Steve Tiedman took a familiar position at the club grinder to offer tips on sharpening and to help achieve keen edges for those tools needing refreshing. After a couple hours work, the pizza delivery arrived just in time to provide a welcome break. After lunch Jim Jacobs offered more tips on how to finish the candle holders although finishing would not be done during this session. Outside the shop, host Jim Sannerud demonstrated an experimental technique for adding burned patterns to turnings by applying gun powder to the wood and igniting it (see separate story).



MWA member Brian Grobe, right, assisted Xavier Jara, 13, with his first effort at woodturning. His mother Ahna Jara, left, offered support.

Back to work after those breaks and the session lasted until roughly 3 p.m. when most turners left with a completed project. Educating and encouraging beginning woodturners has become a hallmark of the MWA. Over the past few years the club has organized an aggressive program to help new members through its hands-on turning sessions aimed at beginners. With an arsenal of 12 Jet mini lathes and the efforts of coordinator Jim Sannerud, the club has been able to help new members get a proper start in this wonderful craft.



Tony Lewis was among the first to complete his candle holder project.

Decoration by gun-powder

Photos and story by Chuck Bjorgen

With a quick, smoky flash and sizzle, several pieces of wood got the burn-in decoration treatment during the hands-on session at the September membership meeting in Ham Lake.

Host Jim Sannerud had been experimenting with igniting gun powder to create random burned patterns in various turned wood pieces before he applied any finish. He has experimented with both modern smokeless gun powder and older powder used in muzzle loading guns. The modern stuff has a quicker flash point while the muzzle loading variety offers a bit more spectacular visual show.

Members who watched suggested adding natural leaves or rocks to the wood surface to see the results of the controlled burns. So far in his tests Jim feels that his best results have come from igniting pieces that



Sample platters by Jim Sannerud that were enhanced by Jim's use of gun powder to burn patterns in the wood.

have texture to hold the powder granules in place (see photo of platters). Jim says he will continue to experiment with this technique. Look for more results at a future Show & Tell session at a membership meeting.

Gun powder used in these experiments can be purchased at sporting good stores that sell supplies to shooters. Because the materials are not contained, there is no chance of

an explosion, but tests should be done only out of doors where there is no danger of combustion to surrounding surfaces. If you need further guidance regarding safety and technique please send your questions via email to Jim Sannerud at frog@bitstream.net.



MWA vice-present Bruce Thompson tried a gun powder burn on a small bowl.

Watching the action were John Schmidt and Linda Ferber.



The gun powder was ignited.

There will be something for everyone at the AAW Gallery in St. Paul this fall. Two new shows will be opening in September: *Turning Twenty-Still Evolving* and *Step Up To The Plate*.

Step Up To The Plate is the happy result of this year's AAW Symposium theme competition. There are some technical tour de force pieces in the show that are real stunners. Baseball humor and history plays a huge role in most of the works, but a few turners took the more serious interpretation of 'stepping up to plate' and focused on commitment. The Gallery is located in Landmark Center in downtown Saint Paul, at 5th and Market Streets. Hours are 11-4, Thursday through Friday, and Sundays noon-3. You can also call

to set up an appointment: 651-484-9094.

Dates for *Turning Twenty* are September 15-December 15th

Dates for Step Up To The Plate are
September 20th-December 15th

OPENING September 24th, 12-3.
Please come!

Call for entries

Youth exhibit

Calling young turners! In May of 2007, the AAW Gallery in St. Paul will be showcasing a juried show of work by turners up to 22 years of age. Work will be judged in four divisions: 10 and under; 11-14; 15-18; 19-22. Limit of three pieces per artist, digital images only. Pictures must show object clearly- detail images accepted.

Entries must include name, address, age, phone number, and number of years you've been turning.

DEADLINE: February 15, 2007.

Send entries or inquiries to gallery@woodturner.org, subject line:

Youth Exhibit. Or mail CD to
AAW/Youth Exhibit 75 W 5th St, St
Paul, MN 55102. E-mail submis-
sions preferred.

The AAW Gallery Gift Store is expanding. We are seeking a variety of beautifully made turned items to add to our line, from tops and small items retailing under \$10 up through items retailing for \$400-500. Commission is 70/30 artist/gallery. We will consider buying wholesale on some items. To be

The image displays four distinct objects from the 'The World of the East' exhibition. In the top left is a whole coconut with its natural brown, textured husk. In the bottom left is a small, dark brown lacquer bowl decorated with a grid of white circular patterns. In the top right is a partially open folding fan with a light-colored, patterned paper or silk surface and dark wooden ribs. In the bottom right is a small, dark brown lacquer box with a lid featuring a grid of white circular patterns, similar to the bowl.

considered, you must be a general business member of AAW. Send digital images of your work, with information on size and materials; a price list, and contact information to: gallery@woodturner.org with **Gallery Gift Store** in the subject line, or mail to AAW Gallery Gift Shop, 75 W 5th St, St Paul, MN 55102.

Tib Shaw Wozniak
Gallery Coordinator
American Association of Wood-
turners

75 West 5th Street
Saint Paul, Minnesota 55102
651-484-9094

gallery@woodturner.org

MWA members in the "NEWS"

Two of our members have recently been featured in national magazine publications. Duane Gemelke was featured in the Fall 2006 issue of *Woodturning Design*. Duane wrote a project on turning a duck decoy. Duane's decoy is part turning, part sculpture and part carving. If you have ever seen Duane's decoy, you know how beautiful they are.

Member Tim Heil was shown in the AAW's *American Woodturner's* fall 2006 issue. Tim had a pillow which was sewn by his wife Sherren and had 40 woodturned buttons sewn on. Tim's pillow was critiqued by Betty Scarpino at the AAW's Louisville Symposium in their instant gallery. Tim is one of the MWA's most creative turners and if you haven't seen any of his work just check out his shirt at our next meeting.

An exhibit of recent work by woodturner/MWA member Bob Carls is currently on display at Plymouth Congregational Church in Minneapolis (1900 Nicollet Ave.--enter at LaSalle Ave.). The exhibit, which opened August 20, will continue through Oct. 11.

In addition to Bob Carls' woodturning, the exhibit also includes traditional hand-carved spoons by Frank Foltz, and paintings by Virginia Peterson. Bob Carls can be reached at: Ripple River Woodturning, 27591 Partridge Ave., Aitkin, MN 56431; 218/678-2575; ripriv@mlecmn.net; or

www.riplerivergallery.com

Plymouth Congregational Church can be reached at: www.plymouth.org

MWA Wood Sealer Program

The MWA is currently buying sealer in 55 gallon drums, enabling us to sell to our members at a fantastic price of only \$8 per gallon. Our club could use a few clean, empty gallon jugs, such as windshield washer fluid jugs for bottling; bring some to our monthly meetings. This super bargain sealer is available at our monthly meetings, or contact the following for other special arrangements:

Bob Jensen— Fridley 763-572-0525

Jim Blare-Lakeville 952-469-3687

Ron Meilahn-Andover 763-862-2100

Bruce Arones 651-433-5364



Member Erwin Nistler has made a spinning wheel of honey mesquite from Pharr TX. Over 100 pieces. Ball bearings on the wheel and nylon bearings on the bobbins. Tooled leather bearings on the flyer. Erwin says "Now I need to learn to do a better job of spinning." Beautiful work Erwin!

New
Members

Please welcome our
newest members:

Reed Jacobs

Ken Johnson

Dave Olson

Peter Schnaidt

John Schomaker

Mel Reed

Doug Schmitt

Charlie Kocourek

John Cloues

Don Greenheck

Bloomington

Ham Lake

Inver Grove Hgts

Blaine

St. Paul

Bayport

So St Paul

Fridley

New Brighton

Shoreview

MWA's Youngest Member turning and the 4-H

By Eric Johnson (13)

It all started off way back in March when I chose "shop" as a 4-H category I would enter a project in. As time passed ideas came and went until we (my mom and I) joined MWA. This gave me a whole other angle on the shop project. We attended a beginner workshop in April and I made a natural edged bowl with some help from Duane Gemelke. As I saw more and more wood turners using turned pens I became more interested in making one. I convinced my dad to buy kits to make some. After I made one pen I couldn't stop. I made fif-



MWA member Eric Johnson receives blue ribbon for turning. Congratulations!!!



Eric shown with Duane Gemelke at a Hands on session conducted by the MWA.

teen pens and I chose the best one to accompany my bowl in the fair.

The day before the fair opened I sat down with a judge and we talked about my project. In open class you don't talk to a judge but in 4-H getting judged is a big part because it tests your knowledge of the project. After judging you earn a blue or red ribbon. On opening day at the fair you can check if your project earned a grand champion or honors ribbon.

If you finished 6th grade and your

project receives a grand champion ribbon you qualify for a State Fair trip. You have your project judged with people from around Minnesota. State fair is a blast because you stay overnight in the 4-H dorms for 3 days. Unfortunately my turnings didn't make it to the State Fair level but my bowl received a blue and my pen an honors blue.

4-H turning project

By Laura Reinke
Washington County 4-Her

After a summer of 4-H projects and events, the climax of the 4-H season arrives with the beginning of the Washington County Fair.

For the 2006 county fair, I entered a turned segmented wooden bowl and a turned wooden flute in the Shop

project area. This project involved working for hours cutting, gluing, and turning, but I found that the experience paid off when I received a blue ribbon with an Award of Excellence for the wooden flute, and a blue ribbon and second place overall for the segmented bowl.

Year after year, I enjoy the Washington County Fair and exhibiting my Shop projects as a 4-Her. I recommend 4-H to any youth with in-

terest in woodshop or any other activity, in Washington County or any other.



Segmented Bowl turned by Laura Reinke for her 4-H project

NEWS FLASH! CINDY DROZDA TO DEMONSTRATE AT MCAD IN JANUARY!!!

The Minnesota Woodturners Association is pleased to announce that Cindy Drozda of Boulder, Colorado, will be here for a club demonstration and two days of hands-on classes January 5-7, 2007. You won't want to miss this demonstration!

Cindy is an internationally renowned woodturner, and has demonstrated for many clubs as well as at the AAW annual symposium. She has had her work displayed in many exhibitions and you can find her work in some of the finest galleries in the country. She is the author of numerous articles and the recipient of countless awards. Cindy's work includes hollow vessels and lidded containers and often

features exotic woods and burls, as well as banksia pods. She is particularly known for her beautiful and delicate finials. Space is limited for the hands-on sessions, so sign up early!

MWA Professional Demonstration: Cindy Drozda

Saturday January 6, 2007 (9:00 AM to 4:00 PM)

Fee: \$30

Location: Minneapolis College of Arts and Design (MCAD)
2501 Stevens Avenue South
Minneapolis, MN 55404

Small Group Session with Cindy Drozda

Friday & Sunday, January 5 & 7, 2007 (9:00 AM to 4:00 PM)

Fee: \$75

Location: [Jim Sannerud's Shop](#)

Sign Up: Contact Dan Rominski at drominski@comcast.net



Cindy will demonstrate how to make her signature "Finial Box." In this demonstration, she will show how to turn a small box with a finial, an in-fitting lid, and an inlaid decorative ring and foot made from contrasting wood. Techniques covered include: box making, turning a finial, design, and material selection.



MCAD

2006 Annual Picnic- *A flying success!*



President Jim Zangl preparing for launch



Winners of the farthest frisbee flight challenge. Shown (l. to r.) First place Jeff Luedloff, second place Jim Jacobs and third place Mitchell Johnson.



One of the many activities prepared by Jim Jacobs was a spouse/guest scavenger hunt. Janna Halsrud, guest of Jim Zangl, won the first pick of a turned prize, also winning Jim Zangl a prized piece of Pink Ivory wood. All the guests were able to go home with a turned item.



Mitchell Johnson, shown throwing a Frisbee turned by his brother Eric, won third place for the longest flight challenge. Eric (who was unable to attend the picnic) is the MWA's youngest member at 13.

Mark these dates on your Calendar

Activities you don't want to miss!

October 2006

Sun	Mon	Tue	Wed	Thu	Fri	Sat
1	2	3	4	5	6	7
8	9	10	11	12	13	14
15	16	17	18	19	20	21
22	23	24	25	26	27	28
29	30	31				

November 2006

Sun	Mon	Tue	Wed	Thu	Fri	Sat
			1	2	3	4
5	6	7	8	9	10	11
12	13	14	15	16	17	18
19	20	21	22	23	24	25
26	27	28	29	30		

December 2006

Sun	Mon	Tue	Wed	Thu	Fri	Sat
					1	2
3	4	5	6	7	8	9
10	11	12	13	14	15	16
17	18	19	20	21	22	23
24/31	25	26	27	28	29	30

October

14th Saturday - 9:00-4:00 Russ Fairfield will be doing an all day demo at MCAD. Library, Pizza order and refreshments available. NO wood raffle.

(see map on page 14)

15th Sunday - 9:00-4:00 Small group hands-on session with Russ Fairfield at Jim Sannerud's shop. **We still have openings available!** Contact Jim Jacobs 651-437-2302.

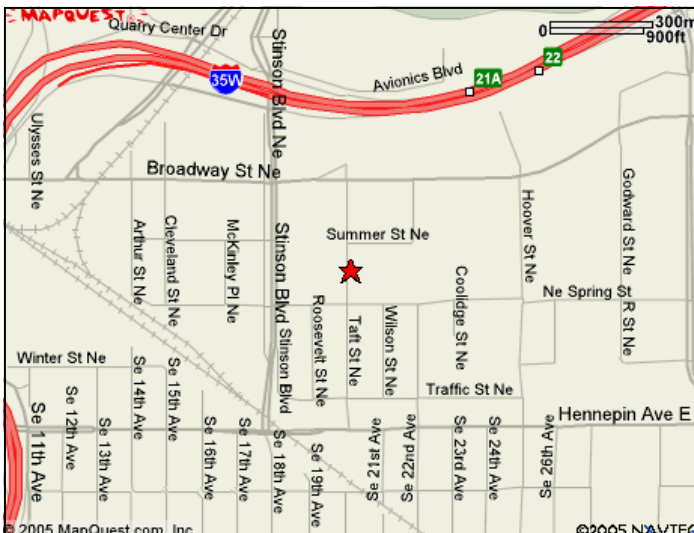
November

2nd Thursday - Board meeting, 6:30-9:00 at Bob Jensen's

7th Tuesday - 6:30-9:00 Jim Jacobs will demo ornamental bird-houses. He will also show two other gift ideas: a refrigerator magnet and a stamp holder. Wood raffle, Library, show and tell and sealer sales. Location will be at Gary Novak's.

December

5th Tuesday - 6:30-10:00 Dakota lodge holiday party. Holiday decoration challenge with gift certificate prizes, spouse/guest door prizes, member gift exchange, professional turnings raffle. Many more details to come.



Directions to:

Gary Novak's

Industrial Electric Co.

660 Taft St. Mpls.

1/2 block south on Taft off Broadway St.

Watch for MWA signs.

***Reminder** - Member meetings officially start at 7:00 pm. Space will be open at 6:30 for setup and socializing.

December Meeting: Annual Holiday Party

Our annual Holiday party will be held Tuesday, December 5th from 6:30-10 p.m. at the Dakota Lodge in West St. Paul. (www.co.dakota.mn.us/parks/ThompsonParkCenter-DakotaLodge.htm)

Members and spouses/guests are invited.

Our holiday decoration challenge continues... bring an ornament/decoration you have turned. Members will vote for 1st, 2nd and 3rd places. First place will be awarded a \$75 gift certificate from Craft Supplies. Second and third places will receive \$50 and \$25 certificates.

Member gift exchange. The tradition continues. It's easy and fun! Members are asked to bring an unwrapped turning to present to another member. Everyone who brings a turning goes home with a turning.

Spouse/guest door prizes. Guests sign in at the door, win a turning! Our way of thanking others for all they do. Members are asked to bring a small unwrapped turning.

Professional turnings Raffle. Only \$1 per ticket. Check it out!

Win a certificate! Drawings will be held for certificates from Craft Supplies and Rocklers.

Great Food. We'll be having pot luck again, please bring:

Last names A-L main dish
 M-R salads
 S-Z desserts

Board elections. We will be electing some new board members. If you are interested, contact Jim Zangl or Bruce Thompson.

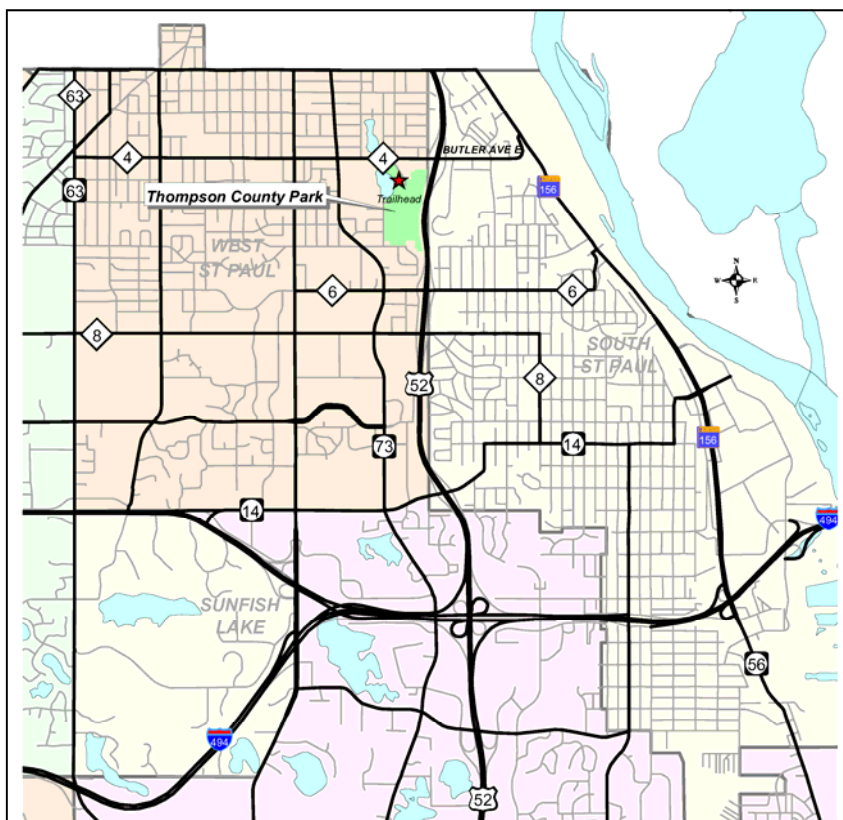
Dues for 2007. Renew now, still the best deal around for \$25.00!!!

Library activities/ No wood raffle/ No sealer sales.

Thompson County Park/ Thompson Park Center/ Dakota Lodge

State Hwy 52 to Butler Avenue exit in West St. Paul. West on Butler Avenue East 0.2 miles to Stassen Lane (park entrance road). South on Stassen Lane.

Thompson County Park
360 Butler Avenue East, West St. Paul, MN 55118



MWA DEMONSTRATORS NEEDED -AAW EVENTS

We need some demonstrators for several fall events in Landmark Center.

The Fall Art Crawl will be October 13, 14 and 15th. We will be having demonstrations during that time. One on Friday, October 13th from 7:00 - 9:00 p.m., Saturday, October 14th from 1:00 - 4:00 p.m. and on Sunday, October 15th from 1:00 - 3:00 p.m.

On November 19th Landmark Center is having a Destination Landmark Day. We will have a demonstration from 1:00 - 4:00 p.m. that Sunday. A description from Landmark Center follows -

November 19th Destination Landmark Day *1pm-4pm; galleries til 5pm; \$3 / free for kids 12 + under*

This inaugural event highlights the resources and talents that Landmark Center houses, from SteppingStone Theatre to COMPAS to Young Audiences and more. Join in a Landmark Scavenger Hunt, visit the building's 5 museums, watch woodturning courtesy of the American Association of Woodturners, enjoy historical programs from TRACES Museum, listen to a special gypsy music program from The Clearwater Hot Club courtesy of The Schubert Club, plus enjoy mask-making, & more!

We could also use some greeters in the gallery when it gets crowded to help manage the crowd a little too. So if you can help out, please let me know.

Thanks very much,

Mary

Mary Lacer, AAW

Assistant Executive Director

75 West 5th St., Suite 222

St. Paul, MN 55102

651 484 9094

651 484 1724 fax

mary@woodturner.org

woodturner.org

SUPPLIER DISCOUNTS to MWA MEMBERS

The following suppliers offer special discounts to MWA members. To receive a discount you must be a member in good standing, and show your current membership card to the merchant.

ABRASIVE RESOURCE

900 Lund Blvd #400, Anoka, MN
763-586-9595 or 1-800-814-7358

No showroom - Internet or catalog orders only.

Sandpaper, coated abrasives, rolls, clearance items - 20% discount

www.abrasiveresource.com

ELMO LUMBER & PLYWOOD

3481 Laverne Ave N, Lake Elmo
651-777-1431

10% discount on all stock items.

ROCKLER WOODWORKING

Mpls, 3025 Lyndale Ave S 612-822-3338

Burnsville, 2020 W Cty Rd 42, 952-892-7999

Maplewood, 1935 Beam Ave
651-773-5285

Minnetonka, 12995 Ridgedale Dr
952-542-0111

10% discount on all regularly priced items, except power tools.

Wholesale lumber prices to MWA members.

www.rockler.com

WOODCRAFT

9125 Lyndale Ave S, Bloomington
952-884-3634

10% discount on all items, except power tools.

www.woodcraft.com

YOUNGBLOOD LUMBER CO.

1335 Central AVE, MPLS.

612-789-3521

Wholesale prices to MWA members.

www.youngbloodlumber.com

Classifieds

Wooded Acres Specialty Products

Burls, Curly Wood, Spalted, Crotch Wood, Blocks, Blanks, Rounds, Half Rounds, and Specialty Orders.

Hinckley, MN (320) 384-7761 evenings

Or: woodedacres@ecenet.com

Wanted

Jet Mini Lathe and a set of forstner drill bits.

Contact Eric or Pam Johnson at

Pam_doug.johnson@comcast.net

or 651-430-1738

Thanks, Eric Johnson

For Sale:

Grizzly G 1538 Band saw w/ stand

15 7/8" throat

10 1/2" vertical clearance

Good for resawing

Blade length 111"

Email or call for details, Bob 651-439-3219

robert@boettcher.com



For Sale:

I am trying to help a young guy I work with sell his dad's lathe. It is a Homecraft which I believe is a Delta line, looks to be about a 12" swing with a 36-42" bed. Homemade stand and comes with a bunch of tools. The tools came from the factory with the ends of the handles painted green. The bad thing about it is that there is no guard over the pulleys. I have not seen the lathe except in some pictures. He is asking \$175 for the whole lot. I can be contacted at 763-786-8372 or at djohnson1956@msn.com.

Dale Johnson

For Sale:

Older, heavy 20 inch

Delta bandsaw

about 13" under guide

\$1250

Alan Lacer

715 426 9451.



Sharpening Turning Tools

One-on-one class where you will gain the skills and confidence to shape and sharpen your tools for maximum tool control and cutting performance.


I've taught this class for several years to many satisfied turners, both novice and experienced. Utilizing the Oneway Wolverine jig system to get your tools into top condition. You cannot be a successful woodturner without mastering tool sharpening, this class will be highly beneficial to your success. Evening and weekend class times. \$45.00. Call or e-mail Steve Tiedman, 763-789-4505 or

stiedman@gmail.com

Free turning-related ads for MWA members.

Commercial/non-member advertising \$4.00/Issue per column inch. To place ad, contact Jeff Luedloff (jefflued@peoplepc.com) or (952) 496-1177

Ads will run for one issue unless you call to extend your ad for additional issues.



Minnesota Woodturners Association

13968 Alder Street NW

Andover, MN 55304

www.mnwoodturners.com

First-Class Mail