



Minnesota Wood

An Affiliated Chapter of the American Assn. of Woodturners

Special Edition

INSIDE:

- Page 1,2 – Holiday Party Challenge
- Page 3 – Future Meetings
- Page 5,6 – Survey (Please take time to respond)
- Page 7 – Time to renew memberships

Holiday Party Toy Challenge — Holiday Party Dec. 14th

By Mel Turcanik

Our club challenges offer the opportunity for members to see what they can do in a friendly competition. They are judged by you, the members, and there are no criteria, so your choice wins a real nice certificate for 1st through 4th place. In the past we've done ornament challenges for the Holiday Party, but this year we decided to benefit others as well by having a toy challenge then donating all the toys to "Toys for Tots". The biggest award will be the good feeling you will get knowing that some child will have a nice toy.

You only have a few weeks so it's time to get started! The only guidelines are with regard to safety.

Durability is the main thing to consider for older children (over 3). Avoid parts that may break off easily, sharp points, etc.

Any clear finish that dries is acceptable, be sure that paints are non-toxic. There are still some artist paints that contain things like cadmium that should not be used on toys.

Be creative, use glued together parts, split turnings, etc. Who says blocks have to be square? Romans and Greeks built temples with cylindrical blocks!

If the toy is for children under 6, be concerned for choking hazards, points that may stab or cut and toxic woods. Nothing for younger children (under 3) should be less than 1.25" in diameter.

The bigger the safer.

If pressing an edge or point on the back of your hand hurts, it's too sharp.

Toxic woods include exotics (since we don't know a lot about most of them it's safer just to not use any) walnut, cedars and junipers. To be on the safe side, use the common white woods, oaks, maples, poplar, basswood, ash, and the like.

Glues for small children's toys must be waterproof. (Drool is very wet.)

Have fun and some child will also!!

Holiday Toy Ideas

By Jim Jacobs, Toys-for-tots Chairman

This year we will have a toy-making challenge instead of the usual ornament challenge of past years. The resulting toys will be donated to the Toys-for Tots Christmas program. Some ideas include fancy tops, yo-yos, whistles, pull-toys, jump ropes, trains, cars, bowling sets, and kaleidoscopes. Be creative!

(Continued next page)

Wood Turners Association

It is important that we keep the kids' safety in mind; this would mean no small parts that could come loose and no turnings smaller than 1 ¼ inches. Either condition can present a choking hazard.

The Toy-Challenge will again have award certificates for 1st thru 4th place

For those who want to keep things quick and easy we will be making sets of blocks. Our goal is 10 sets of 30 blocks in 15 different shapes.










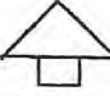

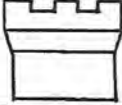




A member can make one entire set or specific pieces. Bring all blocks to the holiday party. We can bag up the sets and they will be donated from there. All blocks should be uniform in size. Avoid tropical woods, woods that splinter easily and dark colored woods (walnut, etc.).

Sand all edges. Leave natural finish or finish with non-toxic paint / dye.

Everybody planning on making the blocks should contact Jim Jacobs so he can keep track of which people will be bringing which pieces and quantities to the holiday party. If any spouses would be interested in sewing up bags with drawstrings to hold a set of blocks we would like to know that too.

I will be bringing free wood to the November 13th meeting which could be used for toy-making. I will also have a signup sheet for the blocks at that meeting. Any questions on Toys-for-Tots, contact Jim Jacobs at 651-437-2302 or email woodman@aol.com

The following chart shows the size and shape of blocks.

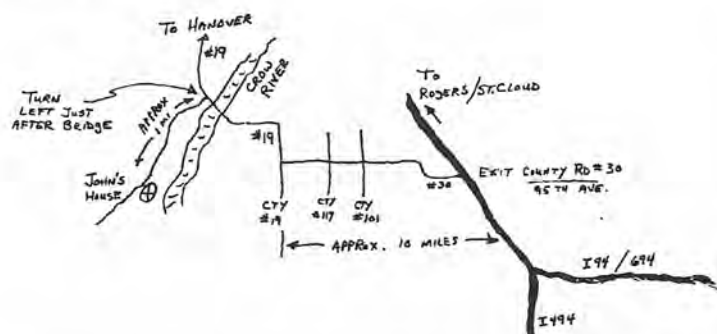
SHAPE		QUAN. PER SET	TOTAL PCS. REQ. (FOR 10 SETS = 300 BLOCKS)			
A	 SQUARE BLOCK 2X2X2 1" HOLE 7/8" DEEP	4	40	i	 CYLINDER 1 3/4 X 4	2/20
B	 1 1/2 X 2 X 4	3	30	J	 CYLINDER 2 X 3 WITH 1" HOLE	1/10
C	 1 1/2 X 2 X 4	3	30	K	 TREE 1 3/4" DIAMETER, 4" HIGH	1/10
D	 1 1/2 X 2 X 4	3	30	L	 2" DIAMETER 1 5/16" TENON, 3/4" LONG	2/20
E	 3/4 X 2 X 2 SQUARE BLOCK WITH 10" TAPERED HOLE	2	20	M	 2" DIAMETER 1 5/16" TENON, 3/4" LONG	1/10
F	 3/4 X 2 WITH 1" HOLE	2	20	N	 2" DIAMETER 3" HIGH CASTLE	2/20
G	 2" DIAMETER 1 5/16" TENON, 3/4" LONG	1	10	O	 2" DIAMETER 4" HIGH LIGHTHOUSE	1/10
H	 10" CONE 1 3/4" AT BASE FITS INTO BLOCK E	2	20	P	 CLOTH BAGS TO HOLD 30 BLOCKS	1/10

November Tool Making

Saturday, November 13th 10:00 am to 4:00 pm

@ John Magnussen's shop (see map)

We will make our own tools. If you have any specific tools in mind please call one of the board members and we will try to include it in the mix. We are thinking of a complete Hook tool, tool handles, etc.



Notes:

- 1.) There will be a wood raffle at this meeting.
- 2.) There will be glue sales and library activity.
- 3.) There will be a small charge for any club material used. You may bring your own matr'ls.
- 4.) Bring safety glasses.

DECEMBER HOLIDAY PARTY

Tuesday, Dec. 14th, 6:30 to 10:00 PM

@Norwest Bank (2nd Floor)

1200 Silver Lake Road

New Brighton, MN

Located 1 block north of I-694 at Palmer Drive

On the NW corner across from McDonalds

Notes:

- 1.) There will **not** be a wood raffle at this meeting.
- 2.) There will be glue sales and library activity.

TOY CHALLENGE

Bring a toy for the Toy Challenge and be eligible to win a great looking certificate. The awards are based on the votes of members and it will be great to see what everyone can come up with in this new challenge. No prize but great recognition. The award certificates will be for 1st, 2nd, 3rd, and 4th places.

The Toy Challenge is a wonderful opportunity for members to submit their entries to the Toys for Tots program. (See guidelines for making toys elsewhere in the newsletter.)

GIFT EXCHANGE & PRIZE DRAWING

Bring an unwrapped turned piece for the Gift Exchange and be eligible to win one of more than \$500 worth of prizes donated or purchased by the MWA for this event. There will be an opportunity for "show and tell" about the gifts.

**Delightful hors d'oeuvres' and refreshments
will be served throughout the evening.**

Any questions? Contact the following : Toy questions – Jim Jacobs at 651-437-2302. Food questions – Ron Meilahn at 651-633-8902. General questions about the party – Bruce Arones at 651-433-5364.

GROUP ORDER FROM CRAFT SUPPLIES

There's still time !

By now you should have received the latest catalog, so we're still holding to the **October 27th** deadline to receive your order; see your 3rd qtr N/L for submitting addresses. We're targeting Nov. 10th to contact everyone on the final cost. Call your contact if you have any questions.

Bruce Arones,
16393 Morgan Ave. No.
Marine On St. Croix, MN 55047
(651) 433-5364

Larry Heyn, or
5135 Rainer Pass
Columbia Heights, MN 55421
(612) 571-2117

Ron Meilahn.
1638 23rd Ave. NW
New Brighton, MN 55112
(651) 633-8902

If you have any questions about the order, you can contact any of these guys.

Bob Picek sends us the following article. He picked it up at the Tidewater Woodturners website. Thought you might enjoy this.

Are you a compulsive woodturner?

- 1) When viewing a storm ravaged landscape, do you see wood at bargain prices?
- 2) Does the sound of a chainsaw immediately attract your attention?
- 3) Do you think "As the World Turns" is a sequel to "The New Yankee Workshop"?
- 4) Do you turn wood, Just to see the shavings fly?
- 5) Are you always looking for more turning tools?
- 6) Does your spouse have to call you in from the workshop to go to bed?
- 7) Do you find your need for woodturning ever increasing?
- 8) Do you always say YES when others ask you to turn something for them?
- 9) Do you daydream about how to do a new turning project?
- 10) Have you made attempts to increase your time at the lathe?
- 11.) Have you ever tried using your lathe as a potato peeler, pencil sharpener, etc.?

* If you have answered YES to several of these questions, you may just be an abuser.

* If you have answered YES to most of these questions, it may be too late!

* If you answered YES to ALL of the questions and can come up with several more....

BUY A NEW LATHE AND ENJOY !!