



Minnesota WoodTurners Association

A LOCAL CHAPTER OF THE AMERICAN ASSOCIATION OF WOODTURNERS

AAW | AMERICAN ASSOCIATION
OF WOODTURNERS

Weekly Newsletter No.52

Minnesota Woodturners Association

BOARD MEMBERS

Officers

PRESIDENT Lee Luebke

VICE PRESIDENT AND LIBRARY

Janese Evans

TREASURER Mark Debe

RECORDING SECRETARY

Rosanne Gold

Directors

Reid Zimmerman - 501c3
Coordinator

Marc Paulson

MEMBERSHIP DIRECTOR

Ken Crea

TECHNICAL SUPPORT

Dick Hicks – Audio Visual &
IRD Technical Advisor

Marc Paulson

AAW REPRESENTATIVE & DEMONSTRATIONS

Linda Ferber

OTHER STAFF SUPPORT


Bob Meyer - Group Purchasing

Dan Larson – Classroom & IRD
Coordinator

Mike Hunter – Professional
Demonstrations


Paul Laes – Sales at Meetings

Mike Rohrer - Newsletter



Happy St. Patrick's Day





Beads of Courage Project to Honor Bob Jensen – kits provided by Jim Jacobs

Bob & Diane Puetz are asking those who have volunteered to make these special boxes to do 3 things:

1. **Finish** the boxes as soon as you reasonably can
 2. Get the **boxes to Bob & Diane** in a reasonably short time after you finish them (see list of drop off sites)
 3. **Take pictures of your finished boxes** and send them to Editor Mike Rohrer so we may put the pictures in the newsletter and have a photographic history of this special project.
- If you have any questions, please contact Bob or Diane at: bobpuetz@yahoo.com

- | | | |
|----------------------------|--|-------------|
| 1)North metro: Diane Puetz | diane.puetz@yahoo.com | East Bethel |
| 2)North East :Bob Meyer | rjmbob@comcast.net | Lino Lakes |
| 3)West metro : Steve Mages | smages@juno.com | Plymouth |
| 4)East metro : Mike Lucido | mike.s.lucido@gmail.com | Woodbury |
| 5)South metro: Jim Jacobs | woodmanmn@aol.com | Hastings |

It would be good if you would confirm via email when you will be bringing the finished Beads of Courage boxes



It's OK to pretend we're
Irish on St. Patrick's Day.
We pretend we're GOOD
on Christmas don't we?



Instant Gallery

Dan Ernst



Normally I say that life is too short to turn crappy wood, but this piece of punky, cracked maple had such promising spalting that I couldn't resist. I was able to cut this punky wood with the 40/40 grind without too much tear out and the crack presented an opportunity to try the pewa patches as demoed by Mike Hunter's friend, Emiliano Achavel. Thanks to Mike Hunter for the use of his pewa patches and templates. (see next page for pewa patches)



Instant Gallery

Dan Ernst (cont'd)



Instant Gallery

Doyle Carroll



This cookie jar is 9" high and 7" in diameter. It's made of maple, alder, and walnut with a polished stone embedded in the knob on the lid; finished with Howard's Butcher Block Conditioner.



Instant Gallery

Doyle Carroll (cont'd)



These pieces incorporate celtic rings. The smaller one is a pencil holder, 4.5" tall and 2.75" in diameter, made of walnut and alder. The taller one is a vase, 8" tall and 3.75" in diameter, made of walnut, alder and maple. Both are finished with 1 coat of sanding sealer, 2 coats of EEE Ultra-Shine and 3 coats of Myland's Friction Polish.



Instant Gallery

Steve Miller



My first wave bowl. I tried for a calabash type turning

The natural edge bowl is Manitoba maple or box elder with some figure





On her walk a few days ago, my wife saw that the city's tree guys had left a few pieces of ash. The one she could carry was nicely cut down the center, so it was begging to become a wing bowl.

10 " x 5 ½". 2 coats
Osmo polyx oil finish

Instant Gallery

Mike Rohrer (cont'd)



I tried my first 4-axis turning, with tips and encouragement from Jay Schulz and I felt the piece of scrap turned out nicely

6 ½ " x 2 ½". 2 coats
Osmo polyx oil finish



Instant Gallery

Mike Rohrer (cont'd)



Walnut 12" x 8", buckthorns 12 ½" x 9";
2 coats Osmo polyx oil finish



Some buckthorn and walnut crotch pieces were screaming at me the last couple of weeks. I tried Jim Jacobs' suggestion to use a random orbit sander on the wings; 240 grit gave a "glass-like surface".



Instant Gallery (cont'd)

Joe Zwirn



Stave goblet with rings.
Mayan walnut, native
walnut, maple and red
heart.





The average age of our club did help a large number of MWA turners get their vaccine early



Monthly Challenge



New 2021 Monthly Meeting Challenge.

We are going to start up the monthly challenge.

The challenge will start in February and sponsored by Woodcraft. We will have some \$10.00 Woodcraft gift cards to give out through a random drawing giving all an equal chance to win. Number of cards to be determined.

To be included in the gift card drawing, pictures and description should be submitted via email to Mike Rohrer mdrprof@gmail.com *once finished but no later than one week before the Monthly Meeting date.* All have an equal chance at winning a gift card.

The Monthly Challenge for April is “Turn A Pen”

Deadline for entries: email your entry to mdrprof@gmail.com by Mike Rohrer’s bedtime on Saturday March 27

Send more pens!

Continued on next page



Monthly Challenge – April NEW ENTRIES

Dan Ernst



Kalenshaan Woods hummingbird inlay kit; sometime about 2018 when I apparently had more time on my hands than I knew what to do with



Monthly Challenge – April NEW ENTRIES

Mark Palma



This pen was turned from a solid aluminum billet. Although it contains pen kit parts, the basis of the pen is a homemade design. It has no finish; it is just highly polished.



Monthly Challenge – April NEW ENTRIES

John Campbell



Monthly Challenge – April NEW ENTRIES

Greg Just




Monthly Challenge – April NEW ENTRIES

Lee Luebke



These are the pens I have made in the past couple weeks. All have a CA finish and are Manhattan Gold and Chrome Hardware. Woods are buckeye burl, ambrosia maple, maple burl, and some unknown. I'm trying to make use of some of the smaller unique woods I have collected.





Midwest Penturners Gathering April 24-25

We are getting close to the Midwest Penturners Gathering. As we get closer, we plan to let you know some of the exciting demos and vendors we are planning to see participate.

Fred and Tina Wissen. We all know Fred set the standard in mold making for all of you casters out there. His molds are phenomenal. If you have not seen Tina's polymer clay pen blanks you need to check them out at ptownsubbie.com. We are lucky to announce both Fred and Tina plan to participate in the MPG. Fred will be doing a demo on casting and color casting, while Tina said she would demo polymer clay pen blanks. These are must sees. And PTownSubbie will be a vendor. Must see. And Fred might be doing a little more

To Register simply go to:

<https://www.accelevents.com/e/PenmakersInternationalMPG>





At this time sealer is available from:

Lee Luebke, Corcoran MN, lgbluebke@comcast.net

Julie Abbott, Eden Prairie MN, JulieAbbott@EdinaRealty.com

Bob Meyer, Lino Lakes MN, rjmbobco@comcast.net

Steve Mages, Minnetonka, smages@juno.com

Paul Laes, Cottage Grove, Woodforfun@hotmail.com

I am looking for others to sell sealer throughout the metro area.

Bring plastic jugs if you have them.

Sealer \$10.00 gallon.



If you have any gallon containers, we could sure use

them. It would be best if you could bring your empty containers to be filled.

The club now has a chip card reader so you can pay Lee Luebke by credit card or cash. Each gallon is still \$10.

Anyone wanting to sell sealer can buy a quantity from me if you like or take some gallons and sell them to members and send the money to Treasurer Mark Debe.

Lee Luebke, President MWA, 612-419-8743

Continued on next page





Please send items for the Bulletin Board to: mdrprof@gmail.com

As a group which cannot meet in person, we'd like to keep up with our friends and hear about awards, shows, family news (weddings, accomplishments of children and grandchildren), retirements, hospital stays, illnesses, book recommendations, website recommendations and anything else you would normally talk about in person at MWA or Sub-Group meetings. All of these and more are possibilities for the Bulletin Board. We're not seeing our MWA friends face-to-face, but we still need to stay in touch.



March Challenge for the Mentally Nimble

Spell “thirteen” in 2 different
ways using the same exact
letters

Answer on the last page



Lathe Contact List

The MWA Newsletter is presenting a list of members who would be happy to give you pros & cons and experiences with the lathes they own or with which they have had experience. This list is being updated every week as more members are contacting me saying they'd be happy to be listed. If you would be willing to have your name and email address listed under the type of lathe(s) you have, please contact me .

LATHE	Member	Email address
Bonnie Klein Mini 12x18	Linda Ferber	lindajaneferber@gmail.com
Craftsman Professional	Steve Mages	smages@juno.com
Delta mid size 12"	Randall Thompson	thomp013@umn.edu
Delta mid size 12"	Dan Larson	dhjlar@comcast.net
Delta midi	Bob Meyer	rjmbobco@comcast.net
Delta midi	Joe Zwirn	joezathome@msn.com
Grizzley G 0733	Martin Young	martin.clay.young@gmail.com
Harbor Freight(Central Machinery 10x18)	Rusty Ogren	rick.Ogren@consolidated.com
Jet 1015	James Zangl	james.zangl@gmail.com
Jet 12/21	Lee Luebke	lguebke@comcast.net
Jet 14x42	Rusty Ogren	Rick.Ogren@consolidated.com
Jet 1640	Joe Zwirn	joezathome@msn.com
Jet 1642 EVS	Jenny Trice	jennytrice@aol.com
Jet 1642 1.5 hp	Greg Just	woodturner07@gmail.com
Jet JML 10/14 Mini	Neil Robinette	northsideturners41@gmail.com
Jet JWL - 1220VS	John Campbell	campbell.jn@gmail.com

Continued on next page



Lathe Contact List (cont'd)

Laguna 12/16	Lee Luebke	lgluebke@comcast.net
Laguna 18/36	Jay Schulz	jfschulz@comcast.net
Laguna 18/36	Dan Larson	dhjlar@comcast.net
Laguna 18/36	Lee Luebke	lgluebke@comcast.net
Laguna 18/36	Mike Lucido	mike.s.lucido@gmail.com
Laguna Revo 18/36 220v	John Campbell	campbell.jn@gmail.com
Laguna Revo 18/36 220v	Neil Robinette	northsideturners41@gmail.com
NOVA 3000	James Zangl	james.zangl@gmail.com
Nova Comet II	Rolf Krogstad	rolf.krogstad@gmail.com
Nova Comet II	Mike Anderson	manderson4700@comcast.net
NOVA DVR 16"	Dan Larson	dhjlar@comcast.net
NOVA DVR 16"	Joe Zwirn	joezathome@msn.com
NOVA DVR XP	Bill Szydlo	szydlo.bill@gmail.com
NOVA DVR XP 16"	Chuck Shreffler	cshreffler@outlook.com
Oneway 2036	Dick Zawacki	dickzawacki@gmail.com
Powermatic 2014	Steve Legvold	stevelegvold@gmail.com
Powermatic 2520B	Steve Mages	smages@juno.com
Powermatic 3520B	Todd Williams	toddwilli@comcast.net
Powermatic 3520B	Steve McLoon	s.c.mcloon@gmail.com
Powermatic 3520C	Reid zimmerman	reidazimmerman@gmail.com
Powermatic 3520C	Dan Ernst	piloto1@comcast.net
Powermatic 4224B	Dan Larson	dhjlar@comcast.net
Powermatic 45	Todd Williams	toddwilli@comcast.net
Robust American Beauty	Tim Dodds	tbikefast@aol.com
Robust Liberty	Jim Jacobs	woodmanmn@aol.com
Robust Liberty	Warren Gerber	xlwalleye@gmail.com
Robust Sweet 16	Linda Ferber	lindajaneferber@gmail.com
Robust Sweet 16	Bob Meyer	rjmbobco@comcast.net
Shopsmith	Martin Young	martin.clay.young@gmail.com
Vega 2600	Bill Szydlo	szydlo.bill@gmail.com
Vicmarc VL 300	Lee Tourtelotte	leetourtelotte@icloud.com



Member Help Line

The club has organized a "Member Help Line", the purpose of which is to answer questions/give advice and help educate our membership. Even though it is more difficult during the Covid-19 social distancing time to help people in home workshops, there are still ways to help each other with woodturning questions/problems. The volunteers can help via email, telephone, Zoom, some personal contact using social distancing and masks, and probably other ways we haven't tried yet.

Maybe you're a beginner looking for advice on what to buy.

Maybe you have questions on chucking.

Maybe you have sharpening questions.

The volunteers listed on the next page are more than happy to help. Some have listed areas in which they feel more comfortable, but all will help with your woodturning question.

We would like more members to volunteer for our Member Help Line. If you would like to be "on call" please contact Mike Rohrer at mdrprof@gmail.com with your phone #, email address, area where you live, areas you'd be willing to help with, and your name will be added to the list.

Continued on next page



Member Help Line

Mike Rohrer	612-276-9556	mdrprof@gmail.com	bowls, boxes	South Mpls
Steve Miller	715 821-8726	ssmiller920@gmail.com	all types, light on segmenting	River Falls, WI
Lee Tourtelotte	612-670-1874	leetourtelotte@icloud.com	all types, beginner, advanced	South Mpls
Warren Gerber	651 403 2883	xlwalleye@gmail.com	Bowls	Mendota Heights
Jim Jacobs	651-497-1309	woodmanmn@aol.com	beginner/advanced, segmenting, skews	Hastings
Dick Zawacki	507-744-5748	dickzawacki@gmail.com	general, bowls, wood carving	Northfield
Mike Lucido	651-738-2551	mike.s.lucido@gmail.com	general woodturning	Woodbury
Bill Campbell	715-338-2634	wm.e.campbell@uwrf.edu	general woodturning	River Falls, WI
Mark Kelliher	651-636-8678	markandkathy007@comcast.net	general woodturning	Arden Hills
Todd Williams	651-274-4658	toddwilli@comcast.net	general woodturning	Lake Elmo
Bob Meyer	651-483-6187	rjmbobco@comcast.net	bowls, ornaments, sharpening, gen'l.	Lino Lakes
Dick Hicks		rbhicks@rbhicks.com	platters, spindle work, bowls	Zoom from shop
Steve Mages	952-544-5286	smages@juno.com	general woodturning	Minnetonka
Neil Robinette	763-639-1085	northsideturners1@gmail.com	sharpening, tool control, turning vs budget	Brooklyn Park
Andy Levesque	651-769-4070 TEXT	andy.m.levesque@gmail.com	resin/epoxy casting, hybrid turning, vacuum stabilizing, CNC & laser engraving	Lindstrom
Rusty Ogren	612-990-4857	rustywoodsart@gmail.com	resin questions, crack filling	Plymouth
Dan Ernst	651-280-7484	pilot01@comcast.com	coring, wing bowls, bowls, gen'l turning	Maplewood, St Paul
Bill Szydlo	651-206-5547	szydlo.bill@gmail.com	segmenting, sharpening, gen'l turning	Northfield, MN
James Zangl	6541-645-4696	james.zangl@gmail.com	bowls, hollow forms, vases, pens, etc	St Paul -Hamline area
Joe Zwirn	612-619-4793	joezathome@msn.com	segmenting, general woodturning	Brooklyn Center
Mark Palma	612-991-7733	marksworkshop@gmail.com	finishing & color	Lanesboro



MWA Demonstrations Since July 2017

<u>Newsletter</u>	<u>Demo</u>	<u>Demonstrator</u>
July 2017	Hollowing for Embellishment	Gary Mrozek
Aug 2017	Turning & Decorating a Platter	Jeff Luedloff
Sep 2017	Bowl Coring	Neil Robinette
Oct 2017	Traditional Platter, Viking Bowl	Glenn Lucas
Oct 2017	Natural Edge Bowl	Bob Meyer
Nov 2017	From Tree to Bowl	Dan Larson
Dec 2017	Turning Ornaments	Jim Jacobs
Jan 2018	Making a Pendant	Alan & Lauren Zenreich
Feb 2018	Spindle Turning/Milk Paint	Linda Ferber
Mar 2018	Chain Saw Safety & Techniques	Steve Hagen
Apr 2018	Lidded Boxes	Steve McLoon
May 2018	Hollow Forms & Platters Platters & Bowls	Trent Bosch
June 2018	Travel Mug	Mike Mahoney
July 2018	Log Preparation & Sawmill	Greg Just
Aug 2018	Squarish Platter	John Enstrom
Sep 2018	Pens	Mike Hunter
Oct 2018	Safe & Comfortable Turning	Ed Mielech & Rick Auge
Nov 2018	Finishing	Eric Lofstrom
Dec 2018	Finials	Mark Palma
	Lefse Sticks	Steve McLoon
	A Shop	Jim Jacobs
	Handles	Todd Williams
Jan 2019	Scandinavian Inspired Bowls	Tim Heil
Feb 2019	Segmented Turning	Dan Larson
Mar 2019	Peppermills	Curt Theobold
Apr 2019	3-Legged Stool	Tom Sciple
May 2019	Baby Rattle with Captive Rings	Keith Gotschall
June 2019	Spheres & Embellishments	Gary Mrozek
July 2019	Wood-Mizer Portable Sawmill	Steve McLoon
Aug 2019	Finial Box	John Enstrom
Sep 2019	Spalting	Cindy Drozda
Oct 2019	Rings True to Life	Seri Robinson
Nov 2019	Be More Creative	Phil Holtan
		Beth Ireland

<u>Newsletter</u>	<u>Demo</u>	<u>Demonstrator</u>
Dec 2019	Holiday Ornament	Bob Meyer & Mike Hunter
Jan 2020	3-Pointed Vase/Box	Tom Sciple
Feb 2020	Long-stem Natural Edge Vessel	Rudy Lopez
Mar 2020	Hollow Form	Lyle Jamieson
May 2020	Shop/Multiple Topics	Mike Mahoney
Mini # 11	Bowl Turning. Part 1	Dan Larson
Mini # 12	Bowl Turning. Part 2	Dan Larson
Mini # 13	Christmas Bell Ornament	Robin Costelle
Mini # 13	Irish (Glenn Lucas) Platter	Dick Hicks
Mini #15	Log Processing Center	Lee Tourtelotte/Dan Larson
Mini #16	Coring	Dan Larson/Dan Ernst
Mini #17	Wing Bowl	Dan Ernst
Mini #18	Finials	Dick Hicks
Mini #19	Natural Edge Bowl	Bob Meyer
Mini #20	End Grain Platter	Dan Larson
Mini #21	Michael Mode Style Bowl	Lee Tourtelotte
Mini #22	Super Simple Segmenting	Jim Jacobs
Mini #23	Turning & Painting a Mushroom	Linda Ferber/Rosanne Gold
Mini #25	Stamping & embossing	Joan Sauvageau
Mini #27	Pepper Mills	Steve Miller
Mini #28	Marking Turnings	Linda Ferber
Mini #29	Texturing, embossing	Mike Peace
Mini #31	Xmas Ornament	Hunter/Meyer
Mini #32	Calabash Bowl	Emiliano Achaval
Mini #34	Bowl Basics, Twice Turned	Sam Angelo
Mini #35	Shop design, arrangement	Mark Palma
Mini #36	Skew Fundamentals	Jim Jacobs
Mini #38	Lidded, beaded bowl	Glenn Lucas
Mini #39	Christmas ornaments, gifts	Dan Larson, Dick Hicks
Mini #40	Richard Raffan style box	Mike Hunter
Mini #43	Walnut; Quarter-sawn platter	Mike Mahoney
Mini #44	Embellishments	Linda Ferber
Mini #45	Heart-shaped NE bowl	Dan Ernst
Mini #47	Finishing	Eric Lofstrom
Mini #51	Flame Texturing	Art Lietsman



Editor's Notes

Seems like a typical Minnesota Spring, one step forward, two steps back.

This is the last of the weekly newsletters (I think). I had no idea how long the weekly newsletters would last when I started them exactly one year ago, but during this almost incomprehensible change in our lives due to Covid-19, I'm glad the MWA had weekly newsletters. Many people have pitched in to help keep the MWA active during this time, including Dan Larson and Dick Hicks creating and managing the Tuesday Turners Tune-Ups, President Lee Luebke and the other Board Members keeping our activities going and relevant to our woodturning. I think the health and vitality of our great organization is intact and flourishing.

Please send me pictures of your turnings. They do not have to be works of art or contest entries, just what you're doing while making wood chips (and sometimes firewood). We'd all just like to see what you're doing in your shop.

Mike Rohrer
Editor
mdrprof@gmail.com



“twelve plus one” uses
the same letters that
spell “eleven plus two”
and both equal 13

