



# Minnesota WoodTurners Association

A LOCAL CHAPTER OF THE AMERICAN ASSOCIATION OF WOODTURNERS



Mini Newsletter No.42

## Minnesota Woodturners Association

### BOARD MEMBERS

#### Officers

**PRESIDENT** Lee Luebke

**VICE PRESIDENT AND LIBRARY**

Janese Evans

**TREASURER** Mark Debe

**RECORDING SECRETARY**

Rosanne Gold

#### Directors

Reid Zimmerman - 501c3  
Coordinator

Marc Paulson

#### **MEMBERSHIP DIRECTOR**

Ken Crea

#### **TECHNICAL SUPPORT**

Dick Hicks – Audio Visual &  
IRD Technical Advisor

Marc Paulson

#### **AAW REPRESENTATIVE & DEMONSTRATIONS**

Linda Ferber

#### **OTHER STAFF SUPPORT**

Bob Meyer - Group Purchasing

Dan Larson – Classroom & IRD  
Coordinator

Mike Hunter – Professional  
Demonstrations


Paul Laes – Sales at Meetings

Mike Rohrer - Newsletter



## Covid Iwo Jima





# Beads of Courage Project to Honor Bob Jensen

Bob & Diane Puetz are asking those who have volunteered to make these special boxes to do 3 things:


1. **Finish** the boxes as soon as you reasonably can
2. Get the **boxes to Bob & Diane** in a reasonably short time after you finish them (see list of drop off sites)
3. **Take pictures of your finished boxes** and send them to Editor Mike Rohrer so we may put the pictures in the newsletter and have a photographic history of this special project.

If you have any questions, please contact Bob or Diane at: [bobpuetz@yahoo.com](mailto:bobpuetz@yahoo.com)

- |                            |  |             |
|----------------------------|--|-------------|
| 1)North metro: Diane Puetz | <a href="mailto:diane.puetz@yahoo.com">diane.puetz@yahoo.com</a>     | East Bethel |
| 2)North East :Bob Meyer    | <a href="mailto:rjmbob@comcast.net">rjmbob@comcast.net</a>           | Lino Lakes  |
| 3)West metro : Steve Mages | <a href="mailto:smages@juno.com">smages@juno.com</a>                 | Plymouth    |
| 4)East metro : Mike Lucido | <a href="mailto:mike.s.lucido@gmail.com">mike.s.lucido@gmail.com</a> | Woodbury    |
| 5)South metro: Jim Jacobs  | <a href="mailto:woodmanmn@aol.com">woodmanmn@aol.com</a>             | Hastings    |

It would be good if you would confirm via email when you will be bringing the finished Beads of Courage boxes






When I lived in California, I was a member of Silicon Valley Woodturners. SVW members also made boxes for Beads of Courage. Creating the box with segmented pieces was a challenge (and limitation) for many of us. Perhaps MWA would be interested in another creative way to construct a Beads of Courage box.

As an alternate for the "box" part of the project, someone came up with an idea using a short length of 6" PVC pipe. Each piece of PVC pipe was decorated by gluing decorative fabric to the exterior. So, to make a BoC box, all that was necessary was to turn a disk for the bottom, and another disk with a removable lid for the top. Each was made with a groove to accommodate the two ends of the PVC pipe. The project was finished by gluing the PVC pipe into the grooves of the top and bottom. Since the task was easier, we had greater participation. Attached are a couple of photos of the box I made.

Continued on next page



Larry Thomas





# Instant Gallery



Ash hollow form ebonized with India ink and white guilders' paste. This little hollow form with a large defect (feature?) was destined to the burn pile when a friend, Michele Steinwald, intervened and adopted it. She refined and treated the raw edge with silver, and it became a home for an air plant. Thanks Michele, who would have thought?

Dan Ernst – Michele Steinwald



## Instant Gallery (cont'd)

Tim Dodds



Walnut 16" platter, with double roman ogee (thanks to Dick Hicks's Zoom meeting on platters). I finished it with Odie's Oil, a nice product, but use it sparingly. It goes on like thin petroleum jelly, penetrates and has some waxes in it for lustrous finish. Downside: rather spendy at \$49/jar at retail. Site with details about Odie's Oil:

[https://www.infinitytools.com/odies-oil-wood-finishes-and-kits?gclid=EAIaIQobChMIr7yPpvj47QIVFRLnCh2xKAADEAYYAABEgJ0MvD\\_BwE](https://www.infinitytools.com/odies-oil-wood-finishes-and-kits?gclid=EAIaIQobChMIr7yPpvj47QIVFRLnCh2xKAADEAYYAABEgJ0MvD_BwE)







Here is my final vessel for 2020. It has 1057 pieces of walnut, cherry, wenge and maple. It measures 5.5" tall and 6" in diameter. It's not perfect but it was a learning experience using Tom Lohman's gluing jig. Not sure what I'll do next.

## Instant Gallery (cont'd)

Rich Messer



Walnut and maple;  
finished with tung oil





# Ask A Turner

John Campbell

Someone had a question about sharpening a point tool during one of the Tuesday sessions.

- I saw this tip on YouTube. It starts out as a coupling nut to join threaded rods together. In my case it is  $\frac{1}{4}$  inch diameter. I had to drill the threads out with a  $\frac{1}{4}$  inch drill. I tapped it for a 10-32 x  $\frac{1}{4}$  inch set screw to hold the tool blank\*.
  - Using three sides on the tool rest of the grinder gives three evenly spaced sides.
  - Set the tool rest to the desired angle (steep).
  - I sharpened both ends.
- \*The blank is from Harbor Freight, in a set of miniature high speed steel blanks.



# Monthly Challenge



## New 2021 Monthly Meeting Challenge.

### We are going to start up the monthly challenge.

The challenge will start in February and sponsored by Woodcraft. We will have some \$10.00 Woodcraft gift cards to give out through a random drawing giving all an equal chance to win. Number of cards to be determined.

To be included in the gift card drawing, pictures and description should be submitted via email to Mike Rohrer [mdrprof@gmail.com](mailto:mdrprof@gmail.com) *once finished but no later than one week before the Monthly Meeting date.* All have an equal chance at winning a gift card.

You received a notice for the new Monthly Challenge. Please send me pictures of your Challenge turning as soon as it is finished. The deadline is the Saturday before the next meeting, so the deadline for the February Challenge is Feb. 27.

There is no judging; prizes will be given by a drawing. As soon as Mike Rohrer receives pictures of your challenge, your name is put in the pot to be drawn (electronically, by some random choosing program).

You'll see that the first 2 submissions for the February Challenge from Mark Palma and Mike Rohrer have pictures of the plywood and 2x4 rough origins of the pieces. This is not necessary but will add some interest as the Challenge Pieces are posted.



# Monthly Challenge February

Mark Palma



My submission is based on an early 1960's Popular Mechanics article. It is made from Baltic birch scraps that come off a CNC machine that manufactures a product sold on Amazon. They gave me a pick-up full of odd pieces and this is what emerged. I am enclosing a picture of the glue up as I thought it may interest the members.






# Monthly Challenge

## February

Mike Rohrer



I decided to use a couple of pieces of 2x4 that had been in the back of the garage for a while. Charlie Prokop suggested this was a good, cheap way to try things.



# Monthly Challenge February

Mike Rohrer



So, I tried an Eric Loffstrom triple axis "flame" and a quadruple axis turning. I also tried food coloring as a dye for the first time. I also finished each vertical segment with a different finish.







# Loss of a Minneapolis Success

Remembering Our Founder

**Norton "Nordy" Rockler**

Feb 22, 1922 - Dec 28, 2020



Norton "Nordy" Rockler passed away on December 28, 2020 at the age of 98 years old. He founded Minnesota Woodworkers Supply Company in 1954 as a mail order business, which later became The Woodworker's Store with the opening of the first retail store in 1977. In 1996, the company was renamed Rockler Woodworking and Hardware and has since expanded nationally and internationally. Nordy was a true pioneer and innovator in his field. He was able to recognize trends in woodworking and furniture making. He loved developing and selling great products, especially finishing, woodturning and furniture hardware. His vision created a company unique in the United States and introduced hobbyists and DIYers to specialty items that formerly were only accessible to professionals. His first catalog included many of the same products the company still carries today. It was to become the foundation upon which the home shop woodworking world was built.

Nordy's kind and gentle nature attracted many wonderful employees to Rockler over the years, many of whom became great friends. He and his late wife, Bert, supported many arts organizations and charities. He was committed to doing good in the world - with his family, friends, business, community and more. Nordy's woodworking legacy lives on in the company he started through the stewardship of his daughter, Ann Rockler Jackson, her children and the many employees current and past who have made careers and friendships at Rockler.

Continued on next page



## GERMAN WOODTURNER'S CHRISTMAS TREE ORNAMENT

Posted: Feb 13th, 2014 10:00 am

MWA Woodturners,

Check out this German woodturner's Christmas tree ornament enhancement technique:

Click here: [YouTube](#)

Steady hands, very creative and skillful! Thought you would enjoy the video. (I particularly liked the way he so efficiently used his (homemade?) skew like a tool in the beginning, to make the tapered end piece.)

Lee Tourtelotte

### ARCHIVE

- 2021
- 2020
- 2019
- 2018
- 2017
- 2016
- 2014

[German Woodturner's Christmas Tree Ornament](#)  
[Beads of Courage - Lyla](#)  
[How to Turn a Flute](#)

- 2013
- 2012

This season Lee was reminded of an amazing, young German turner making Christmas trees with only a skew. Check the Blog Archive, a great resource. Go to the 2014 Archive. You can also use the URL [https://www.youtube.com/watch?v=1yWmqbltB-c&feature=emb\\_err\\_woyt](https://www.youtube.com/watch?v=1yWmqbltB-c&feature=emb_err_woyt)



Picnic lunch, burning off cuts, talking shop & sacrificing a woodturning to celebrate the brief January thaw. Four dedicated turners, Dan Larson, Dick Hicks, Mike Hunter & Dan Ernst social distancing.



Consider registering for this outstanding woodturner's program

AAW  
Master  
Series

Live Online Event

**Betty Scarpino**

## Design and Inspiration for Woodturners

Saturday, January 23, 2021 - 3 p.m. Eastern Time

**Kickstart your creative approach!** Join us online for an extraordinary conversation with the remarkable Betty Scarpino, AAW Honorary Lifetime Member and acclaimed woodturning artist. Moderated by Cindy Drozda.

Betty will offer an in-depth exploration into woodturning design using a fast-paced PowerPoint presentation. From beginner to advanced, there will be inspiration for everyone.

- Hear about ingrained concepts and pushing boundaries.
- Learn about the deconstruction process and how using this method can make additional design variations possible.
- Find out how to evaluate the success of surface design and embellishment combinations, from subtle to outrageous.

**Cost:** \$15 (\$10 for AAW Members)

**Registration:** Open thru Friday, January 22, at noon ET.

**More information and to register, visit**  
<https://tiny.cc/AAWMasterSeries>



Continued on next page

# New Project In The Works



Linda Ferber, Mike Hunter and Dick Hicks out shopping. There's a new project in the works.



# Maple Burl & Others

Call me about a 4 ft. long maple burl and others at 763-441-4086.

John Enstrom







Pres. Lee Luebke

## WOOD SEALER

At this time sealer is available from:

Lee Luebke, Corcoran MN, [lguebke@comcast.net](mailto:lguebke@comcast.net)

Julie Abbott, Eden Prairie MN, [JulieAbbott@EdinaRealty.com](mailto:JulieAbbott@EdinaRealty.com)

Bob Meyer, Lino Lakes MN, [rjmbobco@comcast.net](mailto:rjmbobco@comcast.net)

Steve Mages, Minnetonka, [smages@juno.com](mailto:smages@juno.com)

Paul Laes, Cottage Grove, [Woodforfun@hotmail.com](mailto:Woodforfun@hotmail.com)

I am looking for others to sell sealer throughout the metro area.

Bring plastic jugs if you have them.

Sealer \$10.00 gallon.



We need heavy duty plastic jugs for dispensing sealer.

If you have any gallon containers, we could sure use them. It would be best if you could bring your empty containers to be filled.

The club now has a chip card reader so you can pay Lee Luebke by credit card or cash. Each gallon is still \$10.

Anyone wanting to sell sealer can buy a quantity from me if you like or take some gallons and sell them to members and send the money to Treasurer Mark Debe.

Lee Luebke, President MWA, 612-419-8743





Please send items for the Bulletin Board to: [mdrprof@gmail.com](mailto:mdrprof@gmail.com)

As a group which cannot meet in person, we'd like to keep up with our friends and hear about awards, shows, family news (weddings, accomplishments of children and grandchildren), retirements, hospital stays, illnesses, book recommendations, website recommendations and anything else you would normally talk about in person at MWA or Sub-Group meetings. All of these and more are possibilities for the Bulletin Board. We're not seeing our MWA friends face-to-face, but we still need to stay in touch.





# Lathe Contact List

The MWA Newsletter is presenting a list of members who would be happy to give you pros & cons and experiences with the lathes they own or with which they have had experience. This list is being updated every week as more members are contacting me saying they'd be happy to be listed. If you would be willing to have your name and email address listed under the type of lathe(s) you have, please contact me .

LATHE	Member	Email address
Bonnie Klein Mini 12x18	Linda Ferber	<a href="mailto:lindajaneferber@gmail.com">lindajaneferber@gmail.com</a>
Craftsman Professional	Steve Mages	<a href="mailto:smages@juno.com">smages@juno.com</a>
Delta mid size 12"	Randall Thompson	<a href="mailto:thomp013@umn.edu">thomp013@umn.edu</a>
Delta mid size 12"	Dan Larson	<a href="mailto:dhjlar@comcast.net">dhjlar@comcast.net</a>
Delta midi	Bob Meyer	<a href="mailto:rjmbobco@comcast.net">rjmbobco@comcast.net</a>
Delta midi	Joe Zwirn	<a href="mailto:joezathome@msn.com">joezathome@msn.com</a>
Grizzley G 0733	Martin Young	<a href="mailto:martin.clay.young@gmail.com">martin.clay.young@gmail.com</a>
Harbor Freight(Central Machinery 10x18)	Rusty Ogren	<a href="mailto:rick.Ogren@consolidated.com">rick.Ogren@consolidated.com</a>
Jet 1015	James Zangl	<a href="mailto:james.zangl@gmail.com">james.zangl@gmail.com</a>
Jet 12/21	Lee Luebke	<a href="mailto:lguebke@comcast.net">lguebke@comcast.net</a>
Jet 14x42	Rusty Ogren	<a href="mailto:Rick.Ogren@consolidated.com">Rick.Ogren@consolidated.com</a>
Jet 1640	Joe Zwirn	<a href="mailto:joezathome@msn.com">joezathome@msn.com</a>
Jet 1642 EVS	Jenny Trice	<a href="mailto:jennytrice@aol.com">jennytrice@aol.com</a>
Jet 1642 1.5 hp	Greg Just	<a href="mailto:woodturner07@gmail.com">woodturner07@gmail.com</a>
Jet JML 10/14 Mini	Neil Robinette	<a href="mailto:northsideturners41@gmail.com">northsideturners41@gmail.com</a>
Jet JWL - 1220VS	John Campbell	<a href="mailto:campbell.jn@gmail.com">campbell.jn@gmail.com</a>





## Lathe Contact List (cont'd)

Laguna 12/16	Lee Luebke	<a href="mailto:lguebke@comcast.net">lguebke@comcast.net</a>
Laguna 18/36	Jay Schulz	<a href="mailto:jayschulz@comcast.net">jayschulz@comcast.net</a>
Laguna 18/36	Dan Larson	<a href="mailto:dhilar@comcast.net">dhilar@comcast.net</a>
Laguna 18/36	Lee Luebke	<a href="mailto:lguebke@comcast.net">lguebke@comcast.net</a>
Laguna 18/36	Mike Lucido	<a href="mailto:mike.s.lucido@gmail.com">mike.s.lucido@gmail.com</a>
Laguna Revo 18/36 220v	John Campbell	<a href="mailto:campbell.jn@gmail.com">campbell.jn@gmail.com</a>
Laguna Revo 18/36 220v	Neil Robinette	<a href="mailto:northsideturners41@gmail.com">northsideturners41@gmail.com</a>
NOVA 3000	James Zangl	<a href="mailto:james.zangl@gmail.com">james.zangl@gmail.com</a>
Nova Comet II	Rolf Krogstad	<a href="mailto:rolf.krogstad@gmail.com">rolf.krogstad@gmail.com</a>
Nova Comet II	Mike Anderson	<a href="mailto:manderson4700@comcast.net">manderson4700@comcast.net</a>
NOVA DVR 16"	Dan Larson	<a href="mailto:dhilar@comcast.net">dhilar@comcast.net</a>
NOVA DVR 16"	Joe Zwirn	<a href="mailto:joezathome@msn.com">joezathome@msn.com</a>
NOVA DVR XP	Bill Szydlo	<a href="mailto:szydlo.bill@gmail.com">szydlo.bill@gmail.com</a>
NOVA DVR XP 16"	Chuck Shreffler	<a href="mailto:cshreffler@outlook.com">cshreffler@outlook.com</a>
Oneway 2036	Dick Zawacki	<a href="mailto:dickzawacki@gmail.com">dickzawacki@gmail.com</a>
Powermatic 2014	Steve Legvold	<a href="mailto:stevelegvold@gmail.com">stevelegvold@gmail.com</a>
Powermatic 2520B	Steve Mages	<a href="mailto:smages@juno.com">smages@juno.com</a>
Powermatic 3520B	Todd Williams	<a href="mailto:toddwilli@comcast.net">toddwilli@comcast.net</a>
Powermatic 3520B	Steve McLoon	<a href="mailto:s.c.mcloon@gmail.com">s.c.mcloon@gmail.com</a>
Powermatic 3520C	Reid zimmerman	<a href="mailto:reidazimmerman@gmail.com">reidazimmerman@gmail.com</a>
Powermatic 3520C	Dan Ernst	<a href="mailto:piloto1@comcast.net">piloto1@comcast.net</a>
Powermatic 4224B	Dan Larson	<a href="mailto:dhilar@comcast.net">dhilar@comcast.net</a>
Powermatic 45	Todd Williams	<a href="mailto:toddwilli@comcast.net">toddwilli@comcast.net</a>
Robust Liberty	Jim Jacobs	<a href="mailto:woodmanmn@aol.com">woodmanmn@aol.com</a>
Robust Liberty	Warren Gerber	<a href="mailto:xlwalleye@gmail.com">xlwalleye@gmail.com</a>
Robust Sweet 16	Linda Ferber	<a href="mailto:lindajaneferber@gmail.com">lindajaneferber@gmail.com</a>
Robust Sweet 16	Bob Meyer	<a href="mailto:rjmbobco@comcast.net">rjmbobco@comcast.net</a>
Robust Sweet 16	Tim Dodds	<a href="mailto:tbikefast@aol.com">tbikefast@aol.com</a>
Shopsmith	Martin Young	<a href="mailto:martin.clay.young@gmail.com">martin.clay.young@gmail.com</a>
Vega 2600	Bill Szydlo	<a href="mailto:szydlo.bill@gmail.com">szydlo.bill@gmail.com</a>
Vicmarc VL 300	Lee Tourtelotte	<a href="mailto:leetourtelotte@icloud.com">leetourtelotte@icloud.com</a>



## Member Help Line

The club has organized a "Member Help Line", the purpose of which is to answer questions/give advice and help educate our membership. Even though it is more difficult during the Covid-19 social distancing time to help people in home workshops, there are still ways to help each other with woodturning questions/problems. The volunteers can help via email, telephone, Zoom, some personal contact using social distancing and masks, and probably other ways we haven't tried yet.

Maybe you're a beginner looking for advice on what to buy.

Maybe you have questions on chucking.

Maybe you have sharpening questions.

The volunteers listed on the next page are more than happy to help. Some have listed areas in which they feel more comfortable, but all will help with your woodturning question.

We would like more members to volunteer for our Member Help Line. If you would like to be "on call" please contact Mike Rohrer at [mdrprof@gmail.com](mailto:mdrprof@gmail.com) with your phone #, email address, area where you live, areas you'd be willing to help with, and your name will be added to the list.



# Member Help Line

Mike Rohrer	612-276-9556	<a href="mailto:mdrprof@gmail.com">mdrprof@gmail.com</a>	bowls, boxes	South Mpls
Steve Miller	715 821-8726	<a href="mailto:ssmiller920@gmail.com">ssmiller920@gmail.com</a>	all types, light on segmenting	River Falls, WI
Lee Tourtelotte	612-670-1874	<a href="mailto:leetourtelotte@icloud.com">leetourtelotte@icloud.com</a>	all types, beginner, advanced	South Mpls
Warren Gerber	651 403 2883	<a href="mailto:xlwalleye@gmail.com">xlwalleye@gmail.com</a>	Bowls	Mendota Heights
Jim Jacobs	651-497-1309	<a href="mailto:woodmanmn@aol.com">woodmanmn@aol.com</a>	beginner/advanced, segmenting, skews	Hastings
Dick Zawacki	507-744-5748	<a href="mailto:dickzawacki@gmail.com">dickzawacki@gmail.com</a>	general, bowls, wood carving	Northfield
Mike Lucido	651-738-2551	<a href="mailto:mike.s.lucido@gmail.com">mike.s.lucido@gmail.com</a>	general woodturning	Woodbury
Bill Campbell	715-338-2634	<a href="mailto:wm.e.campbell@uwrf.edu">wm.e.campbell@uwrf.edu</a>	general woodturning	River Falls, WI
Mark Kelliher	651-636-8678	<a href="mailto:markandkathy007@comcast.net">markandkathy007@comcast.net</a>	general woodturning	Arden Hills
Todd Williams	651-274-4658	<a href="mailto:toddwilli@comcast.net">toddwilli@comcast.net</a>	general woodturning	Lake Elmo
Bob Meyer	651-483-6187	<a href="mailto:rjmbobco@comcast.net">rjmbobco@comcast.net</a>	bowls, ornaments, sharpening, gen'l.	Lino Lakes
Dick Hicks		<a href="mailto:rbhicks@rbhicks.com">rbhicks@rbhicks.com</a>	platters, spindle work, bowls	Zoom from shop
Steve Mages	952-544-5286	<a href="mailto:smages@juno.com">smages@juno.com</a>	general woodturning	Minnetonka
Neil Robinette	763-639-1085	<a href="mailto:northsideturners1@gmail.com">northsideturners1@gmail.com</a>	sharpening, tool control, turning vs budget	Brooklyn Park
Andy Levesque	651-769-4070 TEXT	<a href="mailto:andy.m.levesque@gmail.com">andy.m.levesque@gmail.com</a>	resin/epoxy casting, hybrid turning, vacuum stabilizing, CNC & laser engraving	Lindstrom
Rusty Ogren	612-990-4857	<a href="mailto:rustywoodsart@gmail.com">rustywoodsart@gmail.com</a>	resin questions, crack filling	Plymouth
Dan Ernst	651-280-7484	<a href="mailto:pilot01@comcast.com">pilot01@comcast.com</a>	coring, wing bowls, bowls, gen'l turning	Maplewood, St Paul
Bill Szydlo	651-206-5547	<a href="mailto:szydlo.bill@gmail.com">szydlo.bill@gmail.com</a>	segmenting, sharpening, gen'l turning	Northfield, MN
James Zangl	6541-645-4696	<a href="mailto:james.zangl@gmail.com">james.zangl@gmail.com</a>	bowls, hollow forms, vases, pens, etc	St Paul -Hamline area
Joe Zwirn	612-619-4793	<a href="mailto:joezathome@msn.com">joezathome@msn.com</a>	segmenting, general woodturning	Brooklyn Center
Mark Palma	612-991-7733	<a href="mailto:marksworkshop@gmail.com">marksworkshop@gmail.com</a>	finishing & color	Lanesboro



## MWA Demonstrations Since July 2017

<u>Newsletter</u>	<u>Demo</u>	<u>Demonstrator</u>
July 2017	Hollowing for Embellishment	Gary Mrozek
Aug 2017	Turning & Decorating a Platter	Jeff Luedloff
Sep 2017	Bowl Coring	Neil Robinette
Oct 2017	Traditional Platter, Viking Bowl	Glenn Lucas
Oct 2017	Natural Edge Bowl	Bob Meyer
Nov 2017	From Tree to Bowl	Dan Larson
Dec 2017	Turning Ornaments	Jim Jacobs
Jan 2018	Making a Pendant	Alan & Lauren Zenreich
Feb 2018	Spindle Turning/Milk Paint	Linda Ferber
Mar 2018	Chain Saw Safety & Techniques	Steve Hagen
Apr 2018	Lidded Boxes	Steve McLoon
May 2018	Hollow Forms & Platters	Trent Bosch
	Platters & Bowls	Mike Mahoney
June 2018	Travel Mug	Greg Just
July 2018	Log Preparation & Sawmill	John Enstrom
Aug 2018	Squarish Platter	Mike Hunter
Sep 2018	Pens	Ed Mielech & Rick
Aug 2018		
Oct 2018	Safe & Comfortable Turning	Eric Lofstrom
Nov 2018	Finishing	Mark Palma
Dec 2018	Finials	Steve McLoon
	Lefse Sticks	Jim Jacobs
	A Shop	Todd Williams
	Handles	Tim Heil
Jan 2019	Scandinavian Inspired Bowls	Dan Larson
Feb 2019	Segmented Turning	Curt Theobold
Mar 2019	Peppermills	Tom Sciple
Apr 2019	3-Legged Stool	Keith Gotschall
May 2019	Baby Rattle with Captive Rings	Gary Mrozek
June 2019	Spheres & Embellishments	Steve McLoon
July 2019	Wood-Mizer Portable Sawmill	John Enstrom
Aug 2019	Finial Box	Cindy Drozda
Sep 2019	Spalting	Seri Robinson
Oct 2019	Rings True to Life	Phil Holtan
Nov 2019	Be More Creative	Beth Ireland

<u>Newsletter</u>	<u>Demo</u>	<u>Demonstrator</u>
Dec 2019	Holiday Ornament	Bob Meyer & Mike
Hunter		
Jan 2020	3-Pointed Vase/Box	Tom Sciple
Feb 2020	Long-stem Natural Edge Vessel	Rudy Lopez
Mar 2020	Hollow Form	Lyle Jamieson
May 2020	Shop/Multiple Topics	Mike Mahoney
Mini # 11	Bowl Turning. Part 1	Dan Larson
Mini # 12	Bowl Turning. Part 2	Dan Larson
Mini # 13	Christmas Bell Ornament	Robin Costelle
Mini # 13	Irish (Glenn Lucas) Platter	Dick Hicks
Mini #15	Log Processing Center	Lee Tourtelotte/Dan Larson
Mini #16	Coring	Dan Larson/Dan Ernst
Mini #17	Wing Bowl	Dan Ernst
Mini #18	Finials	Dick Hicks
Mini #19	Natural Edge Bowl	Bob Meyer
Mini #20	End Grain Platter	Dan Larson
Mini #21	Michael Mode Style Bowl	Lee Tourtelotte
Mini #22	Super Simple Segmenting	Jim, Jacobs
Mini #23	Turning & Painting a Mushroom	Linda Ferber/Rosanne Gold
Mini #25	Stamping & embossing	Joan Sauvageau
Mini #27	Pepper Mills	Steve Miller
Mini #28	Marking Turnings	Linda Ferber
Mini #29	Texturing, embossing	Mike Peace
Mini #31	Xmas Ornament	Hunter/Meyer
Mini #32	Calabash Bowl	Emiliano Achaval
Mini #34	Bowl Basics, Twice Turned	Sam Angelo
Mini #35	Shop design, arrangement	Mark Palma
Mini #36	Skew Fundamentals	Jim Jacobs
Mini #38	Lidded, beaded bowl	Glenn Lucas
Mini #39	Christmas ornaments, gifts	Dan Larson, Dick Hicks
Mini #40	Richard Raffan style box	Mike Hunter





## Editor's Notes

This is the first newsletter of 2021, and I hope sometime this year we'll be able to have monthly meetings and MONTHLY NEWSLETTERS.

We're starting a Monthly Challenge, which should be fun. So check out the website and get going on the February Challenge and try and participate in all of them. No judging! Prizes will be by drawing names of participants. We all want to see how each other handled the Challenge!

It's up to us (with a little help from the government distributing the vaccine) to get things under control. Wear your mask, wash your hands, practice social distancing. Get your vaccination for Covid when your name comes to the top of the list.

Mike Rohrer

Editor

mdrprof@gmail.com

