



# Minnesota WoodTurners Association

A LOCAL CHAPTER OF THE AMERICAN ASSOCIATION OF WOODTURNERS



Mini Newsletter No.41

## Minnesota Woodturners Association

### BOARD MEMBERS

#### Officers

**PRESIDENT** Lee Luebke

**VICE PRESIDENT AND LIBRARY**

Janese Evans

**TREASURER** Mark Debe

**RECORDING SECRETARY**

Rosanne Gold

#### Directors

Reid Zimmerman - 501c3  
Coordinator

Marc Paulson

**MEMBERSHIP DIRECTOR**

Ken Crea

**TECHNICAL SUPPORT**

Dick Hicks – Audio Visual &  
IRD Technical Advisor

Marc Paulson

**AAW REPRESENTATIVE &  
DEMONSTRATIONS**

Linda Ferber

**OTHER STAFF SUPPORT**


Bob Meyer - Group Purchasing


Dan Larson – Classroom & IRD  
Coordinator

Mike Hunter – Professional  
Demonstrations

Paul Laes – Sales at Meetings

Mike Rohrer - Newsletter





The MWA is doing a special group of Beads of Courage boxes in memory of Bob Jensen. Jim Jacobs is making 40 partially finished kits and all of them have been asked for; nearly 25 have already been picked up at Jim's.

Bob & Diane Puetz are asking those who have volunteered to make these special boxes to do 3 things:

1. **Finish** the boxes as soon as you reasonably can
  2. Get the **boxes to Bob & Diane** in a reasonably short time after you finish them (see list of drop off sites)
  3. **Take pictures of your finished boxes** and send them to Editor Mike Rohrer so we may put the pictures in the newsletter and have a photographic history of this special project.
- If you have any questions, please contact Bob or Diane at: [bobpuetz@yahoo.com](mailto:bobpuetz@yahoo.com)

- |                            |  |             |
|----------------------------|--|-------------|
| 1)North metro: Diane Puetz | <a href="mailto:diane.puetz@yahoo.com">diane.puetz@yahoo.com</a>     | East Bethel |
| 2)North East :Bob Meyer    | <a href="mailto:rjmbob@comcast.net">rjmbob@comcast.net</a>           | Lino Lakes  |
| 3)West metro : Steve Mages | <a href="mailto:smages@juno.com">smages@juno.com</a>                 | Plymouth    |
| 4)East metro : Mike Lucido | <a href="mailto:mike.s.lucido@gmail.com">mike.s.lucido@gmail.com</a> | Woodbury    |
| 5)South metro: Jim Jacobs  | <a href="mailto:woodmanmn@aol.com">woodmanmn@aol.com</a>             | Hastings    |

It would be good if you would confirm via email when you will be bringing the finished Beads of Courage boxes





Dan made this BoC box from one of Jim's kits

**THIS IS THE  
LONGEST SOMETHING**




**MADE IN CHINA  
HAS EVER LASTED.**



# Instant Gallery

Brad Gudim



Brad's first turning

Congratulations, Brad. This will be the first of many . . . many . . . many . . . more

Tom Midtbo



I started with a leftover cut off, on the right, from our Christmas tree. Then I decided to use up some scrap plywood and other leftovers. It was quick and fun turning.





## Instant Gallery (cont'd)

Dan Ernst



Two sets of large natural edge walnut bowls. The largest ones are 18" dia. X 5" high and 16" dia. X 7" high. Finish is Mahoney's walnut oil. The large walnut crotch was from a tornado-downed walnut tree in Northfield, Minnesota which had been stashed in my woodpile for the last two years. The bowls were cored with a Oneway Easy Core system for maximum yield on these wood blanks.





Cherry, 5 3/4" x 3 1/2 "; lacquer



## Instant Gallery (cont'd)

Jane Hilary



I'm still fascinated by segmented turning . I made the 12" vase because I NEEDED to figure out how to make those little triangle shaped pieces. I figured it out but didn't realize that when I curved in for a narrow opening in the top it looked like I had misaligned the triangles. Because I had some paduk and canary wood left, I used a lot of my scraps and made a 5" vase. Surprise! I had the same issue near the top. In fact, the ring nearest the top that looks like only paduk actually had little yellow triangles that ended up as sawdust. Isn't there some saying that the first sign of dementia is doing the same thing time and time again and expecting a different result?


I was a pretty good student in high school but got a D- in geometry and algebra. Took bone-head computer-taught geometry in college and barely passed.







Here's a "tv" pic of the whole train, maple ,walnut and cherry. The smokestack is ebony and the headlight is bloodwood and maple. I ordered the small wheels from Meisel hardware (a great online catalog full of everything for the crafter) and turned the 2 bigger ones from Beech. The roof parts are turned also.



The roof was done by gluing 3/4" stock to a square block using brown grocery bag paper in the glue joint. After removing, I used a band saw and disc sander to radius the ends.



Here's my newest ornament

## Instant Gallery (cont'd)

Ken Hallberg



Christmas present collection  
boxes for my grandchildren





## Instant Gallery (cont'd)

Linda Ferber



This is the most recent in the series  
Nature Mementos: Gathering  
A mushroom cap bowl for gathering  
items on walks; ash, madrone, holly,  
cherry and walnut. Overall size 2"  
height 4 ½ " dia. It has been exciting to  
explore shapes and colors.





## Instant Gallery (cont'd)

Warren Gerber



These "umbrella ornaments" are inspired by an article in the December 2020 American Woodturner magazine by Kurt Wolff-Klammer titled "Turn an Umbrella Ornament". He shows in detail how to make this ornament that looks "airy and light weight", as he describes it, and is supposed to look like an umbrella. These are made from buckthorn.



- Vintage picture of an old tradition of people eating cake after someone blows air from their mouth onto it

Circa: 2019 B.C. (Before  
Coronavirus)



# Ask A Turner

Charlie Prokop

Fellow turners;

After our Zoom discussion on finishes, I completed a UFO project and applied a Watco tung oil finish that I cut with mineral spirits, 2 parts tung oil, 1 part mineral spirits. Watco tung oil already contains mineral spirits so I essentially added more. I was pleased with the drying speed and the soft sheen after 3-4 coats. I did wet sand between coats with 1500 grit. I had no puddling or streaks so overall, the suggestion from Steve was a good one.

I have 2 more finishes to test. OSOMO hard wax oil and Odies Oil. I will report back with observations and pictures.







## Tuesday Turners Tune-Up

All the attendees at the December 15 Zoom Tuesday Turners Tune-Up by Mike Hunter were automatically contestants in a drawing for a completed Raffan Style Box.



**And the winner is . . .  
Greg Ford. Congrats,  
Greg**



## Bob Jensen's Wood For Sale Proceeds to the Family

Sale will be at Bob Jensen's Shop  
Wed. Dec. 30th 2020 - **Final Sale**

Need to Sign Up using the Calendar on the MWA website.  
<https://www.mnwoodturners.com/calendar/>

**Sale Location: Bob Jensen's Shop**

**140 Rickard Rd NE  
Fridley MN 55432**

We want to go with 2 groups, one at 10am (10am Group is Full)  
and the last at 11am (11am Group still has openings)

Wednesday Dec 30, 2020.

The cost would be \$25 you will be able to pick 10 pieces of wood.  
(Probably will be more depending on how many sign up.) Group  
size will be 10 due to the size of Bob's shop and covid. If a  
person picks a smaller piece they can pick another smaller one to  
make up the difference. All the wood is between 6 and 13 inches  
in diameter.

Lastly, we may have some the equipment and tools available.

Questions Email Bob Meyer about equipment and tool sales.  
[rjmbobco@comcast.net](mailto:rjmbobco@comcast.net)

We will have a credit card reader on sight for additional  
payments. The proceeds will go to Bob Jensen's family and there  
plans are to donate some of the proceeds to MWA Club.



It was cloudy the night of December 21st, so we couldn't see the conjunction of Jupiter and Saturn. The next evening, December 22, I was able to get a photo about 5:30 pm of Jupiter and four of its moons (Calisto, Ganymede, Io and Europa) with Saturn on the right.



# Doug Johannsen



Exposure data: Nikon D800, 36.3 megapixel full frame. 80-400 Nikkor lens at 400mm, ISO 800, f 7.1, 1/2 sec exposure. Set on a tripod, mirror up to reduce vibration. Shot in RAW and processed in photoshop. Cropped and enlarged quite a bit

Jupiter was about 552 million miles away so light from it took 49 minutes to get here. Saturn was about 1 billion miles away so light from it took about 89 minutes to arrive. Saturn and Jupiter were about 456 million miles apart at the time the photo was taken. Since the light originated from the sun, it first had to travel 474 million miles (42 minutes) to get to Jupiter before being reflected to earth (from the sun to Jupiter to earth – 1.2 billion miles in 91 minutes). For sunlight to reach Saturn it had to travel 926 million miles (83 minutes) before being reflected to earth (from the sun to Saturn to earth – almost 2 billion miles in 172 minutes – or nearly 3 hours). That light had been travelling a long time before it got to earth! It takes a mere 8 minutes and 20 seconds for direct light from the sun to reach earth.





# Todd Williams

In his article, "Double Helix," from the December 2011 issue of *American Woodturner*, Todd Williams describes how he uses multi-axis turning to produce spirals on a candleholder. He says there are many variations that can be made to the design. Experiment and have fun.

[Click here for a direct link to the article.](#)



Linda Ferber alerted me to an article by our member, Todd Williams, cited in the current AAW magazine that was originally in the magazine in 2011. Congratulations, Todd.



# New Project In The Works



Linda Ferber, Mike Hunter and Dick Hicks out shopping. There's a new project in the works.



# Maple Burl & Others

Call me about a 4 ft. long maple burl and others at 763-441-4086.

John Enstrom



# Tools By MWA Member, Don Schlais

As a retired machinist, I have been making my own lathe bowl turning tools for a few years now. I have some standard sizes as examples; both full size tools and small pen/detail sizes as well.



In the past I have brought some of my home-made lathe tools to the Saturday meeting and showed them at the table in front. I could make a standard tool handle with the wood I have on hand but could also make a handle to the desires of a customer to make it a 'custom' job.



# Tools By MWA Member, Don Schlais



I have handles in various lengths and wood combinations. All have an aluminum insert epoxied in. Threaded into the aluminum is a brass fitting that holds the M42 tool steel cutter that is ground to a 3-sided point. I also can make a small round or square front mini scraper. What I am offering are detail type lathe chisels. I can make handles of any reasonable length and diameter. Custom orders are welcome

You can contact me directly at my email; [d.schlais@yahoo.com](mailto:d.schlais@yahoo.com)  
I have 3 sizes to choose from: 1/4 inch tool diameter at \$50.  
The 3/8 and 1/2 inch tool diameters are \$55.

In 2019, Stratford Festival staged a performance of the musical Billy Eliot solely for trainee service dogs being taught how to sit quietly through a live performance.



The audiences at performances I attend usually aren't so well behaved





# Tolly Gauges



From Newsletter #39, Joe Zwirn will coordinate orders for the Tolly Gauges

Johnny says the set of three Tolly gauges are only \$25.00 each plus shipping. If you get a request for 10-or-more I will pay for the packing and shipping. That is the very best that I can do as I make these at the rock bottom price as it is. I do NOT have a business per se and only sell these by word of mouth to help other woodturners such as yourself.

So, if you would like a set of 3 of these Tolly gauges, contact Joe Zwirn as soon as you can. DECEMBER 30<sup>TH</sup> IS THE LAST DAY JOE WILL TAKE ORDERS.

Joe Zwirn

Email: [joezathome@msn.com](mailto:joezathome@msn.com)

Bulletin Board Continued on next page







## Box Elder Will Be Available


Would anyone be interested in a box elder tree? I am going to have the tree taken down due to a lightning strike. I would love to have it become a turner's dream rather than all just a pile of firewood. I currently plan on having the tree harvested in January.

You or an interested party can reach me by email or phone.

[rjbauer7@gmail.com](mailto:rjbauer7@gmail.com)

612 508 5442

The tree is in my front yard at 15014 Gleason Lake Drive, Plymouth, MN 55447  
Bob Bauer







Pres. Lee Luebke

## WOOD SEALER

At this time sealer is available from:

Lee Luebke, Corcoran MN, [lguebke@comcast.net](mailto:lguebke@comcast.net)

Julie Abbott, Eden Prairie MN, [JulieAbbott@EdinaRealty.com](mailto:JulieAbbott@EdinaRealty.com)

Bob Meyer, Lino Lakes MN, [rjmbobco@comcast.net](mailto:rjmbobco@comcast.net)

Steve Mages, Minnetonka, [smages@juno.com](mailto:smages@juno.com)

Paul Laes, Cottage Grove, [Woodforfun@hotmail.com](mailto:Woodforfun@hotmail.com)

I am looking for others to sell sealer throughout the metro area.

Bring plastic jugs if you have them.

Sealer \$10.00 gallon.



We need heavy duty plastic jugs for dispensing sealer.

If you have any gallon containers, we could sure use them. It would be best if you could bring your empty containers to be filled.

The club now has a chip card reader so you can pay Lee Luebke by credit card or cash. Each gallon is still \$10.

Anyone wanting to sell sealer can buy a quantity from me if you like or take some gallons and sell them to members and send the money to Treasurer Mark Debe.

Lee Luebke, President MWA, 612-419-8743






Please send items for the Bulletin Board to: [mdrprof@gmail.com](mailto:mdrprof@gmail.com)

As a group which cannot meet in person, we'd like to keep up with our friends and hear about awards, shows, family news (weddings, accomplishments of children and grandchildren), retirements, hospital stays, illnesses, book recommendations, website recommendations and anything else you would normally talk about in person at MWA or Sub-Group meetings. All of these and more are possibilities for the Bulletin Board. We're not seeing our MWA friends face-to-face, but we still need to stay in touch.





12/9 © 2017 Maria Scrivan Dist. by Tribune Content Agency, LLC.



# Lathe Contact List

The MWA Newsletter is presenting a list of members who would be happy to give you pros & cons and experiences with the lathes they own or with which they have had experience. This list is being updated every week as more members are contacting me saying they'd be happy to be listed. If you would be willing to have your name and email address listed under the type of lathe(s) you have, please contact me .

LATHE	Member	Email address
Bonnie Klein Mini 12x18	Linda Ferber	<a href="mailto:lindajaneferber@gmail.com">lindajaneferber@gmail.com</a>
Craftsman Professional	Steve Mages	<a href="mailto:smages@juno.com">smages@juno.com</a>
Delta mid size 12"	Randall Thompson	<a href="mailto:thomp013@umn.edu">thomp013@umn.edu</a>
Delta mid size 12"	Dan Larson	<a href="mailto:dhjlar@comcast.net">dhjlar@comcast.net</a>
Delta midi	Bob Meyer	<a href="mailto:rjmbobco@comcast.net">rjmbobco@comcast.net</a>
Delta midi	Joe Zwirn	<a href="mailto:joezathome@msn.com">joezathome@msn.com</a>
Grizzley G 0733	Martin Young	<a href="mailto:martin.clay.young@gmail.com">martin.clay.young@gmail.com</a>
Harbor Freight(Central Machinery 10x18)	Rusty Ogren	<a href="mailto:rick.Ogren@consolidated.com">rick.Ogren@consolidated.com</a>
Jet 1015	James Zangl	<a href="mailto:james.zangl@gmail.com">james.zangl@gmail.com</a>
Jet 12/21	Lee Luebke	<a href="mailto:lguebke@comcast.net">lguebke@comcast.net</a>
Jet 14x42	Rusty Ogren	<a href="mailto:Rick.Ogren@consolidated.com">Rick.Ogren@consolidated.com</a>
Jet 1640	Joe Zwirn	<a href="mailto:joezathome@msn.com">joezathome@msn.com</a>
Jet 1642 EVS	Jenny Trice	<a href="mailto:jennytrice@aol.com">jennytrice@aol.com</a>
Jet 1642 1.5 hp	Greg Just	<a href="mailto:woodturner07@gmail.com">woodturner07@gmail.com</a>
Jet JML 10/14 Mini	Neil Robinette	<a href="mailto:northsideturners41@gmail.com">northsideturners41@gmail.com</a>
Jet JWL - 1220VS	John Campbell	<a href="mailto:campbell.jn@gmail.com">campbell.jn@gmail.com</a>





## Lathe Contact List (cont'd)

Laguna 12/16	Lee Luebke	<a href="mailto:lgluebke@comcast.net">lgluebke@comcast.net</a>
Laguna 18/36	Jay Schulz	<a href="mailto:jayschulz@comcast.net">jayschulz@comcast.net</a>
Laguna 18/36	Dan Larson	<a href="mailto:dhjlar@comcast.net">dhjlar@comcast.net</a>
Laguna 18/36	Lee Luebke	<a href="mailto:lgluebke@comcast.net">lgluebke@comcast.net</a>
Laguna 18/36	Mike Lucido	<a href="mailto:mike.s.lucido@gmail.com">mike.s.lucido@gmail.com</a>
Laguna Revo 18/36 220v	John Campbell	<a href="mailto:campbell.jn@gmail.com">campbell.jn@gmail.com</a>
Laguna Revo 18/36 220v	Neil Robinette	<a href="mailto:northsideturners41@gmail.com">northsideturners41@gmail.com</a>
NOVA 3000	James Zangl	<a href="mailto:james.zangl@gmail.com">james.zangl@gmail.com</a>
Nova Comet II	Rolf Krogstad	<a href="mailto:rolf.krogstad@gmail.com">rolf.krogstad@gmail.com</a>
Nova Comet II	Mike Anderson	<a href="mailto:manderson4700@comcast.net">manderson4700@comcast.net</a>
NOVA DVR 16"	Dan Larson	<a href="mailto:dhjlar@comcast.net">dhjlar@comcast.net</a>
NOVA DVR 16"	Joe Zwirn	<a href="mailto:ioezathome@msn.com">ioezathome@msn.com</a>
NOVA DVR XP	Bill Szydlo	<a href="mailto:szymlo.bill@gmail.com">szymlo.bill@gmail.com</a>
NOVA DVR XP 16"	Chuck Shreffler	<a href="mailto:cshreffler@outlook.com">cshreffler@outlook.com</a>
Oneway 2036	Dick Zawacki	<a href="mailto:dickzawacki@gmail.com">dickzawacki@gmail.com</a>
Powermatic 2014	Steve Legvold	<a href="mailto:stevelegvold@gmail.com">stevelegvold@gmail.com</a>
Powermatic 2520B	Steve Mages	<a href="mailto:smages@juno.com">smages@juno.com</a>
Powermatic 3520B	Todd Williams	<a href="mailto:toddwilli@comcast.net">toddwilli@comcast.net</a>
Powermatic 3520B	Steve McLoon	<a href="mailto:s.c.mcloon@gmail.com">s.c.mcloon@gmail.com</a>
Powermatic 3520C	Reid zimmerman	<a href="mailto:reidazimmerman@gmail.com">reidazimmerman@gmail.com</a>
Powermatic 3520C	Dan Ernst	<a href="mailto:piloto1@comcast.net">piloto1@comcast.net</a>
Powermatic 4224B	Dan Larson	<a href="mailto:dhjlar@comcast.net">dhjlar@comcast.net</a>
Powermatic 45	Todd Williams	<a href="mailto:toddwilli@comcast.net">toddwilli@comcast.net</a>
Robust Liberty	Jim Jacobs	<a href="mailto:woodmanmn@aol.com">woodmanmn@aol.com</a>
Robust Liberty	Warren Gerber	<a href="mailto:xlwalleye@gmail.com">xlwalleye@gmail.com</a>
Robust Sweet 16	Linda Ferber	<a href="mailto:lindajaneferber@gmail.com">lindajaneferber@gmail.com</a>
Robust Sweet 16	Bob Meyer	<a href="mailto:rjmbobco@comcast.net">rjmbobco@comcast.net</a>
Shopsmith	Martin Young	<a href="mailto:martin.clay.young@gmail.com">martin.clay.young@gmail.com</a>
Vicmarc VL 300	Lee Tourtelotte	<a href="mailto:leetourtelotte@icloud.com">leetourtelotte@icloud.com</a>



## Member Help Line

The club has organized a "Member Help Line", the purpose of which is to answer questions/give advice and help educate our membership. Even though it is more difficult during the Covid-19 social distancing time to help people in home workshops, there are still ways to help each other with woodturning questions/problems. The volunteers can help via email, telephone, Zoom, some personal contact using social distancing and masks, and probably other ways we haven't tried yet.

Maybe you're a beginner looking for advice on what to buy.

Maybe you have questions on chucking.

Maybe you have sharpening questions.

The volunteers listed on the next page are more than happy to help. Some have listed areas in which they feel more comfortable, but all will help with your woodturning question.

We would like more members to volunteer for our Member Help Line. If you would like to be "on call" please contact Mike Rohrer at [mdrprof@gmail.com](mailto:mdrprof@gmail.com) with your phone #, email address, area where you live, areas you'd be willing to help with, and your name will be added to the list.



# Member Help Line

Mike Rohrer	612-276-9556	<a href="mailto:mdrprof@gmail.com">mdrprof@gmail.com</a>	bowls, boxes	South Mpls
Steve Miller	715 821-8726	<a href="mailto:ssmiller920@gmail.com">ssmiller920@gmail.com</a>	all types, light on segmenting	River Falls, WI
Lee Tourtelotte	612-670-1874	<a href="mailto:leetourtelotte@icloud.com">leetourtelotte@icloud.com</a>	all types, beginner, advanced	South Mpls
Warren Gerber	651 403 2883	<a href="mailto:xlwalleye@gmail.com">xlwalleye@gmail.com</a>	Bowls	Mendota Heights
Jim Jacobs	651-497-1309	<a href="mailto:woodmanmn@aol.com">woodmanmn@aol.com</a>	beginner/advanced, segmenting, skews	Hastings
Dick Zawacki	507-744-5748	<a href="mailto:dickzawacki@gmail.com">dickzawacki@gmail.com</a>	general, bowls, wood carving	Northfield
Mike Lucido	651-738-2551	<a href="mailto:mike.s.lucido@gmail.com">mike.s.lucido@gmail.com</a>	general woodturning	Woodbury
Bill Campbell	715-338-2634	<a href="mailto:wm.e.campbell@uwrf.edu">wm.e.campbell@uwrf.edu</a>	general woodturning	River Falls, WI
Mark Kelliher	651-636-8678	<a href="mailto:markandkathy007@comcast.net">markandkathy007@comcast.net</a>	general woodturning	Arden Hills
Todd Williams	651-274-4658	<a href="mailto:toddwilli@comcast.net">toddwilli@comcast.net</a>	general woodturning	Lake Elmo
Bob Meyer	651-483-6187	<a href="mailto:rjmbobco@comcast.net">rjmbobco@comcast.net</a>	bowls, ornaments, sharpening, gen'l.	Lino Lakes
Dick Hicks		<a href="mailto:rbhicks@rbhicks.com">rbhicks@rbhicks.com</a>	platters, spindle work, bowls	Zoom from shop
Steve Mages	952-544-5286	<a href="mailto:smages@juno.com">smages@juno.com</a>	general woodturning	Minnetonka
Neil Robinette	763-639-1085	<a href="mailto:northsideturners1@gmail.com">northsideturners1@gmail.com</a>	sharpening, tool control, turning vs budget	Brooklyn Park
Andy Levesque	651-769-4070 TEXT	<a href="mailto:andy.m.levesque@gmail.com">andy.m.levesque@gmail.com</a>	resin/epoxy casting, hybrid turning, vacuum stabilizing, CNC & laser engraving	Lindstrom
Rusty Ogren	612-990-4857	<a href="mailto:rustywoodsart@gmail.com">rustywoodsart@gmail.com</a>	resin questions, crack filling	Plymouth
Dan Ernst	651-280-7484	<a href="mailto:pilot01@comcast.com">pilot01@comcast.com</a>	coring, wing bowls, bowls, gen'l turning	Maplewood, St Paul
Bill Szydlo	651-206-5547	<a href="mailto:szydlo.bill@gmail.com">szydlo.bill@gmail.com</a>	segmenting, sharpening, gen'l turning	Northfield, MN
James Zangl	6541-645-4696	<a href="mailto:james.zangl@gmail.com">james.zangl@gmail.com</a>	bowls, hollow forms, vases, pens, etc	St Paul -Hamline area
Joe Zwirn	612-619-4793	<a href="mailto:joezathome@msn.com">joezathome@msn.com</a>	segmenting, general woodturning	Brooklyn Center
Mark Palma	612-991-7733	<a href="mailto:marksworkshop@gmail.com">marksworkshop@gmail.com</a>	finishing & color	Lanesboro



## MWA Demonstrations Since July 2017

<u>Newsletter</u>	<u>Demo</u>	<u>Demonstrator</u>
July 2017	Hollowing for Embellishment	Gary Mrozek
Aug 2017	Turning & Decorating a Platter	Jeff Luedloff
Sep 2017	Bowl Coring	Neil Robinette
Oct 2017	Traditional Platter, Viking Bowl	Glenn Lucas
Oct 2017	Natural Edge Bowl	Bob Meyer
Nov 2017	From Tree to Bowl	Dan Larson
Dec 2017	Turning Ornaments	Jim Jacobs
Jan 2018	Making a Pendant	Alan & Lauren Zenreich
Feb 2018	Spindle Turning/Milk Paint	Linda Ferber
Mar 2018	Chain Saw Safety & Techniques	Steve Hagen
Apr 2018	Lidded Boxes	Steve McLoon
May 2018	Hollow Forms & Platters	Trent Bosch
	Platters & Bowls	Mike Mahoney
June 2018	Travel Mug	Greg Just
July 2018	Log Preparation & Sawmill	John Enstrom
Aug 2018	Squarish Platter	Mike Hunter
Sep 2018	Pens	Ed Mielech & Rick
Aug 2018		
Oct 2018	Safe & Comfortable Turning	Eric Lofstrom
Nov 2018	Finishing	Mark Palma
Dec 2018	Finials	Steve McLoon
	Lefse Sticks	Jim Jacobs
	A Shop	Todd Williams
	Handles	Tim Heil
Jan 2019	Scandinavian Inspired Bowls	Dan Larson
Feb 2019	Segmented Turning	Curt Theobold
Mar 2019	Peppermills	Tom Sciple
Apr 2019	3-Legged Stool	Keith Gotschall
May 2019	Baby Rattle with Captive Rings	Gary Mrozek
June 2019	Spheres & Embellishments	Steve McLoon
July 2019	Wood-Mizer Portable Sawmill	John Enstrom
Aug 2019	Finial Box	Cindy Drozda
Sep 2019	Spalting	Seri Robinson
Oct 2019	Rings True to Life	Phil Holtan
Nov 2019	Be More Creative	Beth Ireland

<u>Newsletter</u>	<u>Demo</u>	<u>Demonstrator</u>
Dec 2019	Holiday Ornament	Bob Meyer & Mike
Hunter		
Jan 2020	3-Pointed Vase/Box	Tom Sciple
Feb 2020	Long-stem Natural Edge Vessel	Rudy Lopez
Mar 2020	Hollow Form	Lyle Jamieson
May 2020	Shop/Multiple Topics	Mike Mahoney
Mini # 11	Bowl Turning. Part 1	Dan Larson
Mini # 12	Bowl Turning. Part 2	Dan Larson
Mini # 13	Christmas Bell Ornament	Robin Costelle
Mini # 13	Irish (Glenn Lucas) Platter	Dick Hicks
Mini #15	Log Processing Center	Lee Tourtelotte/Dan Larson
Mini #16	Coring	Dan Larson/Dan Ernst
Mini #17	Wing Bowl	Dan Ernst
Mini #18	Finials	Dick Hicks
Mini #19	Natural Edge Bowl	Bob Meyer
Mini #20	End Grain Platter	Dan Larson
Mini #21	Michael Mode Style Bowl	Lee Tourtelotte
Mini #22	Super Simple Segmenting	Jim, Jacobs
Mini #23	Turning & Painting a Mushroom	Linda Ferber/Rosanne Gold
Mini #25	Stamping & embossing	Joan Sauvageau
Mini #27	Pepper Mills	Steve Miller
Mini #28	Marking Turnings	Linda Ferber
Mini #29	Texturing, embossing	Mike Peace
Mini #31	Xmas Ornament	Hunter/Meyer
Mini #32	Calabash Bowl	Emiliano Achaval
Mini #34	Bowl Basics, Twice Turned	Sam Angelo
Mini #35	Shop design, arrangement	Mark Palma
Mini #36	Skew Fundamentals	Jim Jacobs
Mini #38	Lidded, beaded bowl	Glenn Lucas
Mini #39	Christmas ornaments, gifts	Dan Larson, Dick Hicks
Mini #40	Richard Raffan style box	Mike Hunter





## Editor's Notes

This is the last newsletter of 2020, but unless something happens to me (such as an urge to spend more time in my shop or to read all the books I got for Christmas) there'll be one next week.

Here's hoping for a saner and safer 2021. Get your vaccination for Covid when your name comes to the top of the list. If we're lucky, the MWA may get to meet in person sometime this year.

Mike Rohrer

Editor

mdrprof@gmail.com

