



Minnesota WoodTurners Association

A LOCAL CHAPTER OF THE AMERICAN ASSOCIATION OF WOODTURNERS



Mini Newsletter No.37

Minnesota Woodturners Association

BOARD MEMBERS

Officers

PRESIDENT Lee Luebke

VICE PRESIDENT AND LIBRARY

Janese Evans

TREASURER Mark Debe

RECORDING SECRETARY

Rosanne Gold

Directors

Reid Zimmerman - 501c3

Coordinator

Marc Paulson

MEMBERSHIP DIRECTOR

Ken Crea

TECHNICAL SUPPORT

Dick Hicks – Audio Visual &
IRD Technical Advisor

Marc Paulson

AAW REPRESENTATIVE & DEMONSTRATIONS

Linda Ferber

OTHER STAFF SUPPORT

Bob Meyer - Group Purchasing


Dan Larson – Classroom & IRD
Coordinator


Mike Hunter – Professional
Demonstrations

Paul Laes – Sales at Meetings

Mike Rohrer - Newsletter

Petrified Wood





Those of you who are turning
Beads of Courage boxes and
would like to get them into the
system, please email Bob at

bobpuetz@yahoo.com



Diane and Bob Puetz direct
this program for the
Minnesota Woodturners
Association.





Making the first helmet (pictured in the previous newsletter) everything went right. The next two failed in every conceivable way. The ones in this group went pretty much as expected. My hollowing technique needs work but I'm always learning. I used my skew for the horns and right off the lathe no sanding was needed! They are about 3.75-4" wide 4.5-5" tall. No, I will not be turning a lifesize helmet; the maximum diameter on my lathe is 9". Also, I know that historically the Vikings did not have horns on their helmets. We are in MN!!!



I had several napkin rings given to me at birth which was probably part of a christening ceremony. My name and date of birth are engraved on the one on the left. Now these little napkin rings can go from storage in the drawer to storage on the display shelf. The wood is honey locust.



This latest turning is mystery wood, finished with wipe-on poly. The texturing is highlighted with walnut ink from my son's girlfriend, and the brass ferrule is from a pipe nipple. I have been busy finishing out my basement, so not a lot of turning has been going on.



Oak with cherry segmented rim, 8 $\frac{3}{4}$ " x 2 $\frac{3}{4}$ ", wipe-on poly



Instant Gallery (cont'd)

Mike Rohrer



Walnut, all about 5 ½" x 3 ½ ".
Finished with dark paste wax.
Thanks to Jay Schulz for the
walnut.



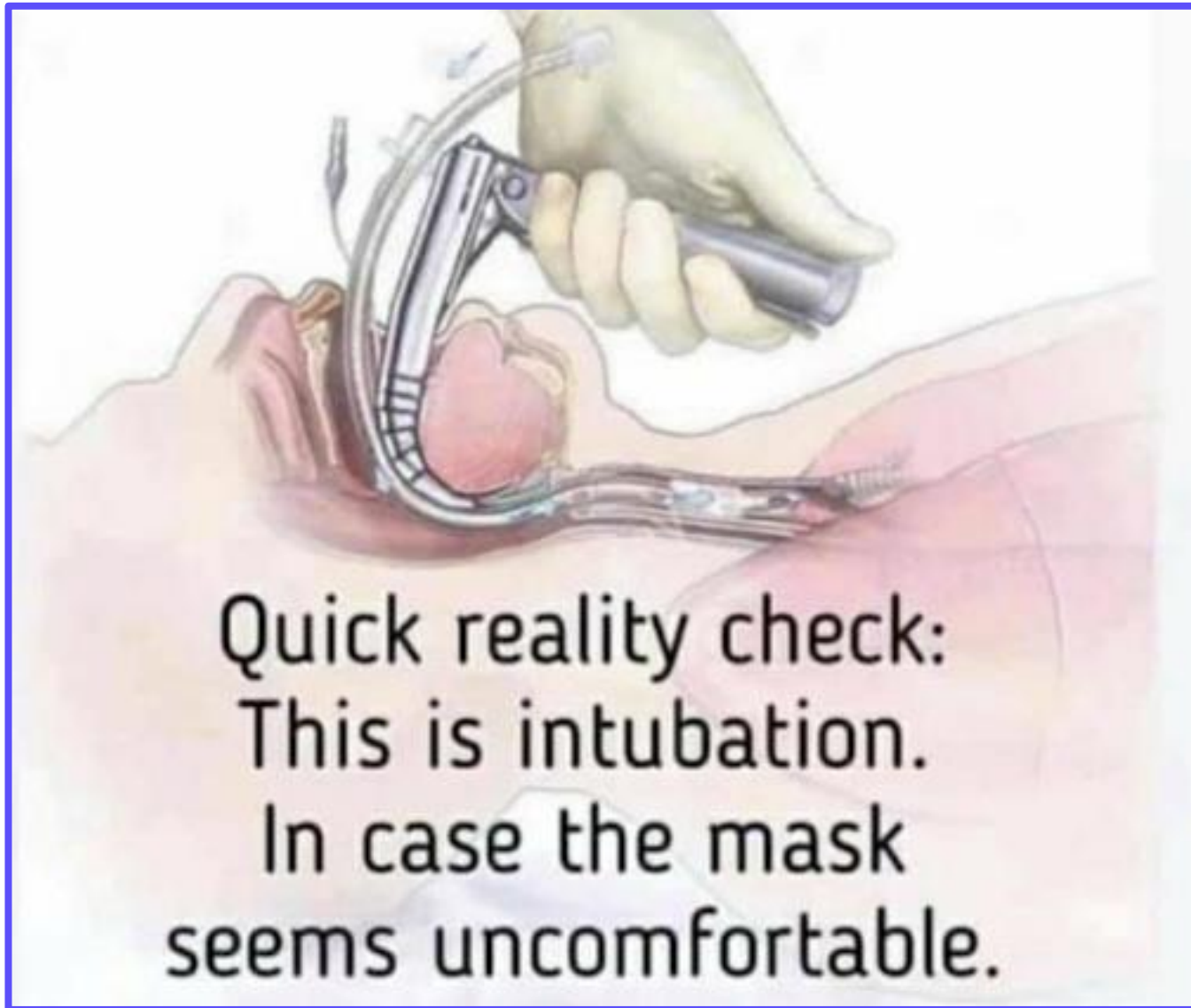
Instant Gallery (cont'd)

Mike Rohrer



Buckthorn, 4 ½" x 3 ¼".
Lacquer. Thanks to Jay Schulz
for the buckthorn.





Quick reality check:
This is intubation.
In case the mask
seems uncomfortable.

An update on **Arden Griep** from Lee Tourtelotte



It was about a year ago that Arden was diagnosed with serious pancreatic cancer. He immediately underwent chemotherapy and began taking some powerful drugs to try to counteract the cancer. He was therefore forced to cancel his normal wintering last year in Arizona for the first time in many years to begin the chemotherapy.

About a month ago, Arden said he was going down the stairs in his Prior Lake home and he passed out as a result of the powerful drugs and chemotherapy that he was taking. He fell down the stairway, breaking his hip. He had surgery and received 3 metal pins to reconstruct the broken hip. He is still in quite a bit of pain from the hip surgery, that he said now exceeds the discomfort of his chemotherapy.

But, with all of that, he is looking forward to making the trip to Arizona this year, leaving on December 5th. He said Arizona has a clinic from which he can more conveniently continue his rehabilitation, that is just two blocks from his Phoenix winter home.

I have known Arden for nearly 70 years. In high school, Arden was a gymnastics high bar champion at Minneapolis Roosevelt in 1957 and since then, an expert downhill skiing enthusiast. The Griep family of 7 moved into our neighborhood back in 1953. Arden is the older brother, by 2 years, of one of my lifetime friends.

An update on **Arden Griep**. from Lee Tourtelotte (cont'd)

I knew for quite some years that Arden, although very reserved, was an accomplished painter. I didn't know much about his later formed interest in woodturning. His significant segmenting skills that he had developed remained unknown to me until his brother mentioned about 10 years ago of his "unusual woodturning" work. So, about 8 or 9 years ago I suggested to Arden that he might really enjoy joining our MWA club. He joined soon after attending a meeting, which he said he thoroughly enjoyed. He also soon became a regular at Mike Hunter's Hamburger Club and Jim Jacobs' SE Metro splinter group meetings.



I believe Arden was somewhat of a catalyst for many more members getting very interested in trying and making segmented turned bowls. Arden began his woodturning primarily with 100% segmented work, a difficult starting point, being immediately influenced by the important books written by Ray Allen and Malcolm Tibbetts.




An update on **Arden Griep**
from Lee Tourtelotte
(cont'd)

When Arden first joined the club, he regularly brought in, nearly every meeting, a new, beautifully created, segmented turned bowl and frequently won the monthly Member Challenge. Arden told me he has not been able to turn this past year or take in our Zoom demo meetings or even stay up to date with the mini newsletters due to his difficult chemotherapy.

I have since followed up with his wife, June, and found that she has a new email address. It appears that they have not been getting any club Zoom or newsletter notifications lately because of their changed email address. If any members would like to email Arden, and wish him well during his challenging road to recovery, which I know he would enjoy, here is his new email address: jgriep@nuveramail.net



FREE



Could someone use some U-Tube, 2'x2' fluorescent light fixtures for their shop? I have FOUR to give away if anyone wants them. The U-tube, 2'x2' size allows for more light directly over a needed work area, i.e. a lathe, bandsaw, grinder, etc.

Contact Lee Tourtelotte:

leetourtelotte@icloud.com



FREE



Bandsaw

Delta/Rockwell 28-200, 1 Hp, 14"

The bandsaw is located in Afton, MN and its new owner will have to pick it up

Jay Schulz is helping a friend get this big bandsaw a new home.

Contact Jay at:
651-398-0717 (cell#, pls leave a message if I don't pick up. I'll get back to you promptly)
jfschulz@comcast.net



Pres. Lee Luebke

WOOD SEALER

At this time sealer is available from:

Lee Luebke, Corcoran MN, lguebke@comcast.net

Julie Abbott, Eden Prairie MN, JulieAbbott@EdinaRealty.com

Bob Meyer, Lino Lakes MN, rjmbobco@comcast.net

Steve Mages, Minnetonka, smages@juno.com

I am looking for others to sell sealer throughout the metro area.

Bring plastic jugs if you have them.

Sealer \$10.00 gallon.



We need heavy duty plastic jugs for dispensing sealer.

If you have any gallon containers, we could sure use them. It would be best if you could bring your empty containers to be filled.

The club now has a chip card reader so you can pay Lee Luebke by credit card or cash. Each gallon is still \$10.

Anyone wanting to sell sealer can buy a quantity from me if you like or take some gallons and sell them to members and send the money to Treasurer Mark Debe.

Lee Luebke, President MWA, 612-419-8743





Lee Tourtelotte came up with another good idea concerning our membership.

Hospital stays, illnesses, awards, shows, family news (weddings, accomplishments of children and grandchildren), retirements, book recommendations, website recommendations, are all possibilities for the Bulletin Board. We're not seeing our MWA friends face-to-face, but we still need to stay in touch.

Send items for the Bulletin Board to: mdrprof@gmail.com



Lathe Contact List

The MWA Newsletter is presenting a list of members who would be happy to give you pros & cons and experiences with the lathes they own or with which they have had experience. This list is being updated every week as more members are contacting me saying they'd be happy to be listed. If you would be willing to have your name and email address listed under the type of lathe(s) you have, please contact me .

LATHE	Member	Email address
Bonnie Klein Mini 12x18	Linda Ferber	lindajaneferber@gmail.com
Delta mid size 12"	Randall Thompson	thomp013@umn.edu
Delta mid size 12"	Dan Larson	dhjlar@comcast.net
Delta midi	Bob Meyer	rjmbobco@comcast.net
Grizzley G 0733	Martin Young	martin.clay.young@gmail.com
Harbor Freight (Central Machinery)	Rusty Ogren	Rick.Ogren@consolidated.com
Jet 1015	James Zangl	james.zangl@gmail.com
Jet 12/21	Lee Luebke	lguebke@comcast.net
Jet 14x42	Rusty Ogren	Rick.Ogren@consolidated.com
Jet 1642 EVS	Jenny Trice	jennytrice@aol.com
Jet 1642 1.5 hp	Greg Just	woodturner07@gmail.com
Jet JWL - 1220VS	John Campbell	campbell.jn@gmail.com
Laguna 12/16	Lee Luebke	lguebke@comcast.net
Laguna 18/36	Jay Schulz	jayschulz@comcast.net
Laguna 18/36	Dan Larson	dhjlar@comcast.net
Laguna 18/36	Lee Luebke	lguebke@comcast.net
Laguna Revo 18/36 220v	John Campbell	campbell.jn@gmail.com
Nova Comet II	Rolf Krogstad	rolf.krogstad@gmail.com
NOVA DVR 16"	Dan Larson	dhjlar@comcast.net
NOVA DVR 16"	James Zangl	james.zangl@gmail.com



Lathe Contact List

LATHE	Member	Email address
Oneway 1224	Mark Palma	marksworkshop@gmail.com
Oneway 2036	Dick Zawacki	dickzawacki@gmail.com
Oneway 2436	Mark Palma	marksworkshop@gmail.com
Powermatic 2014	Steve Legvold	stevelegvold@gmail.com
Powermatic 2020 w/18" bed extension	Greg Ford	agford@comcast.net
Powermatic 3520B	Todd Williams	toddwilli@comcast.net
Powermatic 3520c	Reid zimmerman	reidazimmerman@gmail.com
Powermatic 4224B	Dan Larson	dhjlar@comcast.net
Powermatic 45	Todd Williams	toddwilli@comcast.net
Robust Liberty	Jim Jacobs	woodmanmn@aol.com
Robust Sweet 16	Linda Ferber	lindajaneferber@gmail.com
Robust Sweet 16	Bob Meyer	rjmbobco@comcast.net
Shopsmith	Martin Young	martin.clay.young@gmail.com
Vicmarc VL 300	Lee Tourtelotte	leetourtelotte@icloud.com





www.lunarbaboon.com



Member Help Line

The club has organized a "Member Help Line", the purpose of which is to answer questions/give advice and help educate our membership. Even though it is more difficult during the Covid-19 social distancing time to help people in home workshops, there are still ways to help each other with woodturning questions/problems. The volunteers can help via email, telephone, Zoom, some personal contact using social distancing and masks, and probably other ways we haven't tried yet.

Maybe you're a beginner looking for advice on what to buy.

Maybe you have questions on chucking.

Maybe you have sharpening questions.

The volunteers listed on the next page are more than happy to help. Some have listed areas in which they feel more comfortable, but all will help with your woodturning question.

We would like more members to volunteer for our Member Help Line. If you would like to be "on call" please contact Mike Rohrer at mdrprof@gmail.com with your phone #, email address, area where you live, areas you'd be willing to help with, and your name will be added to the list.



Member Help Line

Mike Rohrer	612-276-9556	mdrprof@gmail.com	bowls, boxes	South Mpls
Steve Miller	715 821-8726	ssmiller920@gmail.com	all types, light on segmenting	River Falls, WI
Lee Tourtelotte	612-670-1874	leetourtelotte@icloud.com	all types, beginner, advanced	South Mpls
Warren Gerber	651 403 2883	xlwalleye@gmail.com	Bowls	Mendota Heights
Jim Jacobs	651-497-1309	woodmanmn@aol.com	beginner/advanced, segmenting, skews	Hastings
Dick Zawacki	507-744-5748	dickzawacki@gmail.com	general, bowls, wood carving	Northfield
Mike Lucido	651-738-2551	mike.s.lucido@gmail.com	general woodturning	Woodbury
Bill Campbell	715-338-2634	wm.e.campbell@uwrf.edu	general woodturning	River Falls, WI
Mark Kelliher	651-636-8678	markandkathy007@comcast.net	general woodturning	Arden Hills
Todd Williams	651-274-4658	toddwilli@comcast.net	general woodturning	Lake Elmo
Bob Meyer	651-483-6187	rjmbobco@comcast.net	bowls, ornaments, sharpening, gen'l.	Lino Lakes
Dick Hicks		rbhicks@rbhicks.com	platters, spindle work, bowls	Zoom from shop
Steve Mages	952-544-5286	smages@juno.com	general woodturning	Minnetonka
Neil Robinette	763-639-1085	northsideturners1@gmail.com	sharpening, tool control, turning vs budget	Brooklyn Park
Andy Levesque	651-769-4070 TEXT	andy.m.levesque@gmail.com	resin/epoxy casting, hybrid turning, vacuum stabilizing, CNC & laser engraving	Lindstrom
Rusty Ogren	612-990-4857	rustywoodsart@gmail.com	resin questions, crack filling	Plymouth
Dan Ernst	651-280-7484	pilot01@comcast.com	coring, wing bowls, bowls, gen'l turning	Maplewood, St Paul
Bill Szydlo	651-206-5547	szydlo.bill@gmail.com	segmenting, sharpening, gen'l turning	Northfield, MN
James Zangl	6541-645-4696	james.zangl@gmail.com	bowls, hollow forms, vases, pens, etc	St Paul -Hamline area
Joe Zwirn	612-619-4793	joezathome@msn.com	segmenting, general woodturning	Brooklyn Center
Mark Palma	612-991-7733	marksworkshop@gmail.com	finishing & color	Lanesboro



MWA Demonstrations Since July 2017

<u>Newsletter</u>	<u>Demo</u>	<u>Demonstrator</u>
July 2017	Hollowing for Embellishment	Gary Mrozek
Aug 2017	Turning & Decorating a Platter	Jeff Luedloff
Sep 2017	Bowl Coring	Neil Robinette
Oct 2017	Traditional Platter, Viking Bowl	Glenn Lucas
Oct 2017	Natural Edge Bowl	Bob Meyer
Nov 2017	From Tree to Bowl	Dan Larson
Dec 2017	Turning Ornaments	Jim Jacobs
Jan 2018	Making a Pendant	Alan & Lauren Zenreich
Feb 2018	Spindle Turning/Milk Paint	Linda Ferber
Mar 2018	Chain Saw Safety & Techniques	Steve Hagen
Apr 2018	Lidded Boxes	Steve McLoon
May 2018	Hollow Forms & Platters	Trent Bosch
	Platters & Bowls	Mike Mahoney
June 2018	Travel Mug	Greg Just
July 2018	Log Preparation & Sawmill	John Enstrom
Aug 2018	Squarish Platter	Mike Hunter
Sep 2018	Pens	Ed Mielech & Rick
Aug 2018		
Oct 2018	Safe & Comfortable Turning	Eric Lofstrom
Nov 2018	Finishing	Mark Palma
Dec 2018	Finials	Steve McLoon
	Lefse Sticks	Jim Jacobs
	A Shop	Todd Williams
	Handles	Tim Heil
Jan 2019	Scandinavian Inspired Bowls	Dan Larson
Feb 2019	Segmented Turning	Curt Theobold
Mar 2019	Peppermills	Tom Sciple
Apr 2019	3-Legged Stool	Keith Gotschall
May 2019	Baby Rattle with Captive Rings	Gary Mrozek
June 2019	Spheres & Embellishments	Steve McLoon
July 2019	Wood-Mizer Portable Sawmill	John Enstrom
Aug 2019	Finial Box	Cindy Drozda
Sep 2019	Spalting	Seri Robinson
Oct 2019	Rings True to Life	Phil Holtan
Nov 2019	Be More Creative	Beth Ireland

<u>Newsletter</u>	<u>Demo</u>	<u>Demonstrator</u>
Dec 2019	Holiday Ornament	Bob Meyer & Mike
Hunter		
Jan 2020	3-Pointed Vase/Box	Tom Sciple
Feb 2020	Long-stem Natural Edge Vessel	Rudy Lopez
Mar 2020	Hollow Form	Lyle Jamieson
May 2020	Shop/Multiple Topics	Mike Mahoney
Mini # 11	Bowl Turning. Part 1	Dan Larson
Mini # 12	Bowl Turning. Part 2	Dan Larson
Mini # 13	Christmas Bell Ornament	Robin Costelle
Mini # 13	Irish (Glenn Lucas) Platter	Dick Hicks
Mini #15	Log Processing Center	Lee Tourtelotte/Dan Larson
Mini #16	Coring	Dan Larson/Dan Ernst
Mini #17	Wing Bowl	Dan Ernst
Mini #18	Finials	Dick Hicks
Mini #19	Natural Edge Bowl	Bob Meyer
Mini #20	End Grain Platter	Dan Larson
Mini #21	Michael Mode Style Bowl	Lee Tourtelotte
Mini #22	Super Simple Segmenting	Jim, Jacobs
Mini #23	Turning & Painting a Mushroom	Linda Ferber/Rosanne Gold
Mini #25	Stamping & embossing	Joan Sauvageau
Mini #27	Pepper Mills	Steve Miller
Mini #28	Marking Turnings	Linda Ferber
Mini #29	Texturing, embossing	Mike Peace
Mini #31	Xmas Ornament	Hunter/Meyer
Mini #32	Calabash Bowl	Emiliano Achaval
Mini #34	Bowl Basics, Twice Turned	Sam Angelo
Mini #35	Shop design, arrangement	Mark Palma
Mini #36	Skew Fundamentals	Jim Jacobs



Editor's Notes

Tune in to the MWA December meeting on Zoom. We're fortunate to have Glenn Lucas at 9am on Saturday, December 5.

Please send me pictures of what you're turning. The rest of us don't expect museum quality pieces or perfection, we'd just like to see what you're doing. I'm sure most of the gals and guys in the MWA are turning more than I am; take a pic with your phone and send it to the email below.

I'm definitely enjoying classes and demos that I'm seeing on Zoom from Trent Bosch (Virtual Woodturning) and his guests, Glenn Lucas, the AAW and Pat Carroll in Ireland.

Mike Rohrer, Editor
mdrprof@gmail.com

