

# Minnesota WoodTurners Association

A LOCAL CHAPTER OF THE AMERICAN ASSOCIATION OF WOODTURNERS


**AAW** | AMERICAN ASSOCIATION  
OF WOODTURNERS

Mini Newsletter No.31



WEATHER APPS WE  
COULD REALLY USE





Those of you who are turning  
Beads of Courage boxes and  
would like to get them into the  
system, please email Bob at

[bobpuetz@yahoo.com](mailto:bobpuetz@yahoo.com)



Diane and Bob Puetz direct  
this program for the  
Minnesota Woodturners  
Association.





After recording Mike Hunter doing an upcoming Turners Tuesday Tune-Up (December 15th) I just had to try these Richard Raffan inspired boxes myself. The boxes are 5" in diameter and about 4" high . . . and a lot of fun. Everyone should tune in for Mike's demo December 15th!



Here's a photo taken after the morning rain. The drop of water acts like a "fisheye" lens. I was facing south-south-east and the drop shows the sun projected in the lower right from its actual position in the sky to the upper left at about a 45° angle. The water, sunlight and chlorophyll in this Black Hills spruce needle will eventually be transformed into wood for someone to turn.



## Instant Gallery (cont'd)

Steve Legvold



I joined the guild in January and bought a PM 2014 lathe. The variable speed has made turning much more convenient compared with my old Jet 1014. I am continually working on the quality of cuts and sharpening techniques.

I had some 3-year-old walnut from a neighbor's tree that was fun to turn. Dan's Kentucky coffee wood bowl shows some interesting figure. Jay Schultz gave me some basswood that has some texture that I really like. The birch bowls are my very first turnings on which I made many of my early mistakes.

Thanks to all who have participated in making the Tuesday Tune-Ups.

Mike Rohrer's newsletters are both entertaining and an excellent way to stay connected.



## Instant Gallery (cont'd)

Jay Schulz



The cribbage board is a “toss around” travel board acceptable for Duluth Pack treatment. I made it for my best friend and canoe partner. We’ve been paddling together since 1993 and next week is his 60<sup>th</sup> birthday





7" partially segmented vase.  
Cherry, redwood, mahogany, leopardwood, Peruvian walnut, and U.S. walnut. Finished with Mahoney's walnut oil.



## **Tuesday Turners Tune-Up**

Mike Hunter & Bob Meyer

Christmas Ornament with Finial

# **TUESDAY TURNER'S TUNE UP - ORNAMENTS**





## Tuesday Turners Tune-Up (cont'd)

Mike Hunter & Bob Meyer




Examples of ornaments with finials



Making a cylinder of a piece of Spectraply.  
Mike's using a Hunter tool (surprise, surprise!)



Shaping the globe



Forstner bit for setting the depth



## Tuesday Turners Tune-Up (cont'd)

Mike Hunter & Bob Meyer



Hollowing with the "back" tool



Measuring the wall thickness



Narrowing the neck




Polishing with what Mike calls "wood scrubber" wax, wax with a fine abrasive






## Tuesday Turners Tune-Up (cont'd)



Mike Hunter & Bob Meyer



Clever way of removing the neck; use a forstner bit JUST bigger than the neck diameter



Bob Meyer shows the tools he'll use to make the finial



A standard, simple finial





Standard finials



Starting with small cuts on the tip end



The "icicle" end



Moving down to work on the shaft



Starting to shape the onion





Sanding the onion



Forming the base cove



Sanding the base



Polishing with Yorkshire Grit

## Tuesday Turners Tune-Up (cont'd)

Mike Hunter & Bob Meyer



Polished finial



Parting the finial CAREFULLY



Starting the cap from the area from which the finial was just parted



## Tuesday Turners Tune-Up (cont'd)

Mike Hunter & Bob Meyer



The FINISHED Ornament!

**Thank you, Mike and Bob for an excellent demo. Some members will surely try an ornament for this year's Christmas decorations.**



Bob finished the Tuesday Turners Tune-Up by showing how to make the base and bend the wire hanger using the chuck as a form





# Tuesday Turners Tune-Ups & Demos during the Covid shutdown will be archived on the MWA website

Step 1: Log into the MWA website home page


Pres. Lee Luebke is archiving the Tuesday Turners Tune-Ups and other demonstrations on the MWA website



Step 2: Under MWA Chapter, click on BLOG cartoon



Step 3 : Under ARCHIVE, click on which video you'd like to see







MWA member Linda Ferber will be interviewed on an Irish program on October 25. See below and check the web address for details.  
Congratulations, Linda!

## **Meet the Woodturner**

25th of October. 7pm Irish Time. Our next guest is the talented Linda Ferber. Join in for an insight into Linda's woodturning career.

For more info, email [meetthewoodturner@gmail.com](mailto:meetthewoodturner@gmail.com) if you have not already subscribed to this "FREE" event.

A very nice announcement of the interview can be found at:  
<https://youtu.be/Wku351LlvIk>



# EXHIBIT SERIES @



INTROSPECTION:  
CONNECTION TO PAST AND FUTURE SELF

OPENING RECEPTION: FREE! NOVEMBER 8, 5:00 - 6:30 P.M.

EXHIBIT RUNS NOVEMBER 8, 2020 - JANUARY 21, 2021



COVER ART: CHRIS PRICE, BRENDA LYSENG, JAMIE WEINFURTER, AND MAUREEN RATH

[WWW.ARTWORKSEAGAN.ORG](http://WWW.ARTWORKSEAGAN.ORG)



# Retiree Mental Fitness Evaluation

Because many of us in the MWA are retired or of retirement age, the MWA Newsletter, as a public service, is presenting this Mental Fitness Evaluation that you can take in the privacy of your home.

## Retiree Mental Fitness Evaluation

This test is to ascertain your mental state now. If you get one right you are doing ok, if you get none right you better go for counseling. (*I'll meet you there.*)

There are 4 test questions. Don't miss one.

### Giraffe Test



1. How do you put a giraffe into a refrigerator? Stop and think about it and decide on your answer before you scroll down.





## Retiree Mental Fitness Evaluation (cont'd)

**The correct answer:** Open the refrigerator, put in the giraffe, and close the door. This question tests whether you tend to do simple things in an overly complicated way.

### **Elephant Test**

2. How do you put an elephant into a refrigerator?



## Retiree Mental Fitness Evaluation (cont'd)

Did you say, Open the refrigerator, put in the elephant, and close the refrigerator? **Wrong** Answer.

**Correct Answer:** Open the refrigerator, take out the giraffe, put in the elephant and close the door. This tests your ability to think through the repercussions of your previous actions.

### Lion King Test

3. The Lion King is hosting an Animal Conference. All the animals attend ... except one. Which animal does not attend?



## Retiree Mental Fitness Evaluation (cont'd)

**Correct Answer:** The Elephant. The elephant is in the refrigerator. You just put him in there. This tests your memory.

Okay, even if you did not answer the first three questions correctly, you still have one more chance to show your true abilities.

### Crocodile Test

4. There is a river you must cross but it is used by crocodiles, and



you do not have a boat. How do you manage it?



## Retiree Mental Fitness Evaluation (cont'd)

**Correct Answer:** You jump into the river and swim across. Haven't you been lis-ten-ing? All the crocodiles are attending the Animal Conference. This tests whether you learn quickly from your mistakes.

**According to Anderson Consulting Worldwide**, around 90% of the Retirees they tested got all questions wrong, but many preschoolers got several correct answers. Anderson Consulting says this conclusively proves the theory that most Retirees do not have the brains of a four-year-old.

Thanks to Fred Schmoll, who thought we'd enjoy this and maybe one member would get one answer correct.





## Lathe Contact List

Lee Tourtelotte came up with a good idea concerning lathes. Obviously, lathes are our most expensive woodturning tool. Every year numerous MWA members want to up-grade their lathe and new members are sometimes buying their first lathe. When we've narrowed it down to a few lathes, it would be nice to talk to someone who has a lathe in which we were interested so we could talk to them about it and hear the pros and cons. Lee suggested we come up with a list of lathes and owners so members could contact an owner or two of the XXXXX lathe to help in this large purchase. I have begun a list (page 27) of members who would be happy to give you pros & cons and experiences with the lathes they own or with which they have had experience.

If you would be willing to have your name and email address listed under the type of lathe(s) you have, please contact me . I'll be posting the lathe list in the newsletter.

On the next page there's a letter from a member regarding the lathe purchase issue:



## Lathe Contact List (cont'd)

The lathe owner's list is a good idea. During the past year I have been considering a new lathe. I have spoken with club members, posted on various forums and have spoken to distributors. Even after all that it is still a confusing situation.

First, the price range. My goal is to spend between \$3500 and \$4500 so the larger Oneways and Robusts are not something I'm interested in. When comparing features, it quickly becomes apparent that you are basically comparing apples to oranges. The list goes on and on when you factor in weight, construction, headstock bearings, warranty and customer service.

Frequently I have wished the MWA would have some type of online forum where members could post questions and find answers. This would be especially helpful when it comes to lathes. During my investigation I contacted the local stores and asked if they could provide me names of lathe owners that I could contact but they stated it wasn't allowed by company policy.

I think it's a great idea to list the different types of lathes along with the owner's contact info. This list would be sorted by lathe type. Then, if a member is looking for specific advice, they could simply contact one or more of the owners of the lathe in which they're interested for more details.

The first lathe owner's list is on the next page. Contact me if you're willing to be added to the list.

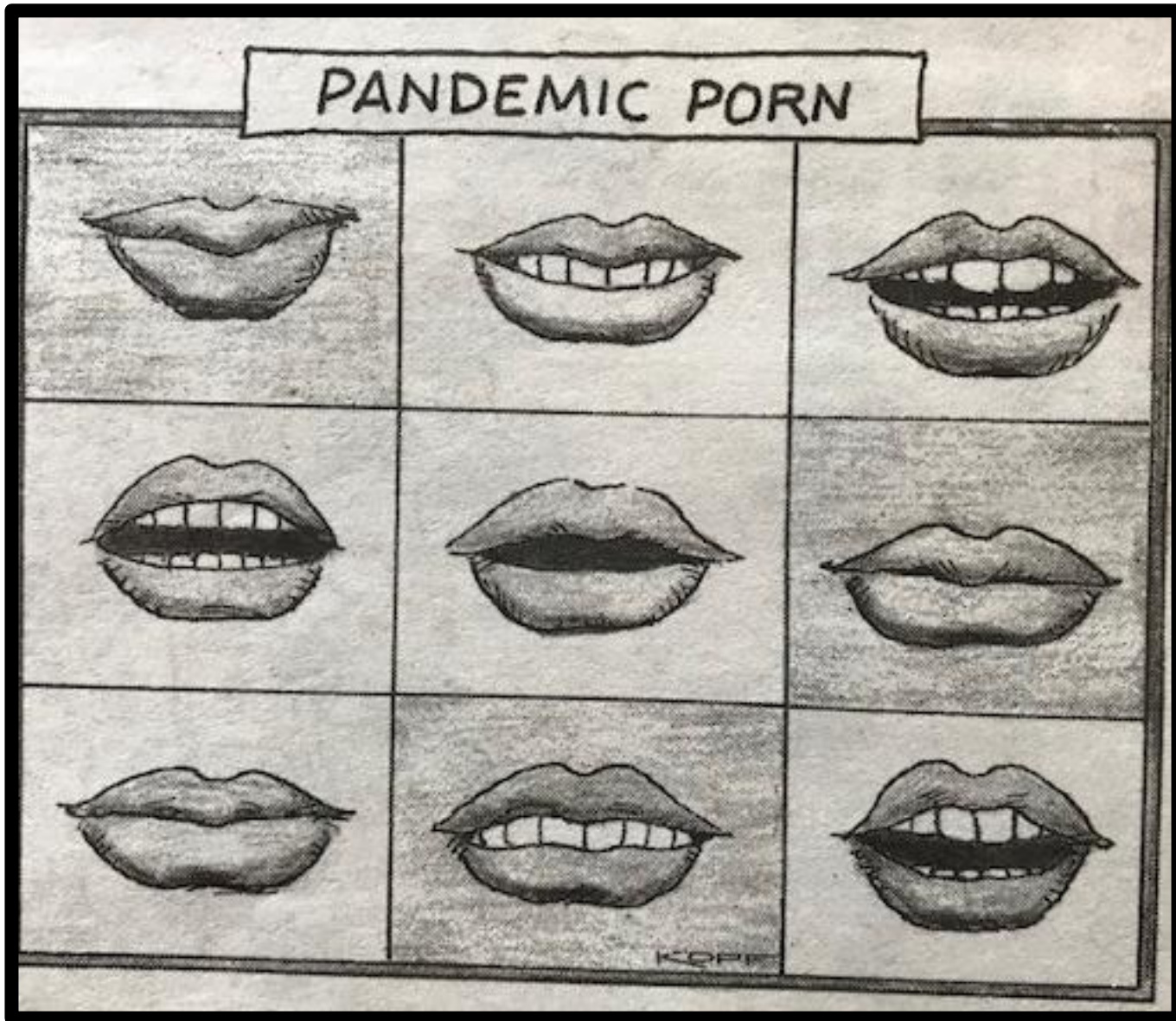


## Lathe Contact List

LATHE	Member	Email address
Bonnie Klein Mini 12x18	Linda Ferber	<a href="mailto:lindajaneferber@gmail.com">lindajaneferber@gmail.com</a>
Grizzly G 0733	Martin Young	<a href="mailto:martin.clay.young@gmail.com">martin.clay.young@gmail.com</a>
Delta mid size 12"	Randall Thompson	<a href="mailto:thomp013@umn.edu">thomp013@umn.edu</a>
Delta mid size 12"	Dan Larson	<a href="mailto:dhjar@comcast.net">dhjar@comcast.net</a>
Delta midi	Bob Meyer	<a href="mailto:rjmbobco@comcast.net">rjmbobco@comcast.net</a>
Harbor Freight(Central Machinery 10x18)	Rusty Ogren	<a href="mailto:rick.Ogren@consolidated.com">rick.Ogren@consolidated.com</a>
Jet 1015	James Zangl	<a href="mailto:james.zangl@gmail.com">james.zangl@gmail.com</a>
Jet 12/21	Lee Luebke	<a href="mailto:lguebke@comcast.net">lguebke@comcast.net</a>
Jet 14x42	Rusty Ogren	<a href="mailto:Rick.Ogren@consolidated.com">Rick.Ogren@consolidated.com</a>
Jet 1642 EVS	Jenny Trice	<a href="mailto:jennytrice@aol.com">jennytrice@aol.com</a>
Jet 1642 1.5 hp	Greg Just	<a href="mailto:woodturner07@gmail.com">woodturner07@gmail.com</a>
Jet JML 10/14 Mini	Neil Robinette	<a href="mailto:northsideturners41@gmail.com">northsideturners41@gmail.com</a>
Jet JWJ - 1220VS	John Campbell	<a href="mailto:campbell.jn@gmail.com">campbell.jn@gmail.com</a>
Laguna 12/16	Lee Luebke	<a href="mailto:lguebke@comcast.net">lguebke@comcast.net</a>
Laguna 18/36	Jay Schulz	<a href="mailto:jayschulz@comcast.net">jayschulz@comcast.net</a>
Laguna 18/36	Dan Larson	<a href="mailto:dhjar@comcast.net">dhjar@comcast.net</a>
Laguna 18/36	Lee Luebke	<a href="mailto:lguebke@comcast.net">lguebke@comcast.net</a>
Laguna 18/36	Mike Lucido	<a href="mailto:mike.s.lucido@gmail.com">mike.s.lucido@gmail.com</a>
Laguna Revo 18/36 220v	John Campbell	<a href="mailto:campbell.jn@gmail.com">campbell.jn@gmail.com</a>
Laguna Revo 18/36 220v	Neil Robinette	<a href="mailto:northsideturners41@gmail.com">northsideturners41@gmail.com</a>
Nova Comet II	Rolf Krogstad	<a href="mailto:rolf.krogstad@gmail.com">rolf.krogstad@gmail.com</a>
NOVA DVR 16"	Dan Larson	<a href="mailto:dhjar@comcast.net">dhjar@comcast.net</a>
NOVA DVR 16"	James Zangl	<a href="mailto:james.zangl@gmail.com">james.zangl@gmail.com</a>
NOVA DVR XP	Bill Szydlo	<a href="mailto:szymlo.bill@gmail.com">szymlo.bill@gmail.com</a>
Oneway 2036	Dick Zawacki	<a href="mailto:dickzawacki@gmail.com">dickzawacki@gmail.com</a>
Powermatic 2014	Steve Legvold	<a href="mailto:stevelegvold@gmail.com">stevelegvold@gmail.com</a>
Powermatic 3520B	Todd Williams	<a href="mailto:toddwilli@comcast.net">toddwilli@comcast.net</a>
Powermatic 3520B (C now)	Steve McLoon	<a href="mailto:s.c.mcloon@gmail.com">s.c.mcloon@gmail.com</a>
Powermatic 3520c	Reid zimmerman	<a href="mailto:reidazimmerman@gmail.com">reidazimmerman@gmail.com</a>
Powermatic 4224B	Dan Larson	<a href="mailto:dhjar@comcast.net">dhjar@comcast.net</a>
Powermatic 45	Todd Williams	<a href="mailto:toddwilli@comcast.net">toddwilli@comcast.net</a>
Robust Liberty	Jim Jacobs	<a href="mailto:woodmanmn@aol.com">woodmanmn@aol.com</a>
Robust Liberty	Warren Gerber	<a href="mailto:xlwalleye@gmail.com">xlwalleye@gmail.com</a>
Robust Sweet 16	Linda Ferber	<a href="mailto:lindajaneferber@gmail.com">lindajaneferber@gmail.com</a>
Robust Sweet 16	Bob Meyer	<a href="mailto:rjmbobco@comcast.net">rjmbobco@comcast.net</a>
Shopsmith	Martin Young	<a href="mailto:martin.clay.young@gmail.com">martin.clay.young@gmail.com</a>
Vicmarc VL 300	Lee Tourtelotte	<a href="mailto:leetourtelotte@icloud.com">leetourtelotte@icloud.com</a>







# Member Help Line

The club has organized a "Member Help Line", the purpose of which is to answer questions/give advice and help educate our membership. Even though it is more difficult during the Covid-19 social distancing time to help people in home workshops, there are still ways to help each other with woodturning questions/problems. The volunteers can help via email, telephone, Zoom, some personal contact using social distancing and masks, and probably other ways we haven't tried yet.

Maybe you're a beginner looking for advice on what to buy.

Maybe you have questions on chucking.

Maybe you have sharpening questions.

The volunteers listed on the next page are more than happy to help. Some have listed areas in which they feel more comfortable, but all will help with your woodturning question.

We would like more members to volunteer for our Member Help Line. If you would like to be "on call" please contact Mike Rohrer at [mdrprof@gmail.com](mailto:mdrprof@gmail.com) with your phone #, email address, area where you live, areas you'd be willing to help with, and your name will be added to the list.



# Member Help Line

<u>Name</u>	<u>Phone</u>	<u>Email</u>	<u>Areas of Turning</u>	<u>Location</u>
Mike Rohrer	612-276-9556	<a href="mailto:mdrprof@gmail.com">mdrprof@gmail.com</a>	bowls, boxes	South Mpls
Steve Miller	715 821-8726	<a href="mailto:ssmiller920@gmail.com">ssmiller920@gmail.com</a>	all types, light on segmenting	River Falls, WI
Lee Tourtelotte	612-670-1874	<a href="mailto:leetourtelotte@icloud.com">leetourtelotte@icloud.com</a>	all types, beginner, advanced	South Mpls
Warren Gerber	651 403 2883	<a href="mailto:xlwalleye@gmail.com">xlwalleye@gmail.com</a>	Bowls	Mendota Heights
Jim Jacobs	651-497-1309	<a href="mailto:woodmanmn@aol.com">woodmanmn@aol.com</a>	beginner/advanced, segmenting, skews	Hastings
Dick Zawacki	507-744-5748	<a href="mailto:dickzawacki@gmail.com">dickzawacki@gmail.com</a>	general, bowls, wood carving	Northfield
Mike Lucido	651-738-2551	<a href="mailto:mike.s.lucido@gmail.com">mike.s.lucido@gmail.com</a>	general woodturning	Woodbury
Bill Campbell	715-338-2634	<a href="mailto:wm.e.campbell@uwrf.edu">wm.e.campbell@uwrf.edu</a>	general woodturning	River Falls, WI
Mark Kelliher	651-636-8678	<a href="mailto:markandkathy007@comcast.net">markandkathy007@comcast.net</a>	general woodturning	Arden Hills
Todd Williams	651-274-4658	<a href="mailto:toddwilli@comcast.net">toddwilli@comcast.net</a>	general woodturning	Lake Elmo
Bob Meyer	651-483-6187	<a href="mailto:rjmbobco@comcast.net">rjmbobco@comcast.net</a>	bowls, ornaments, sharpening, gen'l.	Lino Lakes
Dick Hicks		<a href="mailto:rbhicks@rbhicks.com">rbhicks@rbhicks.com</a>	platters, spindle work, bowls	Zoom from shop
Steve Mages	952-544-5286	<a href="mailto:smages@juno.com">smages@juno.com</a>	general woodturning	Minnetonka
Neil Robinette	763-639-1085	<a href="mailto:northsideturners1@gmail.com">northsideturners1@gmail.com</a>	sharpening, tool control, turning vs budget	Brooklyn Park
Andy Levesque	651-769-4070 TEXT	<a href="mailto:andy.m.levesque@gmail.com">andy.m.levesque@gmail.com</a>	resin/epoxy casting, hybrid turning, vacuum stabilizing, CNC & laser engraving	Lindstrom
Rusty Ogren	612-990-4857	<a href="mailto:rustywoodsart@gmail.com">rustywoodsart@gmail.com</a>	resin questions, crack filling	Plymouth
Dan Ernst	651-280-7484	<a href="mailto:pilot01@comcast.com">pilot01@comcast.com</a>	coring, wing bowls, bowls, gen'l turning	Maplewood, St Paul
Bill Szydlo	651-206-5547	<a href="mailto:szydlo.bill@gmail.com">szydlo.bill@gmail.com</a>	segmenting, sharpening, gen'l turning	Northfield, MN
James Zangl	6541-645-4696	<a href="mailto:james.zangl@gmail.com">james.zangl@gmail.com</a>	bowls, hollow forms, vases, pens, etc	St Paul -Hamline area



# Nominations for upcoming November Elections of Officers and Directors

At the October 3<sup>rd</sup>, 2020 monthly Zoom meeting no additional member nominations for officers and directors for the board were offered. Elections of candidates will be at the November 7<sup>th</sup>, 2020 monthly Zoom meeting.

These Officers and Board Directors nominated and willing to serve another term.

**Eligible for election and nominated to serve another term:**

*President : Lee Luebke*

*Secretary: Rosanne Gold*

*Director: Neil Robinette*

*Director: Dan Ernst*

Elections will be conducted at the November 7<sup>th</sup>, 2020 meeting with those newly elected directors assuming duties on the first day of January 2021. Election will be by a simple majority of votes cast by the membership present at the November meeting.





# MWA Demonstrations Since July 2017

<u>Newsletter</u>	<u>Demo</u>	<u>Demonstrator</u>
July 2017	Hollowing for Embellishment	Gary Mrozek
Aug 2017	Turning & Decorating a Platter	Jeff Luedloff
Sep 2017	Bowl Coring	Neil Robinette
Oct 2017	Traditional Platter, Viking Bowl	Glenn Lucas
Oct 2017	Natural Edge Bowl	Bob Meyer
Nov 2017	From Tree to Bowl	Dan Larson
Dec 2017	Turning Ornaments	Jim Jacobs
Jan 2018	Making a Pendant	Alan & Lauren Zenreich
Feb 2018	Spindle Turning/Milk Paint	Linda Ferber
Mar 2018	Chain Saw Safety & Techniques	Steve Hagen
Apr 2018	Lidded Boxes	Steve McLoon
May 2018	Hollow Forms & Platters	Trent Bosch
	Platters & Bowls	Mike Mahoney
June 2018	Travel Mug	Greg Just
July 2018	Log Preparation & Sawmill	John Enstrom
Aug 2018	Squarish Platter	Mike Hunter
Sep 2018	Pens	Ed Mielech & Rick Auge
Oct 2018	Safe & Comfortable Turning	Eric Lofstrom
Nov 2018	Finishing	Mark Palma
Dec 2018	Finials	Steve McLoon
	Lefse Sticks	Jim Jacobs
	A Shop	Todd Williams
	Handles	Tim Heil
Jan 2019	Scandinavian Inspired Bowls	Dan Larson
Feb 2019	Segmented Turning	Curt Theobald
Mar 2019	Peppermills	Tom Sciple
Apr 2019	3-Legged Stool	Keith Gotschall
May 2019	Baby Rattle with Captive Rings	Gary Mrozek
June 2019	Spheres & Embellishments	Steve McLoon
July 2019	Wood-Mizer Portable Sawmill	John Enstrom
Aug 2019	Finial Box	Cindy Drozda

<u>Newsletter</u>	<u>Demo</u>	<u>Demonstrator</u>
Sep 2019	Spalting	Seri Robinson
Oct 2019	Rings True to Life	Phil Holtan
Nov 2019	Be More Creative	Beth Ireland
Dec 2019	Holiday Ornament	Bob Meyer & Mike
Hunter		
Jan 2020	3-Pointed Vase/Box	Tom Sciple
Feb 2020	Long-stem Natural Edge Vessel	Rudy Lopez
Mar 2020	Hollow Form	Lyle Jamieson
May 2020	Shop/Multiple Topics	Mike Mahoney
Mini # 11	Bowl Turning. Part 1	Dan Larson
Mini # 12	Bowl Turning. Part 2	Dan Larson
Mini # 13	Christmas Bell Ornament	Robin Costelle
Mini # 13	Irish (Glenn Lucas) Platter	Dick Hicks
Mini #15	Log Processing Center	Lee Tourtelotte/Dan Larson
Mini #16	Coring	Dan Larson/Dan Ernst
Mini #17	Wing Bowl	Dan Ernst
Mini #18	Finials	Dick Hicks
Mini #19	Natural Edge Bowl	Bob Meyer
Mini #20	End Grain Platter	Dan Larson
Mini #21	Michael Mode Style Bowl	Lee Tourtelotte
Mini #22	Super Simple Segmenting	Jim, Jacobs
Mini #23	Turning & Painting a Mushroom	Linda Ferber/Rosanne Gold
Mini #25	Stamping & embossing	Joan Sauvageau
Mini #27	Pepper Mills	Steve Miller
Mini #28	Marking Turnings	Linda Ferber
Mini #29	Texturing, embossing	Mike Peace
Mini #31	Xmas Ornament	Hunter/Meyer



## Editor's Notes

Way to make me feel old!

There's a grandfather in our neighborhood who pushes a cute grandson in his stroller around our neighborhood every evening about the same time as we take our after-dinner walk. We see them almost daily. He doesn't look really old, but he definitely looks to me like a grandfather taking his grandson for a walk.

The other night on our walk, I was wearing my Tecumseh High School varsity jacket with the big, orange "T" on the chest, quite proud that I weigh the same as I did in the 11th grade when I got the jacket, so it fits well. As we approached grandpa and grandson, he said, "Say, that's a really nice-looking jacket." Then as we passed and he could see the numerals of my graduation year on my sleeve, he yelled out, "Geez! Sixty-two! I was BORN in sixty-four!"

The November Virtual MWA meeting will be at 9:00 AM Saturday, Nov. 7.

Keep safe, keep turning, keep helping to prevent the spread of the Covid-19 virus.

Mike Rohrer, Editor, MWA Newsletter

