


Minnesota WoodTurners Association

A LOCAL CHAPTER OF THE AMERICAN ASSOCIATION OF WOODTURNERS

AAW | AMERICAN ASSOCIATION
OF WOODTURNERS

Mini Newsletter No.28



American Gothic in the Time of Covid-19



Instant Gallery

Charlie Prokop



2 pics to share of a bowl I made from the slabs I cut from the cherry log that I shared in my "demo".
12" wide 5 " deep, cherry with padauk and Peruvian walnut.





Rainbow bowl for my 6 yr old granddaughter. Bottom is purpleheart; then blue pine; yellow poplar (not as green as I'd hoped); yellow heart; honey locust; bloodwood. The bowl started out at 8" but the Purpleheart I used just splintered off at first so ended up 6.5" diameter 3"deep. Different densities of the various woods challenged me plus the end grain.

Instant Gallery (cont'd)

Bill Campbell



A friend gave me some loud box elder. I turned the shallowest bowl wet; you see the result. I double turned the others



Here's a segmented piece I recently finished. It's made from ash that I milled from a log along with walnut and maple. It measures 5.25" wide and 5.5" high. The finish is Danish Oil



If you are an American,
your heritage is either
Native American,
slave, refugee
or immigrant.

That's it.



Timber Harvest

Mike Hunter

A friend has a cabin on Big Island in Lake Minnetonka. The tree was on a neighbor's property and was taken down about 5 years ago and just left on the ground. The neighbors just wanted the tree to be cut up and disposed of. This tree is an old growth hard maple that is estimated to be about 300 years old.



Steve Mages and Bill Yaeger are starting on the tree. A "sidewalk superintendent" offered some advice.



Timber Harvest

Mike Hunter

On later trips Dick Hicks came out to help. Jeff Luedloff was also on this wood harvesting trip but apparently, I did not get a picture of him.




Cross-cut of this old tree



Timber Harvest

Mike Hunter

Quite a few boards were harvested. A lot of the wood has been taken off the island and delivered to Lee Luebke for the wood raffle. For the next wood raffle, there should be many bowl and platter blanks available.



Beautiful spalting



The project is not finished, but it is getting close

HIGHLIGHTS from MWA "Tuesday Tune-Up"

Marking Turnings

September 22, 2020

Linda Ferber

Mark making
with power



Carving and burning marks on your work with Linda Ferber



HIGHLIGHTS from MWA
"Tuesday Tune-Up"

Sept. 22, 2020

Linda Ferber



Dan Larson introduces
the Tuesday Turners
Tune-Up demonstrator,
Linda Ferber



Linda gives the plan for the day's
demo, which will include machine
carving and woodburning



HIGHLIGHTS from MWA "Tuesday Tune-Up"

Sept. 22, 2020

Linda Ferber

"It's not what you look at that matters it's what you see"

~Henry David Thoreau

*"To pay attention, this is our
endless and proper work."*

~Mary Oliver



Linda believes you can get your inspiration for woodturning design from many sources, not just other woodturnings



She says that getting inspiration from nature does not require good drawing skills



HIGHLIGHTS from MWA "Tuesday Tune-Up"

Sept. 22, 2020


Linda Ferber



A grouping of tools, bits and woodburning accessories for "making marks"



An example of carving in layers



Linda prefers sharpening her pencils with sandpaper rather than a pencil sharpener



Sharpening a woodburning skew tip



HIGHLIGHTS from MWA "Tuesday Tune-Up"

Sept. 22, 2020


Linda Ferber



Cup cutters can be sharpened



You can sharpen burs, but usually they are just discarded



Linda's favorite burs



HIGHLIGHTS from MWA "Tuesday Tune-Up"

Sept. 22, 2020

Linda Ferber



Linda likes to keep her burs organized in holders with magnets in the bottom



These burs are called "ball cutters"



Ball cutters can make lines and various other marks




Linda demonstrated making a flower





Linda showed how to make small sandpaper pieces that will fit on the end of a mandrel or angled sticks





Woodburning



Linda demonstrated making leaves
with different woodburning tips

HIGHLIGHTS from MWA "Tuesday Tune-Up"

Sept. 22, 2020

Linda Ferber



Examples of various flowers



Thanks, Linda. You showed us many ways we can get involved with "marking" what we make to embellish the turned objects





Pres. Lee Luebke reminded us that all of our demos are being recorded and as soon as he edits them, they are placed on our website.

See the next page for a detailed explanation of how to access these demos on the MWA website

Tuesday Turners Tune-Ups & Demos during the Covid shutdown will be archived on the MWA website

Step 1: Log into the MWA website home page

Pres. Lee Luebke is archiving the Tuesday Turners Tune-Ups and other demonstrations on the MWA website



Step 2: Under MWA Chapter, click on BLOG cartoon



Step 3 : Under ARCHIVE, click on which video you'd like to see



When the Covid-19 vaccine is a reality



Nominations for upcoming November Elections of Officers and Directors

At the October 3rd, 2020 monthly Zoom meeting we will have additional member nominations for officers and directors for the board. Elections of candidates will be at the November 7th, 2020 monthly Zoom meeting.

These Officers and Board Directors are willing to serve another term.

Eligible for election and willing to serve another term:

President : Lee Luebke

Secretary: Rosanne Gold

Director: Neil Robinette

Director: Dan Ernst

Any additional nominations for an Officer or Director for the board may be nominated at the October 3rd, 2020 monthly Zoom meeting. The nominated person must be a member in good standing and willing to serve.

Elections will be conducted at the November 7th, 2020 meeting with those newly elected Directors assuming duties on the first day of January 2021. Election will be by a simple majority of votes cast by the membership present at the November meeting.



Member Help Line

The club has organized a "Member Help Line", the purpose of which is to answer questions /give advice and help educate our membership. Even though it is more difficult during the Covid-19 social distancing time to help people in home workshops, there are still ways to help each other with woodturning questions/problems. The volunteers can help via email, telephone, Zoom, some personal contact using social distance and masks, and probably other ways we haven't tried yet.

Maybe you're a beginner looking for advice on what to buy.

Maybe you have questions on chucking.

Maybe you have sharpening questions.

The volunteers listed on the next page are more than happy to help. Some have listed areas in which they feel more comfortable, but all will help with your woodturning question.

We would like more members to volunteer for our Member Help Line. If you would like to be "on call" please contact Mike Rohrer at mdrprof@gmail.com with your phone #, email address, area where you live, areas you'd be willing to help with, and your name will be added to the list.



Member Help Line

<u>Name</u>	<u>Phone</u>	<u>Email</u>	<u>Areas of Turning</u>	<u>Location</u>
Mike Rohrer	612-276-9556	mdrprof@gmail.com	bowls, boxes	South Mpls
Steve Miller	715 821-8726	ssmiller920@gmail.com	all types, light on segmenting	River Falls, WI
Lee Tourtelotte	612-670-1874	leetourtelotte@icloud.com	all types, beginner, advanced	South Mpls
Warren Gerber	651 403 2883	xlwalleye@gmail.com	Bowls	Mendota Heights
Jim Jacobs	651-497-1309	woodmanmn@aol.com	beginner/advanced, segmenting, skews	Hastings
Dick Zawacki	507-744-5748	dickzawacki@gmail.com	general, bowls, wood carving	Northfield
Mike Lucido	651-738-2551	mike.s.lucido@gmail.com	general woodturning	Woodbury
Bill Campbell	715-338-2634	wm.e.campbell@uwrf.edu	general woodturning	River Falls, WI
Mark Kelliher	651-636-8678	markandkathy007@comcast.net	general woodturning	Arden Hills
Todd Williams	651-274-4658	toddwilli@comcast.net	general woodturning	Lake Elmo
Bob Meyer	651-483-6187	rjmbobco@comcast.net	bowls, ornaments, sharpening, gen'l.	Lino Lakes
Dick Hicks		rbhicks@rbhicks.com	platters, spindle work, bowls	Zoom from shop
Steve Mages	952-544-5286	smages@juno.com	general woodturning	Minnetonka
Neil Robinette	763-639-1085	northsideturners1@gmail.com	sharpening, tool control, turning vs budget	Brooklyn Park
Andy Levesque	651-769-4070 TEXT	andy.m.levesque@gmail.com	resin/epoxy casting, hybrid turning, vacuum stabilizing, CNC & laser engraving	Lindstrom
Rusty Ogren	612-990-4857	rustywoodsart@gmail.com	resin questions, crack filling	Plymouth
Dan Ernst	651-280-7484	pilot01@comcast.com	coring, wing bowls, bowls, gen'l turning	Maplewood, St Paul
Bill Szydlo	651-206-5547	szydlo.bill@gmail.com	segmenting, sharpening, gen'l turning	Northfield, MN



MWA Demonstrations Since July 2017

<u>Newsletter</u>	<u>Demo</u>	<u>Demonstrator</u>
July 2017	Hollowing for Embellishment	Gary Mrozek
Aug 2017	Turning & Decorating a Platter	Jeff Luedloff
Sep 2017	Bowl Coring	Neil Robinette
Oct 2017	Traditional Platter, Viking Bowl	Glenn Lucas
Oct 2017	Natural Edge Bowl	Bob Meyer
Nov 2017	From Tree to Bowl	Dan Larson
Dec 2017	Turning Ornaments	Jim Jacobs
Jan 2018	Making a Pendant	Alan & Lauren Zenreich
Feb 2018	Spindle Turning/Milk Paint	Linda Ferber
Mar 2018	Chain Saw Safety & Techniques	Steve Hagen
Apr 2018	Lidded Boxes	Steve McLoon
May 2018	Hollow Forms & Platters	Trent Bosch
	Platters & Bowls	Mike Mahoney
June 2018	Travel Mug	Greg Just
July 2018	Log Preparation & Sawmill	John Enstrom
Aug 2018	Squarish Platter	Mike Hunter
Sep 2018	Pens	Ed Mielech & Rick Auge
Oct 2018	Safe & Comfortable Turning	Eric Lofstrom
Nov 2018	Finishing	Mark Palma
Dec 2018	Finials	Steve McLoon
	Lefse Sticks	Jim Jacobs
	A Shop	Todd Williams
	Handles	Tim Heil
Jan 2019	Scandinavian Inspired Bowls	Dan Larson
Feb 2019	Segmented Turning	Curt Theobald
Mar 2019	Peppermills	Tom Sciple
Apr 2019	3-Legged Stool	Keith Gotschall
May 2019	Baby Rattle with Captive Rings	Gary Mrozek
June 2019	Spheres & Embellishments	Steve McLoon
July 2019	Wood-Mizer Portable Sawmill	John Enstrom
Aug 2019	Finial Box	Cindy Drozda

<u>Newsletter</u>	<u>Demo</u>	<u>Demonstrator</u>
Sep 2019	Spalting	Seri Robinson
Oct 2019	Rings True to Life	Phil Holtan
Nov 2019	Be More Creative	Beth Ireland
Dec 2019	Holiday Ornament	Bob Meyer & Mike
Hunter		
Jan 2020	3-Pointed Vase/Box	Tom Sciple
Feb 2020	Long-stem Natural Edge Vessel	Rudy Lopez
Mar 2020	Hollow Form	Lyle Jamieson
May 2020	Shop/Multiple Topics	Mike Mahoney
Mini # 11	Bowl Turning. Part 1	Dan Larson
Mini # 12	Bowl Turning. Part 2	Dan Larson
Mini # 13	Christmas Bell Ornament	Robin Costelle
Mini # 13	Irish (Glenn Lucas) Platter	Dick Hicks
Mini #15	Log Processing Center	Lee Tourtelotte/Dan Larson
Mini #16	Coring	Dan Larson/Dan Ernst
Mini #17	Wing Bowl	Dan Ernst
Mini #18	Finials	Dick Hicks
Mini #19	Natural Edge Bowl	Bob Meyer
Mini #20	End Grain Platter	Dan Larson
Mini #21	Michael Mode Style Bowl	Lee Tourtelotte
Mini #22	Super Simple Segmenting	Jim, Jacobs
Mini #23	Turning & Painting a Mushroom	Linda Ferber/Rosanne Gold
Mini #25	Stamping & embossing	Joan Sauvageau
Mini #27	Pepper Mills	Steve Miller
Mini #28	Marking Turnings	Linda Ferber



Wood Raffle

Pres. Lee Luebke sent out an email looking for hosts throughout the metro area and wood that is good for the wood raffle.

If you have an area that would accommodate a wood raffle with safe distancing and would be willing to host, please contact Lee.



First Covid era wood raffle



Wanted – To Buy

Looking for a married
woman, recently
cheated on, mad and
scorned, who is willing to
sell her husband's
tools for cheap



For Sale - Cabin



Cabin offered for sale near Hayward, Wisconsin. 350' lakeshore on pristine nature lake, heavily wooded 2.3 acres of hardwood trees. The cabin features a large heated, workshop garage, ideal for any serious woodturning. Assorted woodworking power tools included. Contact Lee Tourtelotte for further details @ 612-670-1874.



Editor's Notes

Please keep sending pictures of your turnings for the Instant Gallery and Tips For Turners.

The SE Metro Sub Group will have a meeting on Thursday, Oct.1 at 7 pm. Contact Jim Jacobs or Warren Gerber if you would like to attend but didn't get an email with the meeting code.

The October Virtual MWA meeting will be at 9:00 AM Saturday, Oct. 3.

Keep safe, keep turning, keep helping to prevent the spread of the Covid-19 virus.

Mike Rohrer, Editor, MWA Newsletter

