



# Minnesota WoodTurners Association

A LOCAL CHAPTER OF THE AMERICAN ASSOCIATION OF WOODTURNERS



Volume 2023 September

No August Meeting  
because of  
unforeseen  
circumstances

Check out the  
archives of all the  
demonstrations  
over many years  
(see page 8)



# In This Issue

## Minnesota Woodturners Association

### BOARD MEMBERS

#### Officers

##### **PRESIDENT**

Charlie Prokop

##### **VICE PRESIDENT AND AAW REPRESENTATIVE & DEMONSTRATIONS**

Linda Ferber

##### **TREASURER**

Mark Debe

##### **RECORDING SECRETARY**

Julie Abbott

#### Directors

Dan Ernst

Janese Evans

Rosanne Gold

Dick Hicks – Class Coordinator

Reid Zimmerman **501c3 Coordinator**

##### **MEMBERSHIP DIRECTOR**

Ken Crea

##### **TECHNICAL SUPPORT**

Janese Evans

Dick Hicks

Dan Larson

Lee Luebke

##### **LIBRARY**

Steve Clark

##### **OTHER STAFF SUPPORT**

Bob Meyer, Janese Evans - Group Purchasing

Dan Larson - Class Coordinator


Mike Hunter – Professional Demonstrations

Paul Laes – Sales at Meetings

Mike Rohrer - Newsletter

Beads of Courage	p. 3
Archives	p. 9
Future Meetings	p. 10
Ask A Turner	p. 12
New Members	p. 16
Tips for Turners	p. 17
Area Group Meetings	p. 23
Bulletin Board	p. 30
Lathe Contact	p. 35
Member Help Line	p. 40
Editor's Notes	p. 42





Al Fletcher's first attempt at a Beads of Courage box



Keep it up, Al!!

Jay Schulz manages the Beads of Courage program for the MWA





Anonymous






Jim  
Robertson






Mateo has Alagille Syndrome, a rare genetic condition that affects multiple organ systems including the heart, liver, kidneys, lungs, bones, brain, eyes, and ears. He has been through a lot in his 9 months of life, and his medical journey will be life-long. The beads of courage program has given Mateo something tangible to see and admire his strength and courage as he grows. The bowl that you all have made and sent to us is such a wonderful gift that means more than you will ever know. What you all do is amazing. We cherish the letter that was sent, the bowl, and the stuffy that was inside.

- >
- > Thank you all so much for being such kind, and thoughtful people.
- > You are making a difference in this world that you cannot even begin to imagine.
- >
- > Thank you again,
- > Mateo and Family





Remember folks, **EVERY** bead is a procedure these kids have gone through



For information about how to participate in our program, contact our MWA member who manages our program, Jay Schulz at [jfschulz@comcast.net](mailto:jfschulz@comcast.net)

Greg Just





**The sign in the coffee shop window said:**

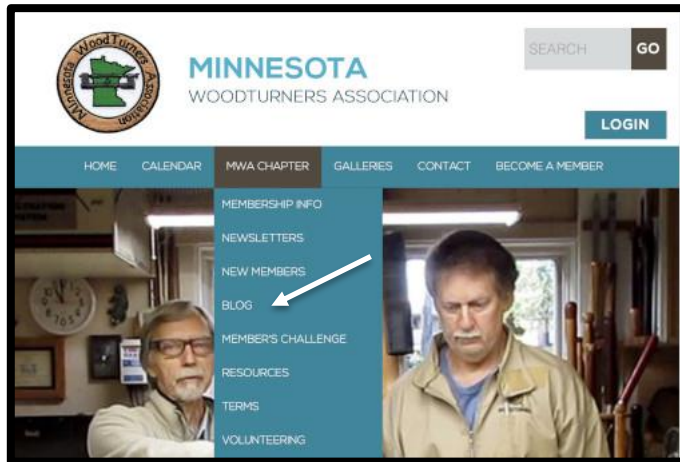
*We don't have WiFi – pretend it's 1973!*

**So, I went in, gave them 10 cents for  
my coffee and lit up a cigarette**





# MWA Archives of Demos & Other Activities



On the Home Page, click on Blog. If this page does not show up, go to:

<https://www.mnwoodturners.com/mwa-chapter/blog/>

## BLOG

*Check out the 2020-2021 and other Archives. We have our Tuesday Turners Tune Up demo posted.*

Navigating through the Blog you will find helpful information like how to build a log processing

## ARCHIVE

- 2023
- 2022
- 2021
- 2020
- 2019

The MWA became quite active in saving demonstrations beginning in 2014. Check out the years archived to find some demos interesting to you

Scroll down and click on the YouTube video that will show you the recorded demonstration





## MWA October MEETING

**In person and zoom**

**October 7**

**Demo starts at 10:00 am**

**Zoom is live at 9:30 am**

**Doors open at 9:00 am**

**Demo – In House and live Zoom with Jeff Luedloff**

**Shape & Form of a Bowl**





## MWA October MEETING (cont'd)

Bring your **“Two-Part Hollow Forms”** for the Member Challenge to the October meeting

**INSTANT GALLERY TURNINGS CAN BE SENT TO EDITOR MIKE ROHRER  
(mdrprof@gmail.com) OR BROUGHT  
TO THE MONTHLY MEETING.**

**MONTHLY CHALLENGE TURNINGS MUST BE BROUGHT TO THE MONTHLY  
MEETING**

**Remember Jeff Koltveit from Woodcraft will be at the meeting  
You can call in an order & Jeff will bring it to the meeting**





# Ask A Turner

I've turned a vessel--6" tall, 5" wide at the top, maybe 3" wide at the bottom—out of heavily spalted maple, part of a piece Gary Egbert gave me (thanks Gary!). I turned it in spindle orientation, so the bottom is all end grain. Plus, the bottom on the inside is very spalted and was hard to reach w/ a tool of sandpaper, therefore is pitted, rough, and ugly. Is there an epoxy or poly I can pour in to make a cleaner, transparent coating over that chippy bottom? I've oiled the vessel w/ Mahoney's walnut oil but plan to poly it after it dries sufficiently.

All suggestions are welcome, except 'scrap it and start over.' It looks pretty good except for the inside bottom.

**Bill Campbell**







## Ask A Turner

The vessel is beautiful and you did a great job. If the base is where most of the pitting has occurred, I would think you could just pour in enough clear epoxy to fill in the pits and provide a smooth bottom. One thought, which might add some interest, would be to mix into the epoxy some brown or black coloring or particles or a mix of the two colors. Crazy idea might be to add some coffee grounds to the epoxy.

Regards,

**Gary Egbert**

Nice looking turned bowl with great spalting! Definitely a keeper! If it is still possible to remount to the lathe and spin true, you could take a Hunter carbide tool and take very light cuts across the bottom, center to edge, to remove the roughness tear out.

If not remountable, I think you could mix some powdered turquoise with a liquid epoxy to fill the voids in the bottom to a sanded smooth, nice finished look, assuming you can get a 2" sanding disc to easily reach the full bottom.

Anyway, good luck!

**Lee Tourtelotte**





## Ask A Turner

I've done this myself in the past and there are several two-part epoxy resins you could use. The trick would be to ensure that the viscous resin does not run out the bottom if there are any small cracks. I have some epoxy putty that I use sometimes to fill cracks before a later pour of resin. If you don't want to spend the money on resin, I would be happy to share some of mine with you. I have three different types and I also have 24 different mica colors that I add to resin.

**Al Fletcher**

Here's another idea that I have used to clean up the inside bottom of a spalted bowl like you have. Assuming you have an inertia sander, and assuming you still have a tenon or way to secure the piece to your lathe, take the rotating part of the inertia sander and stick it onto a handle. This allows you to get into that deeper bottom of the piece.



For the sanding disc, I cut my own from 6" velcro backed sanding discs. Make the cutting about a quarter inch wider all around and that will give you an edge to clean up the transition point at the bottom. Some assumptions here I know. Hope this helps.

**Charlie Prokop**





**PEARLS BEFORE SWINE**  
STEPHAN PASTIS



## New Members September 2023

Welcome all new members and we all look forward to getting together face to face and meeting you soon

Karl Eckberg

Ryan Overgaard

William Doherty

Airell Nygaard

Shoreview

Minneapolis

Hudson

Excelsior





# Tips for Turners

Mike Rohrer

When I moved into the condo and lost my shop, I had to make a lot of adjustments. The new shop has a Laguna Revo 18-36 lathe, bigger than I've ever used, but not without some problems. This lathe had a Nova chuck and I wanted to use my Oneway Stronghold chuck, which I think is much, much better than the Nova. But my Stronghold was for a 1" spindle and the Laguna has a 1 1/4" spindle. What to do? Lee Tourtelotte told me I could get a spindle adaptor, which I had never heard of. So, I ordered a Oneway spindle adaptor.



If you look at the adaptor, you'll see that it is attached to the chuck with only 2 screws, which I thought was strange given that there were 4 holes. Well, the other 2 holes are situated over solid steel. You put the screws in those 2 holes and screw down to release the adaptor from the chuck. I'd never seen that.

But the most frustrating problem was the tool rest holder in the banjo. For some reason (probably to sell their own tool rests) although Laguna claims to have a holder that accommodates 1"/25mm stems, it will not work with other manufacturer's 1"/25mm tool rests. The space is slightly too big, and the tool rest cannot be tightened. I bought 3 tool rests for bowls that did not fit. I ran across a blog that suggested a solution – a shim made from a piece of pop can.



Laguna tool rest in the center



# Tips for Turners (cont'd)

Mike Rohrer



Non-Laguna stem pulled forward (left) and pushed backward (right)



High-tech shim

When I'm satisfied that this is the solution, I think I'll CA glue it to the stem and smooth all the edges




About 2/3 diameter of the stem works






# Tips for Turners (cont'd)

Mike Rohrer



Some views of my new shop. This place has super high-quality woodworking equipment of every type including a large, super-safe Saw-Stop table saw. I am so happy to be turning again after nearly 9 months of inactivity because of medical and physical problems. I want to sincerely thank all the MWA members who helped us during this time, especially during the move from our home in June.



If anyone wants information about this membership shop, drop me an email at [mdrprof@gmail.com](mailto:mdrprof@gmail.com) and we can arrange a time to talk about it in more detail and I can give you details on the membership.



# Tips for Turners (cont'd)

James Zangl

I received a few river birch logs, freshly cut. (photo 1). I could seal the ends and wait till I needed wood, or I could start processing them and rough turn. The problem with rough turning is that you are mostly committed to that shape, but it dries quicker and has a somewhat better chance of not cracking.



I have a chain saw but no bandsaw, so cuts are made with that. I sliced off the sides and cut thru the middle leaving 2 blanks



Using a compass, I drew a circle and cut off the excess and drilled a hole for the screw chuck

Make sure the speed is turned way down, this is an out of balance load



Bring up the tail stock and reduce the back side



Measure the jaws of your chuck and mark the tenon. You want the diameter of the tenon to be as close to the closed jaws as possible, this gives the best holding power.





# Tips for Turners (cont'd)


James Zangl



Roughing out a bowl is a good time to practice different cuts



Turn the blank around and hollow out the inside leaving about 1" per 10" of diameter



I leave a tenon on the inside as well for remounting and cleaning up the bottom tenon



This is WET wood so a lot of water will be flying



Now I add this to my other roughed out bowls



1. Ratio of an igloo's circumference to its diameter = Eskimo Pi
2. 2000 pounds of Chinese Soup = Won ton
3. 1 millionth of a mouthwash = 1 microscope
4. Time between slipping on a peel and smacking the pavement = 1bananosecond
5. Weight an evangelist carries with God = 1 billigram
6. Time it takes to sail 220 yards at 1 nautical mile per hour = Knotfurlong
7. 365.25 days of drinking low-calorie beer = 1 Lite year
8. 16.5 feet in the Twilight Zone = 1 Rod Serling
9. Half a large intestine = 1 semicolon
10. 1,000,000 aches = 1 megahurtz
11. Basic unit of laryngitis = 1 hoarsepower
12. Shortest distance between two jokes = a straight line
13. 2000 mockingbirds = two kilomockingbirds
14. 1 kilogram of falling figs = 1 Fig Newton
15. 1000 cc's of wet socks = 1 literhosen
16. 8 nickels = 2 paradigms



# Area & Regional Meetings

Do you live in the North Metro Area? Are you interested in an area group of woodturners?

## North Metro Turners

Contact John Enstrom if you are interested in being part of a group in the North Metro

John's contact numbers:  
Phone: 763-441-4086  
Email: [enstrom06@msn.com](mailto:enstrom06@msn.com)





# Area & Regional Meetings

## Hamburger Club

The Hamburger Club met Thursday, September 21 at Big Louie's for fellowship and discussion of our favorite activity, woodturning



From left, Steve McLoon, Joe Zwirn, Bob Ross, Dick Hicks, Lee Luebke, Mike Hunter, Bob Puetz, Linda Connors and Paul Laes

If you would like to be notified about the once-a-month lunch get-together, please contact Mike Hunter at [huntertoolsystems@gmail.com](mailto:huntertoolsystems@gmail.com)





## Area & Regional Meetings (cont'd)

## SE Metro September

The SE Metro sub-group met Friday, September 22 at Lake Harriet for a picnic lunch and a tour/ride on the ComoHarriet Streetcar Line trolley. MWA member Dick Zawacki has been a volunteer for the trolleys for 13 years and he was our guide and trolley “operator” (not driver!).



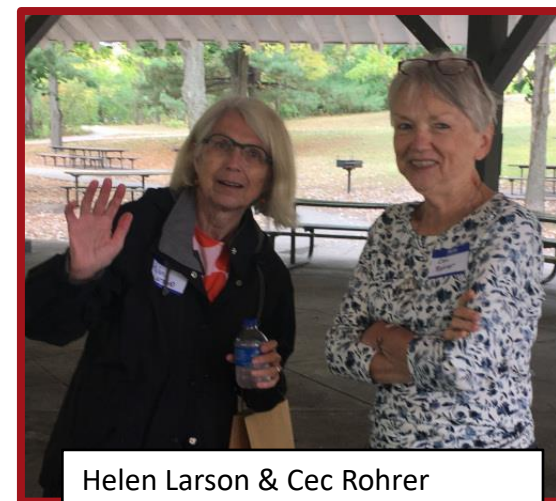
Dick Zawacki & Jim Jacobs organized the Lake Harriet picnic and the trolley ride



Mike Lucido, Pat & Rich Roberts looking forward to the picnic lunch



Picnicking high above Lk Harriet



Helen Larson & Cec Rohrer waiting to head to the Streetcar line




# Area & Regional Meetings (cont'd)

SE Metro September



Jay Schulz is ready!



Dick Zawacki, our conductor and operator



Operator's area



Ready to leave in this well-appointed car





## Area & Regional Meetings (cont'd)

SE Metro September



At one end of the line, Dick Zawacki explains the history of the Minneapolis Streetcar lines



At the other end of the line, everyone got off and toured the "barn" (before electrification, it was the horse barn) where restoration and maintenance of the trolleys is managed by the 150 volunteers



Dick Hicks by one of the slightly more modern cars – the streetcar line was closed in 1954



Mike Rohrer by the "Poster Car"



Jan and Mark Debe thoroughly enjoyed the picnic/trolley ride organized and facilitated by Jim Jacobs, Dick Zawacki, and Lee Tourtelotte



## Area & Regional Meetings (cont'd)

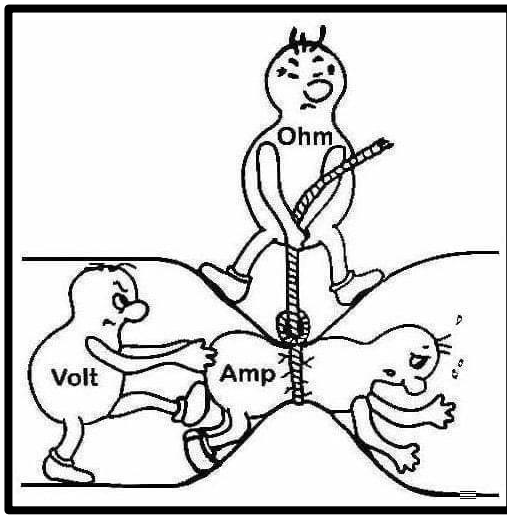
## Northeast Turners

The Northeast Turners enjoyed their monthly breakfast meeting at the Rusty Cow. Lots of good woodturning discussions and comradeship.

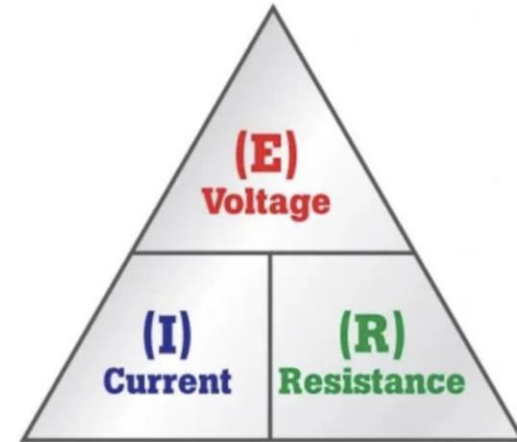


If anyone would like to join in, drop an email to Greg Just at [woodturner07@gmail.com](mailto:woodturner07@gmail.com). We usually meet on the third Saturday at 7:30 a.m.





Ohm's Law



What is Ohm's Law

**Ohm's Law** is a formula used to calculate the relationship between voltage, current and resistance in an electrical circuit.

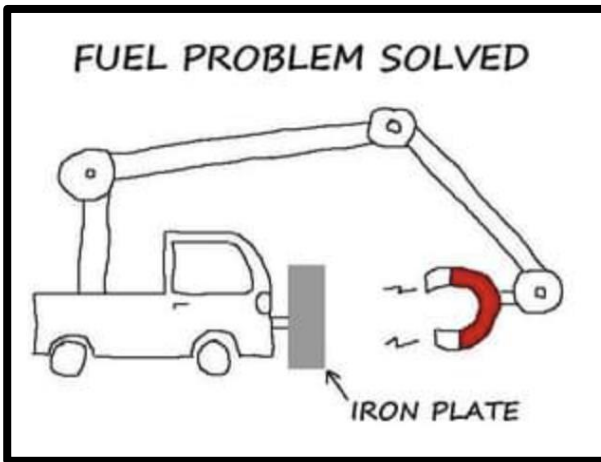
To students of electronics, Ohm's Law ( $E = IR$ ) is as fundamentally important as Einstein's Relativity equation ( $E = mc^2$ ) is to physicists.

$$E = I \times R$$

When spelled out, it means **voltage = current x resistance**, or **volts = amps x ohms**, or  **$V = A \times \Omega$** .

Named for German physicist Georg Ohm (1789-1854), Ohm's Law addresses the key quantities at work in circuits:

For all you folks, like me, who had forgotten Ohm's Law  
MDR



Thanks to Gary Egbert







## ELK RIVER REGIONAL GROUP

John Campbell and John Enstrom would like to form a regional group for the Elk River Area turners.

Conceptually, we would meet for lunch at Bootleggers in Nowthen.  
19735 Iguana St. NW, Nowthen, MN 55330.

If you are interested contact:

John Campbell, 612-707-5986 or John Enstrom 763-441-4086

## SEGMENTERS SUBGROUP

### **Interested in Segmented Turning?**

Never tried it but would like to learn.? Let me know if you would be interested in forming a Segmenters Subgroup. Location and time of meeting is TBD. Please send a message to Greg Just @ [woodturner07@gmail.com](mailto:woodturner07@gmail.com).





# UNIVERSITY OF MINNESOTA

## **Driven to Discover®**

The University of Minnesota has established  
The Dr. Michael Rohrer Scholarship

The scholarship winners will be  
known as  
The Rohrer Scholars



# Reid Zimmerman elected to AAW Board of Directors



Congratulations, Reid!

The results are in: See who will be on the AAW Board in 2024

View this email in your browser

<<http://aaow.informz.net/z/cjUucD9taT00MDAxNzg5JnA9MSZ1PTQwNDMxNDU1MyZsaT00MjQ1NDc0Ng/index.html>> .

<<https://aaow.informz.net/aaow/data/images/AAW%20Logos/Standard-AAW-Header-650.jpg?cb=465652>>




# MWA members attend the Rocky Mountain Woodturning Symposium







## Oneway Lathe for sale



If you are interested contact:

Jim Shander 262-349-3350





## WOOD SEALER

At this time sealer is available at the monthly meetings and from:

Charlie Prokop, Woodbury, MN [charlieprokop@gmail.com](mailto:charlieprokop@gmail.com)

Julie Abbott, Eden Prairie, MN, [julieabbott@edinarealty.com](mailto:julieabbott@edinarealty.com)

Bob Meyer, Lino Lake, MN, [rjmbobco@comcast.net](mailto:rjmbobco@comcast.net)

Steve Mages, Minnetonka, [smages@juno.com](mailto:smages@juno.com)

Paul Laes, Cottage Grove, [Woodforfun@hotmail.com](mailto:Woodforfun@hotmail.com)



I am looking for others to sell sealer throughout the metro area.

Bring plastic jugs if you have them.

Sealer \$20.00 gallon.

We need heavy duty plastic jugs for dispensing sealer. If you have any gallon containers, we could sure use them. It would be best if you could bring your empty containers to be filled.

The club now has a chip card reader so you can pay Charlie by credit card or cash.

Anyone wanting to sell sealer can buy a quantity from me if you like or take some gallons and sell them to members and send the money to Treasurer Mark Debe.

Charlie Prokop, President MWA






Please send items for the Bulletin Board to: [mdrprof@gmail.com](mailto:mdrprof@gmail.com)

As a group which has a common hobby but also is a group of good friends, we'd like to keep up with our friends and hear about awards, shows, family news (weddings, accomplishments of children and grandchildren), retirements, hospital stays, illnesses, book recommendations, website recommendations and anything else you would normally talk about in person at MWA or Sub-Group meetings. All of these and more are possibilities for the Bulletin Board. As we start seeing all our MWA friends face-to-face monthly, we can still reach the entire membership by the Bulletin Board.





Camouflage pants are getting better and better...





## Lathe Contact List

The MWA Newsletter is presenting a list of members who would be happy to give you pros & cons and experiences with the lathes they own or with which they have had experience.

This list is being updated every week as more members are contacting me saying they'd be happy to be listed. If you would be willing to have your name and email address listed under the type of lathe(s) you have, please contact me .

<u>LATHE</u>	<u>Member</u>	<u>Email address</u>
Bonnie Klein Mini	Bill Szydlo	<a href="mailto:szydlo.bill@gmail.com">szydlo.bill@gmail.com</a>
Bonnie Klein Mini 12x18	Linda Ferber	<a href="mailto:lindajaneferber@gmail.com">lindajaneferber@gmail.com</a>
Craftsman Professional	Steve Mages	<a href="mailto:smages@juno.com">smages@juno.com</a>
Delta mid size 12"	Randall Thompson	<a href="mailto:thomp013@umn.edu">thomp013@umn.edu</a>
Delta mid size 12"	Dan Larson	<a href="mailto:dhjlar@comcast.net">dhjlar@comcast.net</a>
Delta midi	Bob Meyer	<a href="mailto:rjmbobco@comcast.net">rjmbobco@comcast.net</a>
Delta midi	Joe Zwirn	<a href="mailto:joezathome@msn.com">joezathome@msn.com</a>
Grizzley G 0733	Martin Young	<a href="mailto:martin.clay.young@gmail.com">martin.clay.young@gmail.com</a>
Harbor Freight(Central Machinery 10x18)	Rusty Ogren	<a href="mailto:rick.Ogren@consolidated.com">rick.Ogren@consolidated.com</a>
Jet 1015	James Zangl	<a href="mailto:james.zangl@gmail.com">james.zangl@gmail.com</a>
Jet 12/21	Lee Luebke	<a href="mailto:lguebke@comcast.net">lguebke@comcast.net</a>
Jet 14x42	Rusty Ogren	<a href="mailto:Rick.Ogren@consolidated.com">Rick.Ogren@consolidated.com</a>
Jet 1640	Joe Zwirn	<a href="mailto:joezathome@msn.com">joezathome@msn.com</a>
Jet 1642 EVS	Jenny Trice	<a href="mailto:jennytrice@aol.com">jennytrice@aol.com</a>
Jet 1642 1.5 hp	Greg Just	<a href="mailto:woodturner07@gmail.com">woodturner07@gmail.com</a>
Jet JML 10/14 Mini	Neil Robinette	<a href="mailto:northsideturners41@gmail.com">northsideturners41@gmail.com</a>
Jet JWL - 1220VS	John Campbell	<a href="mailto:campbell.jn@gmail.com">campbell.jn@gmail.com</a>
Laguna 12/16	Lee Luebke	<a href="mailto:lguebke@comcast.net">lguebke@comcast.net</a>
Laguna 18/36	Jay Schulz	<a href="mailto:jfschulz@comcast.net">jfschulz@comcast.net</a>
Laguna 18/36	Dan Larson	<a href="mailto:dhjlar@comcast.net">dhjlar@comcast.net</a>
Laguna 18/36	Lee Luebke	<a href="mailto:lguebke@comcast.net">lguebke@comcast.net</a>
Laguna 18/36	Mike Lucido	<a href="mailto:mike.s.lucido@gmail.com">mike.s.lucido@gmail.com</a>
Laguna Revo 18/36 220v	John Campbell	<a href="mailto:campbell.jn@gmail.com">campbell.jn@gmail.com</a>
Laguna Revo 18/36 220v	Neil Robinette	<a href="mailto:northsideturners41@gmail.com">northsideturners41@gmail.com</a>



# Lathe Contact List (cont'd)

NOVA 3000	James Zangl	<a href="mailto:james.zangl@gmail.com">james.zangl@gmail.com</a>
Nova Comet II	Rolf Krogstad	<a href="mailto:rolf.krogstad@gmail.com">rolf.krogstad@gmail.com</a>
Nova Comet II	Mike Anderson	<a href="mailto:manderson4700@comcast.net">manderson4700@comcast.net</a>
NOVA DVR 16"	Dan Larson	<a href="mailto:dhjar@comcast.net">dhjar@comcast.net</a>
NOVA DVR 16"	Joe Zwirn	<a href="mailto:joezathome@msn.com">joezathome@msn.com</a>
NOVA DVR XP	Bill Szydlo	<a href="mailto:szydlo.bill@gmail.com">szydlo.bill@gmail.com</a>
NOVA DVR XP 16"	Chuck Shreffler	<a href="mailto:cshreffler@outlook.com">cshreffler@outlook.com</a>
Oneway 2036	Dick Zawacki	<a href="mailto:dickzawacki@gmail.com">dickzawacki@gmail.com</a>
Powermatic 2014	Steve Legvold	<a href="mailto:stevelegvold@gmail.com">stevelegvold@gmail.com</a>
Powermatic 2520B	Steve Mages	<a href="mailto:smages@juno.com">smages@juno.com</a>
Powermatic 3520B	Todd Williams	<a href="mailto:toddwilli@comcast.net">toddwilli@comcast.net</a>
Powermatic 3520B	Steve McLoon	<a href="mailto:s.c.mcloon@gmail.com">s.c.mcloon@gmail.com</a>
Powermatic 3520C	Reid zimmerman	<a href="mailto:reidazimmerman@gmail.com">reidazimmerman@gmail.com</a>
Powermatic 3520C	Dan Ernst	<a href="mailto:piloto1@comcast.net">piloto1@comcast.net</a>
Powermatic 4224B	Dan Larson	<a href="mailto:dhjar@comcast.net">dhjar@comcast.net</a>
Powermatic 45	Todd Williams	<a href="mailto:toddwilli@comcast.net">toddwilli@comcast.net</a>
Record Power Coronet Herald 14 x 20	Gary Egbert	<a href="mailto:gtegbert@yahoo.com">gtegbert@yahoo.com</a>
Robust American Beauty	Tim Dodds	<a href="mailto:tbikefast@aol.com">tbikefast@aol.com</a>
Robust Liberty	Jim Jacobs	<a href="mailto:woodmanmn@aol.com">woodmanmn@aol.com</a>
Robust Liberty	Warren Gerber	<a href="mailto:xlwalleye@gmail.com">xlwalleye@gmail.com</a>
Robust Sweet 16	Linda Ferber	<a href="mailto:lindajaneferber@gmail.com">lindajaneferber@gmail.com</a>
Robust Sweet 16	Bob Meyer	<a href="mailto:rjmbobco@comcast.net">rjmbobco@comcast.net</a>
Shopsmith	Martin Young	<a href="mailto:martin.clay.young@gmail.com">martin.clay.young@gmail.com</a>
Shopsmith (restored)	Lee Luebke	<a href="mailto:lguebke@comcast.net">lguebke@comcast.net</a>
Vega 2600	Bill Szydlo	<a href="mailto:szydlo.bill@gmail.com">szydlo.bill@gmail.com</a>
Vicmarc VL 300	Lee Tourtelotte	<a href="mailto:leetourtelotte@icloud.com">leetourtelotte@icloud.com</a>



# Member Help Line

Mike Rohrer	612-276-9556	<a href="mailto:mdrprof@gmail.com">mdrprof@gmail.com</a>	bowls, boxes	South Mpls
Steve Miller	715 821-8726	<a href="mailto:ssmiller920@gmail.com">ssmiller920@gmail.com</a>	all types, light on segmenting	River Falls, WI
Lee Tourtelotte	612-670-1874	<a href="mailto:leetourtelotte@icloud.com">leetourtelotte@icloud.com</a>	all types, beginner, advanced	South Mpls
Warren Gerber	651 403 2883	<a href="mailto:xlwalleye@gmail.com">xlwalleye@gmail.com</a>	Bowls	Mendota Heights
Jim Jacobs	651-497-1309	<a href="mailto:woodmanmn@aol.com">woodmanmn@aol.com</a>	beginner/advanced, segmenting, skews	Hastings
Dick Zawacki	507-744-5748	<a href="mailto:dickzawacki@gmail.com">dickzawacki@gmail.com</a>	general, bowls, wood carving	Northfield
Mike Lucido	651-738-2551	<a href="mailto:mike.s.lucido@gmail.com">mike.s.lucido@gmail.com</a>	general woodturning	Woodbury
Bill Campbell	715-338-2634	<a href="mailto:wm.e.campbell@uwrf.edu">wm.e.campbell@uwrf.edu</a>	general woodturning	River Falls, WI
Mark Kelliher	651-636-8678	<a href="mailto:markandkathy007@comcast.net">markandkathy007@comcast.net</a>	general woodturning	Arden Hills
Todd Williams	651-274-4658	<a href="mailto:toddwilli@comcast.net">toddwilli@comcast.net</a>	general woodturning	Lake Elmo
Bob Meyer	651-483-6187	<a href="mailto:rjmbobco@comcast.net">rjmbobco@comcast.net</a>	bowls, ornaments, sharpening, gen'l.	Lino Lakes
Dick Hicks		<a href="mailto:rbhicks@rbhicks.com">rbhicks@rbhicks.com</a>	platters, spindle work, bowls	Zoom from shop
Steve Mages	952-544-5286	<a href="mailto:smages@juno.com">smages@juno.com</a>	general woodturning	Minnetonka
Neil Robinette	763-639-1085	<a href="mailto:northsideturners1@gmail.com">northsideturners1@gmail.com</a>	sharpening, tool control, turning vs budget	Brooklyn Park
Andy Levesque	651-769-4070 TEXT	<a href="mailto:andy.m.levesque@gmail.com">andy.m.levesque@gmail.com</a>	resin/epoxy casting, hybrid turning, vacuum stabilizing, CNC & laser engraving	Lindstrom
Rusty Ogren	612-990-4857	<a href="mailto:richardogren@protonmail.com">richardogren@protonmail.com</a>	resin questions, crack filling	Plymouth
Dan Ernst	651-280-7484	<a href="mailto:pilot01@comcast.com">pilot01@comcast.com</a>	coring, wing bowls, bowls, gen'l turning	Maplewood, St Paul
Bill Szydlo	651-206-5547	<a href="mailto:szydlo.bill@gmail.com">szydlo.bill@gmail.com</a>	segmenting, sharpening, gen'l turning	Northfield, MN
James Zangl	6541-645-4696	<a href="mailto:james.zangl@gmail.com">james.zangl@gmail.com</a>	bowls, hollow forms, vases, pens, etc	St Paul -Hamline area
Joe Zwirn	612-619-4793	<a href="mailto:joezathome@msn.com">joezathome@msn.com</a>	segmenting, general woodturning	Brooklyn Center
Mark Palma	612-991-7733	<a href="mailto:marksworkshop@gmail.com">marksworkshop@gmail.com</a>	finishing & color	Lanesboro



## Member Help Line

The club has organized a "Member Help Line", the purpose of which is to answer questions/give advice and help educate our membership. Even though it has been more difficult during the pandemic social distancing time to help people in home workshops, there are still ways to help each other with woodturning questions & problems. The volunteers can help via email, telephone, Zoom, personal contact using social distancing and masks if desired, and probably other ways we haven't tried yet.

Maybe you're a beginner looking for advice on what to buy.

Maybe you have questions on chucking.

Maybe you have sharpening questions.

The volunteers listed on the next page are more than happy to help. Some have listed areas in which they feel more comfortable, but all will help with your woodturning question.

We would like more members to volunteer for our Member Help Line. If you would like to be "on call" please contact Mike Rohrer at [mdrprof@gmail.com](mailto:mdrprof@gmail.com) with your phone #, email address, area where you live, areas you'd be willing to help with, and your name will be added to the list.

Continued on next page





## Editor's Notes



The newsletter is definitely different without a monthly MWA meeting to report. I hope you enjoy all the items that were included and we look forward to seeing each other at the October meeting, Saturday, October 7.

If anyone did not have tears come to their eyes while reading about Mateo in the Beads of Courage section, contact me; I know a couple of good psychiatrists.

If you have any suggestions for the newsletter, please contact me.

Mike Rohrer, Editor

[mdrprof@gmail.com](mailto:mdrprof@gmail.com)



