



Minnesota WoodTurners Association

A LOCAL CHAPTER OF THE AMERICAN ASSOCIATION OF WOODTURNERS



Volume 2023 November

November
Demonstrator

Tim Heil
**"20 Tips To Help
Improve Your
Turning"**



In This Issue

Minnesota Woodturners Association

BOARD MEMBERS

Officers

PRESIDENT

Charlie Prokop

VICE PRESIDENT AND AAW REPRESENTATIVE & DEMONSTRATIONS

Linda Ferber

TREASURER

Mark Debe

RECORDING SECRETARY

Julie Abbott

Directors

Dan Ernst

Janese Evans

Rosanne Gold

Dick Hicks – Class Coordinator

Reid Zimmerman **501c3 Coordinator**

MEMBERSHIP DIRECTOR

Ken Crea

TECHNICAL SUPPORT

Janese Evans

Dick Hicks

Dan Larson

Lee Luebke

LIBRARY

Steve Clark

OTHER STAFF SUPPORT

Bob Meyer, Janese Evans - Group Purchasing

Dan Larson - Class Coordinator


Mike Hunter – Professional Demonstrations

Paul Laes – Sales at Meetings

Mike Rohrer - Newsletter

Beads of Courage	p. 3
Before/After the Meeting	p. 9
Instant Gallery	p. 15
Member Challenge	p. 19
Demonstration	p. 24
Next Meeting	p. 31
Honoring Our Veterans	p. 33
Ask A Turner	p. 43
New Members	p. 47
Area Group Meetings	p. 50
Bulletin Board	p. 57
What's On My Lathe	p. 67
Lathe Contact	p. 72
Member Help Line	p. 74
Editor's Notes	p. 76





Jay Schulz manages the Beads of Courage program for the MWA



Don Schlais



Craig Brue



Craig Brue






Ken Schwichtenberg



Jay Schulz



**Greg Just
(center,
pink knob)**



Remember folks, **EVERY** bead is a procedure these kids have gone through



For information about how to participate in our program, contact our MWA member who manages our program, Jay Schulz at jfschulz@comcast.net

Hawkeye: War isn't Hell. War is war, and Hell is Hell. And of the two, war is a lot worse.

Father Mulcahy: How do you figure that, Hawkeye?

Hawkeye: Easy, Father. Tell me, who goes to Hell?

Father Mulcahy: Sinners, I believe.

Hawkeye: Exactly. There are no innocent bystanders in Hell. War is chock full of them — little kids, cripples, old ladies. In fact, except for some of the brass, almost everybody involved is an innocent bystander.






Before/After Meeting




Duane Gemelke & Fred Hegele talking before the meeting begins



Dick Hicks & Dan Larson organizing the video for the in-house and zoom presentations



2 presidents: Lee (past), Charlie (current)



President Charlie Prokop and Jeff Luedloff talk with Tim Heil before his demo




The attendees are beginning to pick their seats





Before/After Meeting (cont'd)



Don Schlais




What do you think Jeff Koltveit, (Woodcraft), and Mike Hunter (Hunter Tools) are discussing? Jeff will bring things you want to buy from Woodcraft to our monthly meeting.



Steve Legvold




Eric Koslowski



Shaun Kennedy getting his seat early



Paul Laes selling tool raffle tickets



Shauna Patterson





Before/After Meeting (cont'd)




After many years of being in charge of membership, Ken Crea is training his replacements who will take over Jan. 1, Travis Gast & Sandy Seidel



Tim Rystrom, Greg Just & John Suhreptz



Jim Zangl taking pictures with his super Canon SLR camera





Before/After Meeting (cont'd)



Some pictures by Jim Zangl






Before/After Meeting (cont'd)



Lots of activity in the front room



Steve Clark touting some of the excellent DVDs on sharpening in our library



Greg Just explaining the formation of a new splinter group based on segmented turning



President Charlie Prokop opens the meeting



Linda Ferber, in charge of the monthly meeting demos, announces the 3 visiting professional demonstrators who will present to our meetings in the near future. She also discussed the demos from our local experts.



BRILLIANT MIND OF EDISON LEE JOHN HAMBROCK





Instant Gallery – November Meeting





Instant Gallery (cont'd)



Pete McMurry



Mike Lucido



Jay Schmit



John Campbell



Tim Heil



Dave Schulte





Instant Gallery (cont'd)



Steve Clark



Dick Hicks



Jim Jacobs "caused a massive headache"



George Martin



John Campbell Christmas ornaments





Instant Gallery (cont'd)



Al Fletcher
More Resin Fun





November Member Challenge – Well-Planned Bowl



George Martin



Shauna Patterson
Her first bowl!



Mike Rohrer





November Member Challenge – Well-Planned Bowl (cont'd)



Eric Koslowski



Denise Blankenship



Martin Young




Ken Kline





November Member Challenge – Well-Planned Bowl (cont'd)



Byron Patterson



John Campbell
(Possible mix up on the turner. If this is your bowl and not John's, let me know and I'll re-publish it.)



Jim Helferich



Jay Schmit





November Member Challenge – Well-Planned Bowl (cont'd)



Ryan Overgaard




Sid Buxton



Ken Kline








November Demonstration “20 Tips To Make Your Tasks Easier”

Tim Heil

Tim has a history of providing many “tips” for woodturners through the AAW magazine. These are relatively simple, straight-forward methods to easily and quickly handle problems or situations that arise every time one steps up to the lathe.



Tim showing an issue of the AAW magazine in which is published one of his “Tips”





November Demonstration 20 Tips To Make Your Tasks Easier (cont'd)

Tim Heil



President Charlie Prokop
introduces his long-time friend



Tim discusses how to submit a turning tip to the AAW
magazine and encourages all MWA member to do this



Tim shows how to easily line
up a sacrificial turning block for
mounting in a chuck





November Demonstration 20 Tips To Make Your Tasks Easier (cont'd)


Tim Heil



Tim shows how to prepare a half log for turning a bowl



Part of the attentive group attending the MWA meeting to learn from Tim's presentation




Billiard balls turned by Tim







November Demonstration 20 Tips To Make Your Tasks Easier (cont'd)

Tim Heil



Tim gave several practical tips for sharpening your turning tools




Jeanne Gannon operating the camera





November Demonstration 20 Tips To Make Your Tasks Easier (cont'd)

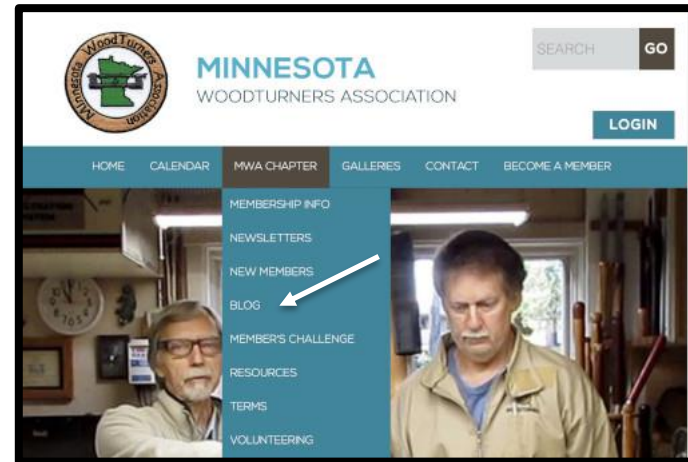
Tim Heil



Tim emphasized safety including face masks, dust protection, hearing protection, and fume masks



MWA November Demo (cont'd)



On the Home Page, click on Blog. If this page does not show up, go to:

<https://www.mnwoodturners.com/mwa-chapter/blog/>

BLOG

Check out the 2020-2021 and other Archives. We have our Tuesday Turners Tune Up demo posted.

Navigating through the Blog you will find helpful information like how to build a log processing

ARCHIVE

- 2023
- 2022
- 2021
- 2020
- 2019

Go to 2023

Tim Heil
20 Tips To Make Your
Tasks Easier

Thank you so much, Tim

Tim's entire demo is available
on the MWA's website under
the blogs

Twenty Tips to Make Your Tasks Easier

Scroll down and click on the
YouTube video that will
show you Tim's entire demo



MWA Archives of Demos & Other Activities



On the Home Page, click on Blog. If this page does not show up, go to:

<https://www.mnwoodturners.com/mwa-chapter/blog/>

BLOG

Check out the 2020-2021 and other Archives. We have our Tuesday Turners Tune Up demo posted.

Navigating through the Blog you will find helpful information like how to build a log processing

ARCHIVE

- 2023
- 2022
- 2021
- 2020
- 2019

The MWA became quite active in saving demonstrations beginning in 2014. Check out the years archived to find some demos interesting to you

Scroll down and click on the YouTube video that will show you the recorded demonstration





MWA December MEETING



In person and zoom

December 2
Demo starts at 10:00 am
Zoom is live at 9:30 am
Doors open at 9:00 am

Demo – In House and live Zoom with Mike Hunter

Richard Raffan Lidded Box





MWA December MEETING (cont'd)

Bring your **“Tim Heil Tool Handles”** for
the Member Challenge to the
December meeting

**INSTANT GALLERY TURNINGS CAN BE SENT TO EDITOR MIKE ROHRER
(mdrprof@gmail.com) OR BROUGHT
TO THE MONTHLY MEETING.**

**MONTHLY CHALLENGE TURNINGS MUST BE BROUGHT TO THE MONTHLY
MEETING**


Remember Jeff Koltveit from Woodcraft will be at the meeting
You can call in an order & Jeff will bring it to the meeting





MWA Honors Its Veterans

With Gratitude





MWA Honors Its Veterans

Denise Blankenship

Air Force Reserves
1990-1998
Major
442nd Medical Squadron,
Warrensberg MO

Bill Breckon

Air Force
1957-1961
Japan, Spokane, WA

Dave Blume

Air Force
Active Duty Jan '81-Nov '92
Reserves Nov '92-Nov '16
Laughlin AFB, Del Rio, TX; Shaw AFB, Sumpter, SC;
Lincoln, NE; Bergstrom AFB, Austin, TX; Daegu AB,
Daegu Republic of Korea; Ft Lewis Washington

I flew the F-4 Phantom for 10 years and jumped
out of airplanes with the Army Rangers for 2 years.
I left active duty as a captain and was a major in
the reserves.



Dave Blume 1982





MWA Honors Its Veterans (cont'd)

Kirk Brown

Navy

December 1969-Dec 1973

San Diego, Long Beach, Treasure Island San Francisco

Three Tours of Combat

Electronics technician on USS Wiltsie, DD-716. A Destroyer built in 1945. The ship became a reserve ship after first Combat tour. The crew was reduced to about half of the full complement for remaining tours of combat.

Rank. - E-5



John Campbell

John Campbell

Air Force

1983-1992

Officer Trainee, 3 months; Missile Launch Control

Officer, 4 years; Civil Engineer Officer 5 years

Rank. - Captain

Ken Crea

Air Force

1970-1974

Grand Forks AFB

Keith Dahnert

Navy

USS Decatur

DDG31

1970-1974

Vietnam

Jim Helferich

Air Force

Wilmington AFB, Wilmington, OH

1970-1972

Aircraft Loadmaster





MWA Honors Its Veterans (cont'd)

Duane Gemelke

Army

1968-1970

Electronics Command, Ft Monmouth, NJ

Worked at Army Research Laboratory, developing error correcting codes for digital communications

Specialist 5



Duane Gemelke

Jason Owens

Army

2000-2003

Germany

Marc Paulson

Army

Honest John

Rocket Group

Mark S. Johnson

Air Force

1987-1992

Plattsburgh, NY, Honduras, England

Active during Gulf War; did not see combat

Weatherman

Y.G. Novak

I was deferred because of training, getting married and having a kid. But, had I been drafted, I would have joined the Navy's Seabees Construction Group

Paul H. Laes

Army

December 1974-September 2010 (active & reserve)

Germany, Oklahoma, Minnesota

It was fun to see different parts of the US and Germany. I made some longtime friends in the Army

Lieutenant Colonel





MWA Honors Its Veterans (cont'd)

Michael Rohrer

Army

1964-1974 Active & Reserve

Army Aviation Center, Ft. Rucker, AL

I served as a clinic chief at the Ft. Rucker Army Hospital from 1970 to 1972. Ft. Rucker is the Army Aviation Center where all rotary wing pilots and crews are trained.

Captain

Mike Kummer

Army Special Forces (Green Berets)

1963-1966 Active, Standby Reserve until 1983

Ft. Bragg, NC

No combat

Special Forces Medic. TDY Libya back up recovery team during NASA Gemini space shot


Sergeant



ROTC U of Michigan
Cadet Colonel
Brigade Commander



Basic Training
Rifle Range



Day of commissioning





MWA Honors Its Veterans (cont'd)

Lee Tourtelotte

Navy


1963-1969

Naval Air Station bases, Memphis, Jacksonville,
Willow Grove, Minneapolis

PV2 "Neptune" Submarine Patrol Bomber

Radar ASW equipment operator

Petty Officer E-5 Anti-Submarine Warfare Tech



Lee, back rank, third from right



Lee, lower rank, far right

Mark Wedul

Navy Medical Corps

1976-1984

NAS Pensacola, FL, MCAS Yuma, AZ, NH San
Diego, CA, Cairo, Egypt, NH Yokosuka, Japan

Flight Surgeon & Ophthalmologist

Three kids born while on active duty (best service
benefit ever!)

Lieutenant Commander





MWA Honors Its Veterans (cont'd)

Jim Zangl

Air Force

1972-1976 Active & Reserve

Eglin AFB

Radar Tech

Sergeant



Jim, back row, far right



Jim, dead center

HI AND LOIS BRIAN AND GREG WALKER






Alan Fletcher – USMC Vietnam War Decorated Combat Veteran

I have gotten to know MWA member, Alan Fletcher, in the last few years and I am proud to be a friend of this decorated veteran. I found out that our military history was very similar up to the time of serving in the war. We were in officer training at our universities at the same time. I was in the Army ROTC at the University of Michigan from 1962 to 1966. Al chose to be in U.S. Marine training while attending Minnesota State University at Mankato.

We were commissioned Second Lieutenants (Al commissioned by Vice-President Hubert Humphrey) just a year apart and we both married our sweethearts one week after we were commissioned.

Al then went on active duty while I was on a 4-year Academic Delay of Active Duty attending the University of Michigan dental school. I then went on active duty and served during the Vietnam war from 1970-1972 at the Army Aviation Center, Ft. Rucker, Alabama serving as a Clinic Chief at the U.S. Army Hospital.





Alan Fletcher – USMC Vietnam War Decorated Combat Veteran (cont'd)

While I was safely in Ann Arbor, Al was doing extraordinary things in combat in Vietnam. He flew Marine combat helicopters. Al flew the CH-46 in combat, but also flew CH-34s and Bells in training. The CH-46 with two rotors is similar to the Army's CH-47 (Chinook) but about half the size and much more tactical. That sounds exciting enough until you find out that Al flew **520 combat missions**. That's right **520 combat missions!** For his outstanding actions in combat, Al was awarded 26 Air Medals and a Distinguished Flying Cross, among others. He was "in country" most of 1969 and into 1970.



Al discusses Beads of Courage boxes he has made and donated with Jay Schulz



Al flew the Marine CH-46 in 520 combat missions in the Vietnam War

The Distinguished Flying Cross was established by Congress in 1926 to be given to "any person who distinguishes themselves *'by heroism or extraordinary achievement while participating in an aerial flight'* while serving in any capacity with the Air Corps". The list of the recipients of the DFC is a "Who's Who" of flying heroes.





All of us who are veterans know that while in military service one has very little control of what you do or where you go. A good service member goes where assigned and does what they are told to do at their very best ability. Some veterans did their assignments in very dangerous situations to such a high level that they are recognized by the military and their country for their remarkable service. Alan Fletcher is one of those people.

Mike Rohrer, Editor



**The Weather Channel said dress
for the mid 70s today.**





Ask A Turner

This question concerning the tenon breaking while turning this big bowl was in last month's newsletter. I have posted another response from Jay Schulz.

My questions: What did I most likely do wrong related to this big, heavy blank and what should I do next time? I have another identical block. Was the side of the tenon not long enough? I make the walls of the tenon straight to match the Stronghold's dimension. Is there a better way to hold a big bowl for turning the inside?

Mike Rohrer



Continued on next page





Ask A Turner (cont'd)

Jay Schulz
Responder

I see one thing that could/should be changed and a second property that might be a contributing factor. First, the tenon might be too small for the starting diameter and force of the piece. The AAW website has a couple articles. One recommends a tenon of 30-40% of the diameter (for your case that would be 4.8 to 6.4 inch diameter tenon). The other article by Mike Mahoney recommends 40-50% (6.4-8", yikes that is a bit nuts). I've attached the articles. They might cause some grins and giggles.



AAW/Woodturning FUNDamentals/August 2023



AAW/American Woodturner February 2010

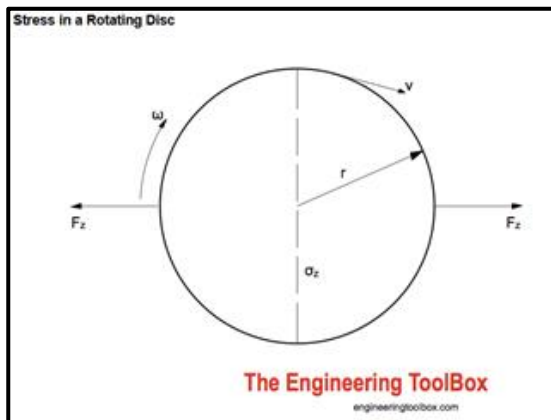




Ask A Turner (cont'd)

Jay Schulz
Responder

The second is that if the wood is a soft wood like poplar and it is green then it will not have the inherent strength for a piece that is as large as 16". You might get away with a maple or walnut hardwood on this small of a tenon but pine or poplar or birch may not have the strength to resist the force. I tried to calculate the force of shear stress on a 2" vs 4 inch tenon but my math skills fell apart. If someone wants to calculate it the following formula should help:



Stress in a rotating disc can be calculated as

$$\begin{aligned}\sigma_z &= \omega^2 r^2 \rho / 3 \\ &= v^2 \rho / 3 \\ &= (2 \pi n / 60)^2 r^2 \rho / 3\end{aligned}\quad (1)$$

where

σ_z = stress (Pa, N/m²)

ω = angular velocity (rad/s)

r = radius of disc (m)

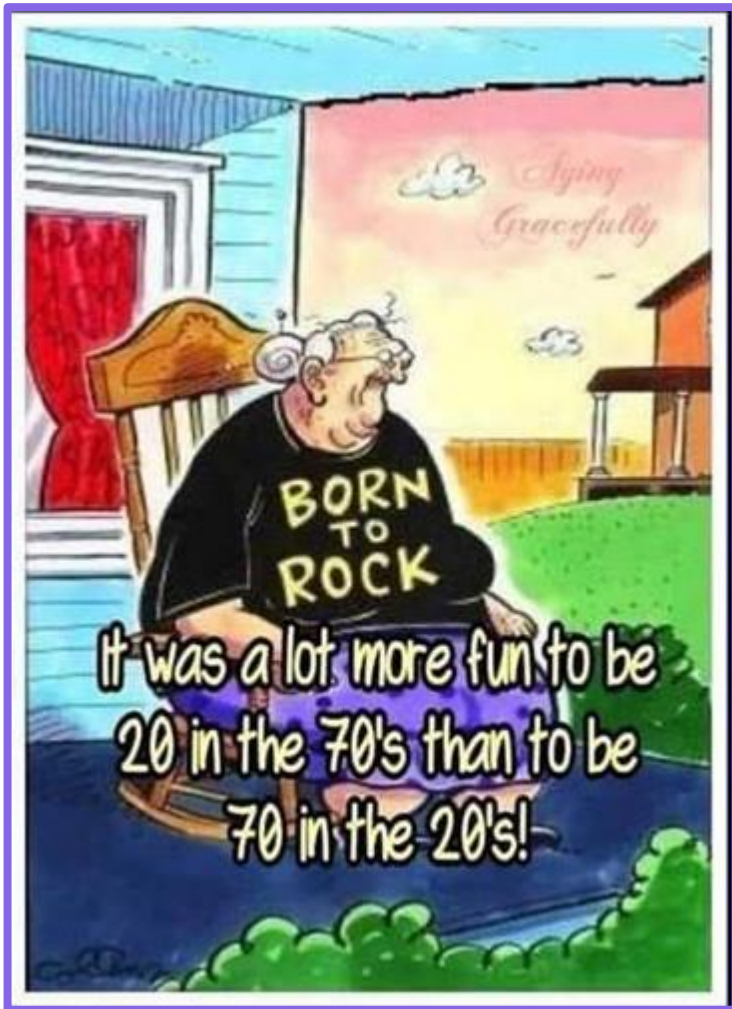
ρ = density (kg/m³)

π = 3.14...

n = revolutions per minute (rpm)

Regardless of how much shear force there is I think the most important change would be to increase the tenon size up to about 4". The second is to make sure you have maximum contact with the jaw surfaces (correct size jaws for tenon diameter).





New Members November 2023

Welcome all new members and we all look forward to getting together face to face and meeting you soon

Michael Borka

Gary Meade

Chris Albee

Cris Town

Bill Doherty

Jay Schmit

Kevin Ganje

Jen Hommerding*****

Jan is MWA member 1000!

Steve Hamilton

Craig Burlingame

John Cappiello

Mark Ludtke

St. Paul

Cottage Grove

Eden Prairie

Lindstrom

Hudson

Belle Plaine

Maple Grove

Chanhassen

Minneapolis

Mounds View

Savage

Excelsior

Continued on next page



New Members November 2023



Jan Hommerding



Scott Spring



Bill Doherty



Jay Schmit





I accidentally wore
a red shirt to Target
today and, long story
short, I'm covering
for Debbie this
weekend.

**I'm so glad
I was young
and stupid
BEFORE
there were
camera phones.**

Thanks to Fred Schmoll



Area & Regional Meetings

Do you live in the North Metro Area? Are you interested in an area group of woodturners?

North Metro Turners

Contact John Enstrom if you are interested in being part of a group in the North Metro

John's contact numbers:
Phone: 763-441-4086
Email: enstrom06@msn.com



Area & Regional Meetings

Hamburger Club

The Hamburger Club met Thursday November 16th at Big Louie's for fellowship and discussion of our favorite activity, woodturning

If you would like to be notified about the once-a-month lunch get-together, please contact Mike Hunter at huntertoolsystems@gmail.com



Area & Regional Meetings

No Name Yet



Inaugural splinter group meeting. (So far, we don't have a name or title for the group.) In addition to the usual discussions of various turning topics, we discussed what we might do next. What we might do will lead to some collaborative project, determined by the group and what their goals are.

If any additional members are interested in joining our splinter group please let me know —
lindajaneferber@gmail.com




Area & Regional Meetings (cont'd)

SE Metro November

The November SE Metro meeting was at Rich Roberts' amazing woodworking shop in Rosemount, with hot apple cider, coffee and indescribably delicious brownies, provided by Rich's wife. The splinter generally focused on the technique of making Celtic knot rolling pins, the special cutting jig made & used by John Suhreptz, the assembly, gluing & cutting of the rolling pin spindle block, and a cutting & turning demo of it by Rich and Jim, using his ultra-sharp SRG and skew chisel.



John Surheptz based his demo on a class he had previously given



Celtic knot glue-up and jig



Host Rich Roberts



Sharp skew is a must







Dan Larson & a beautiful Celtic knot



Dan's prize-winning burl rolling pin featured on magazine cover



Mike Lucido's snowman



Dan & large walnut bowl



Also featured were unique rolling pins brought by members, including Dan Larson's award-winning book cover burl turned rolling pin, Christmas snowman made by Mike Lucido, a Rudolph Reindeer, and Christmas tree ornament, turned from kingwood, with a sea urchin shell by Lee Tourtelotte. Splinter leader Jim Jacobs also held a wild holiday raffle, with door prizes drawn for lots of cool stuff from Jim's shop to the many lucky members. A very good time was had by all!

Area & Regional Meetings (cont'd)

Northeast Turners



The Northeast Turners enjoyed their monthly breakfast meeting at the Rusty Cow. Lots of good woodturning discussions and comradeship.*

Against the wall bottom to top:

Bob Ross, Bob Puetz and
Marty Leiding

Facing the wall bottom to top

Bob Meyer, Tony Swenson, Al
Fletcher, and Just.

If anyone would like to join in, drop an email to Greg Just at woodturner07@gmail.com. We usually meet on the third Saturday at 7:30 a.m.





ELK RIVER REGIONAL GROUP

John Campbell and John Enstrom would like to form a regional group for the Elk River Area turners.

Conceptually, we would meet for lunch at Bootleggers in Nowthen.
19735 Iguana St. NW, Nowthen, MN 55330.

If you are interested contact:

John Campbell, 612-707-5986 or John Enstrom 763-441-4086

SEGMENTERS SUBGROUP

Interested in Segmented Turning?

Never tried it but would like to learn.? Let me know if you would be interested in forming a Segmenters Subgroup. Location and time of meeting is TBD. Please send a message to Greg Just @ woodturner07@gmail.com.





BOWL CLASS

We're back to having classes! This beginner's bowl class was taught by Dan Larson with Dan Ernst and Martin Young assisting. Students were Jen Hommerding and Bob Ross.





BOWL CLASS

A second class followed quickly.
Everyone was too busy to take pictures.

Class Members

Scott Spring
Rick Jenkins
William Kane
Gary Forester
Rodney Berg
Kevin Ganje


Instructor

Jim Zangl

Assistants

Don Pohlman
Tim Rystrom
Lee Luebke





Ellen Starr
Autumnal Leaves

Maple

Ellen Starr

Evaluating Cracks, Knots, and Voids

By Mark F. Palma

While cracks and voids can add visual interest to your piece, it is important to know when they aren't compatible with woodturning. Learn how to evaluate them in Mark F. Palma's article from the May 2021 edition of *Woodturning FUNDamentals*.

[Click here for a direct link to the article](#)



Mark Palma





WOODTURNING FUNDAMENTALS

American Association of Woodturners
November 2023 • Vol 12 No 4

Stocking Stuffers

Linda Ferber

Don't forget the stocking stuffers!
Learn how to make customizable
gifts for each of your friends and
family members in Linda Ferber's
article from the November 2021
edition of Woodturning
FUNDamentals.

[Click here for a direct link to the
article.](#)

PROJECT

Stocking Stuffers



By Linda Ferber

Whether you give your turnings to family and friends or market them to potential collectors, the key to finding the perfect home for your art is to speak a meaningful connection between your work and its new owner. If you know the recipient, you can often identify a connection (even if their underlying interests, maybe through sports, nature, or a hobby such as quilting).

I will share some examples from all three of these areas and show you how I incorporate them into my turned jewelry. These small pendants are great as quick and easy to make, but because the pendants are small, they require scrutiny, so you need to pay attention to detail. And if you move one up during the making, it is easy to start over and apply your recently gained skill and experience.

I discussed the techniques I use for turning these forms in two previous articles in Woodturning FUNDamentals. I would also refer you to Sally Aul's article on using a disposable PVC chuck to hold these forms for easy removal and completing their backs.

Having already discussed technique and form in two previous Woodturning FUNDamentals articles, I will focus on the individualized aspects of these jewelry designs.

Here are some key considerations:

- Weight and size are important; if either is excessive the item is less likely to be worn.
- The pendant will be worn and handled, so smooth sharp edges.
- A slight chamber on the back edge acts as a counterbalancing station, helping the pendant to stand out.
- Most of the designs discussed here have a slight dome shape. No flat spots and no visible marks should be visible.
- The Candy (Shade) marker tool or a similar spindle gauge is ideal for turning these forms.

Minor Insects

EXPLORE! Use the AAW's Explore! feature to read Linda Ferber's August 2021 article "More Fun With Rubber Inlay Jewelry, Magnets, & More" or Sally Aul's article "PVC Chuck for Holding Forms for Easy Removal" above to read the author's article on minor insects.

AAW

NEXT LEVEL SPIN TOPS



BY LINDA FERBER
ILLUSTRATIONS BY ROBIN SPRINGETT

Linda Ferber

WOOD BOTTLE STOPPERS



BY TIM HEIL

Tim Heil





Dick Hicks at a Maker's Sale





Bulletin Board

Of the many advantages of being an MWA member, one of the best is how willing members are to help each other. I was given some ash from a friend but I am not able to pick up the wood, I don't have a chainsaw and since we've moved to a condo I have no place to store the wood.



Erik Elwood and Lee Tourtelotte readily offered to help. Erik lifted all the wood and put it in the back of his pickup. Lee offered his backyard and LPC for cutting the wood as well as the sealer for the ends of the cut wood.



I have no place to store wood anymore and Lee graciously offered the "woodlot" area of his backyard for me to use. Thanks so much Erik and Lee!
Mike Rohrer



Jim Zangl has offered this great historical look at our group's presidents

1987-1990 Mary Lacer (Mary Redig)

1991-1992 Willie Allshouse

1993-1994 Don Wattenhofer

1995-1996 Chuck Pitschka

1997-1999 Mel Turkani

VP Duane Gemelke

2000-2002 Bruce Arones

VP John Nicholson

2003-2004 Bruce Arones

VP Don Roden

2005-2006 Don Roden

VP Bruce Thompson

2007-2008 Jim Zangl

VP '07 Bruce Thompson

2009-2010 Carol Magnuson

VP Wade Wendorf

2011-2012 Bob Myer

VP '11 Reed Jacobs

'12 Steve Mages

2013 -2014 Neil Robinette

VP '13 Steve Mages

VP '14 Tom Peter

2015-2019 Rick Auge

VP '15-'16 Fred Kogler

VP '17-'19 Janese Evans

2020-2022 Lee Luebke

VP Janese Evans

2023 Charlie Prokop

VP Linda Ferber



WOOD SEALER

At this time sealer is available at the monthly meetings and from:

Charlie Prokop, Woodbury, MN charlieprokop@gmail.com

Julie Abbott, Eden Prairie, MN, julieabbott@edinarealty.com

Bob Meyer, Lino Lake, MN, rjmbobco@comcast.net

Steve Mages, Minnetonka, smages@juno.com

Paul Laes, Cottage Grove, Woodforfun@hotmail.com



I am looking for others to sell sealer throughout the metro area.

Bring plastic jugs if you have them.

Sealer \$20.00 gallon.

We need heavy duty plastic jugs for dispensing sealer. If you have any gallon containers, we could sure use them. It would be best if you could bring your empty containers to be filled.

The club now has a chip card reader so you can pay Charlie by credit card or cash.

Anyone wanting to sell sealer can buy a quantity from me if you like or take some gallons and sell them to members and send the money to Treasurer Mark Debe.

Charlie Prokop, President MWA

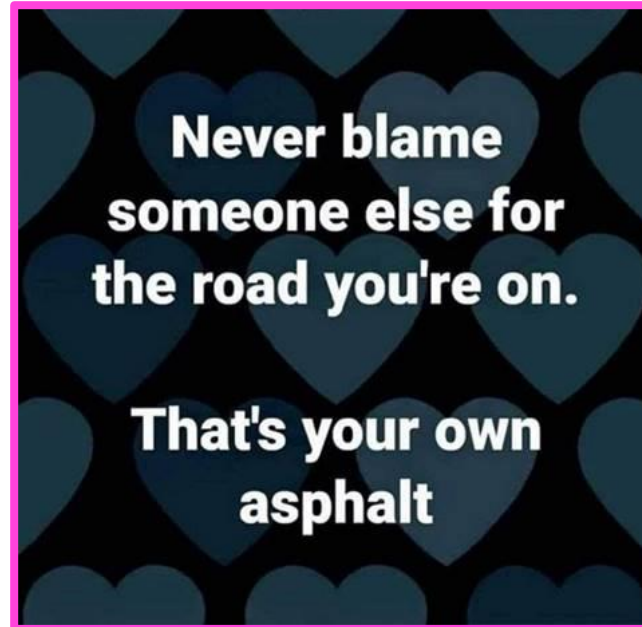




Please send items for the Bulletin Board to: mdrprof@gmail.com

As a group which has a common hobby but also is a group of good friends, we'd like to keep up with our friends and hear about awards, shows, family news (weddings, accomplishments of children and grandchildren), retirements, hospital stays, illnesses, book recommendations, website recommendations and anything else you would normally talk about in person at MWA or Sub-Group meetings. All of these and more are possibilities for the Bulletin Board. As we start seeing all our MWA friends face-to-face monthly, we can still reach the entire membership by the Bulletin Board.





What's On My Lathe?

Byron Patterson

Byron demonstrates his methods and jigs for creating artistic pendants

1. Turn piece round

I made a tool rest jig to use with my Joyner offset jig for making pendants.
I used purple heart because I have scraps of it right now.



2. Sanded to 600

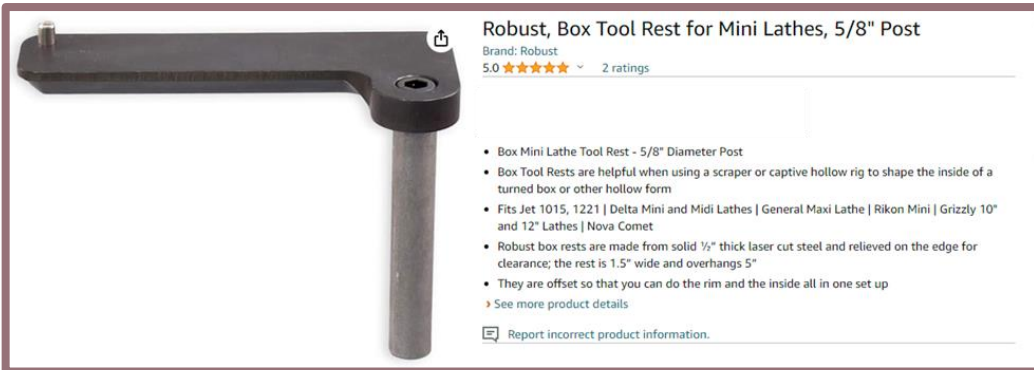
I used my Robert Sorby Micro Texture tool and sanded to 600. The sawdust has not been blown out to show the texture better.



What's On My Lathe? (cont'd)

Byron Patterson

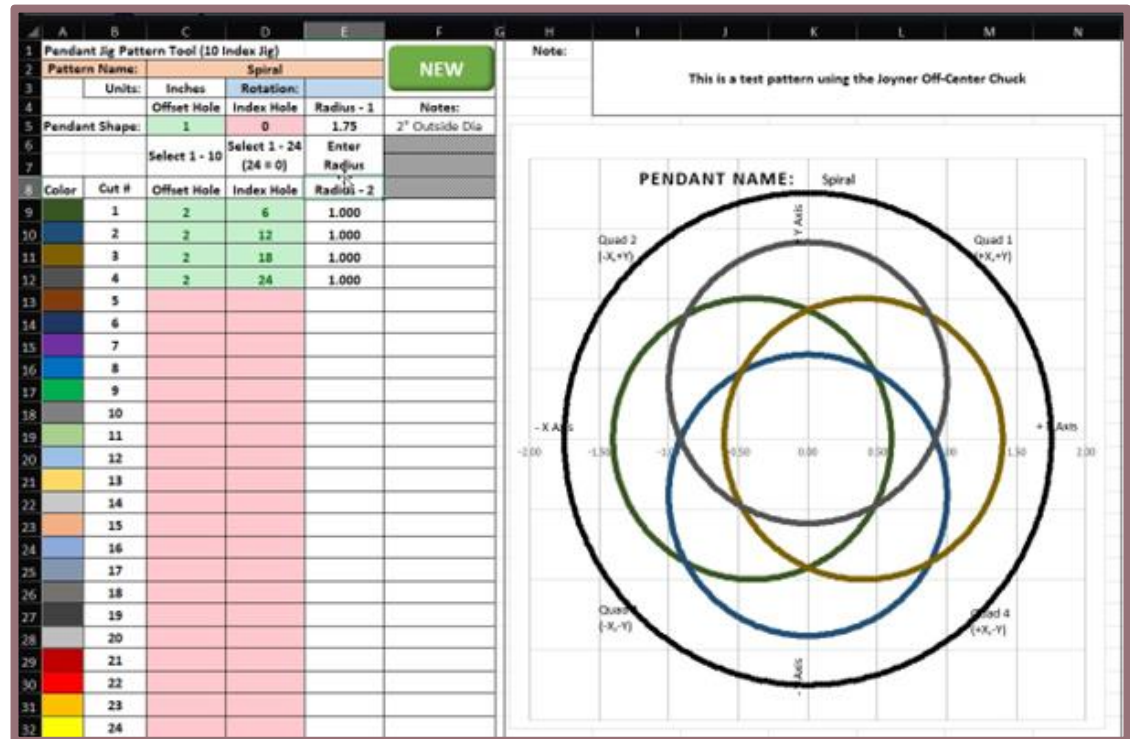
3. Robust has a flat tool rest that I purchased. I made a jig for the top of the tool rest. The bottom of the Jig does have a .25" lip to keep it square on the tool rest and I make use of the metal post by having a hole in the jig.



What's On My Lathe? (cont'd)

Byron Patterson

4. Leave enough room for the Joyner Jig to be removed to change the offsets.




5. Use the Excel program to pre-plan your pattern.



What's On My Lathe? (cont'd)

Byron Patterson

6. You can see my diamond pointed carbide tool just fits in the slots in the jig I made.



7. Using the jig allows me know exactly where to place my tool again for the next cut.



What's On My Lathe? (cont'd)

Byron Patterson



8. Finish and attach the jewelry findings.



Lathe Contact List

The MWA Newsletter is presenting a list of members who would be happy to give you pros & cons and experiences with the lathes they own or with which they have had experience.

This list is being updated every week as more members are contacting me saying they'd be happy to be listed. If you would be willing to have your name and email address listed under the type of lathe(s) you have, please contact me .

<u>LATHE</u>	<u>Member</u>	<u>Email address</u>
Bonnie Klein Mini	Bill Szydlo	szydlo.bill@gmail.com
Bonnie Klein Mini 12x18	Linda Ferber	lindajaneferber@gmail.com
Craftsman Professional	Steve Mages	smages@juno.com
Delta mid size 12"	Randall Thompson	thomp013@umn.edu
Delta mid size 12"	Dan Larson	dhjlar@comcast.net
Delta midi	Bob Meyer	rjmbobco@comcast.net
Delta midi	Joe Zwirn	joezathome@msn.com
Grizzley G 0733	Martin Young	martin.clay.young@gmail.com
Harbor Freight(Central Machinery 10x18)	Rusty Ogren	rick.Ogren@consolidated.com
Jet 1015	James Zangl	james.zangl@gmail.com
Jet 12/21	Lee Luebke	lguebke@comcast.net
Jet 14x42	Rusty Ogren	Rick.Ogren@consolidated.com
Jet 1640	Joe Zwirn	joezathome@msn.com
Jet 1642 EVS	Jenny Trice	jennytrice@aol.com
Jet 1642 1.5 hp	Greg Just	woodturner07@gmail.com
Jet JML 10/14 Mini	Neil Robinette	northsideturners41@gmail.com
Jet JWL - 1220VS	John Campbell	campbell.jn@gmail.com
Laguna 12/16	Lee Luebke	lguebke@comcast.net
Laguna 18/36	Jay Schulz	jfschulz@comcast.net
Laguna 18/36	Dan Larson	dhjlar@comcast.net
Laguna 18/36	Lee Luebke	lguebke@comcast.net
Laguna 18/36	Mike Lucido	mike.s.lucido@gmail.com
Laguna Revo 18/36 220v	John Campbell	campbell.jn@gmail.com
Laguna Revo 18/36 220v	Neil Robinette	northsideturners41@gmail.com



Lathe Contact List (cont'd)

NOVA 3000	James Zangl	james.zangl@gmail.com
Nova Comet II	Rolf Krogstad	rolf.krogstad@gmail.com
Nova Comet II	Mike Anderson	manderson4700@comcast.net
NOVA DVR 16"	Dan Larson	dhjar@comcast.net
NOVA DVR 16"	Joe Zwirn	joezathome@msn.com
NOVA DVR XP	Bill Szydlo	szydlo.bill@gmail.com
NOVA DVR XP 16"	Chuck Shreffler	cshreffler@outlook.com
Oneway 2036	Dick Zawacki	dickzawacki@gmail.com
Powermatic 2014	Steve Legvold	stevelegvold@gmail.com
Powermatic 2520B	Steve Mages	smages@juno.com
Powermatic 3520B	Todd Williams	toddwilli@comcast.net
Powermatic 3520B	Steve McLoon	s.c.mcloon@gmail.com
Powermatic 3520C	Reid zimmerman	reidazimmerman@gmail.com
Powermatic 3520C	Dan Ernst	piloto1@comcast.net
Powermatic 4224B	Dan Larson	dhjar@comcast.net
Powermatic 45	Todd Williams	toddwilli@comcast.net
Record Power Coronet Herald 14 x 20	Gary Egbert	gtegbert@yahoo.com
Robust American Beauty	Tim Dodds	tbikefast@aol.com
Robust Liberty	Jim Jacobs	woodmanmn@aol.com
Robust Liberty	Warren Gerber	xlwalleye@gmail.com
Robust Sweet 16	Linda Ferber	lindajaneferber@gmail.com
Robust Sweet 16	Bob Meyer	rjmbobco@comcast.net
Shopsmith	Martin Young	martin.clay.young@gmail.com
Shopsmith (restored)	Lee Luebke	lgluebke@comcast.net
Vega 2600	Bill Szydlo	szydlo.bill@gmail.com
Vicmarc VL 300	Lee Tourtelotte	leetourtelotte@icloud.com



Member Help Line

Mike Rohrer	612-276-9556	mdrprof@gmail.com	bowls, boxes	South Mpls
Steve Miller	715 821-8726	ssmiller920@gmail.com	all types, light on segmenting	River Falls, WI
Lee Tourtelotte	612-670-1874	leetourtelotte@icloud.com	all types, beginner, advanced	South Mpls
Warren Gerber	651 403 2883	xlwalleye@gmail.com	Bowls	Mendota Heights
Jim Jacobs	651-497-1309	woodmanmn@aol.com	beginner/advanced, segmenting, skews	Hastings
Dick Zawacki	507-744-5748	dickzawacki@gmail.com	general, bowls, wood carving	Northfield
Mike Lucido	651-738-2551	mike.s.lucido@gmail.com	general woodturning	Woodbury
Bill Campbell	715-338-2634	wm.e.campbell@uwrf.edu	general woodturning	River Falls, WI
Mark Kelliher	651-636-8678	markandkathy007@comcast.net	general woodturning	Arden Hills
Todd Williams	651-274-4658	toddwilli@comcast.net	general woodturning	Lake Elmo
Bob Meyer	651-483-6187	rjmbobco@comcast.net	bowls, ornaments, sharpening, gen'l.	Lino Lakes
Dick Hicks		rbhicks@rbhicks.com	platters, spindle work, bowls	Zoom from shop
Steve Mages	952-544-5286	smages@juno.com	general woodturning	Minnetonka
Neil Robinette	763-639-1085	northsideturners1@gmail.com	sharpening, tool control, turning vs budget	Brooklyn Park
Andy Levesque	651-769-4070 TEXT	andy.m.levesque@gmail.com	resin/epoxy casting, hybrid turning, vacuum stabilizing, CNC & laser engraving	Lindstrom
Rusty Ogren	612-990-4857	richardogren@protonmail.com	resin questions, crack filling	Plymouth
Dan Ernst	651-280-7484	pilot01@comcast.com	coring, wing bowls, bowls, gen'l turning	Maplewood, St Paul
Bill Szydlo	651-206-5547	szydlo.bill@gmail.com	segmenting, sharpening, gen'l turning	Northfield, MN
James Zangl	6541-645-4696	james.zangl@gmail.com	bowls, hollow forms, vases, pens, etc	St Paul -Hamline area
Joe Zwirn	612-619-4793	joezathome@msn.com	segmenting, general woodturning	Brooklyn Center
Mark Palma	612-991-7733	marksworkshop@gmail.com	finishing & color	Lanesboro



Member Help Line

The club has organized a "Member Help Line", the purpose of which is to answer questions/give advice and help educate our membership. Even though it has been more difficult during the pandemic social distancing time to help people in home workshops, there are still ways to help each other with woodturning questions & problems. The volunteers can help via email, telephone, Zoom, personal contact using social distancing and masks if desired, and probably other ways we haven't tried yet.

Maybe you're a beginner looking for advice on what to buy.

Maybe you have questions on chucking.

Maybe you have sharpening questions.

The volunteers listed on the next page are more than happy to help. Some have listed areas in which they feel more comfortable, but all will help with your woodturning question.

We would like more members to volunteer for our Member Help Line. If you would like to be "on call" please contact Mike Rohrer at mdrprof@gmail.com with your phone #, email address, area where you live, areas you'd be willing to help with, and your name will be added to the list.

Continued on next page



Editor's Notes



Lots of activities this month in the MWA. Veterans Day was this month and a special feature this month in a section honoring the veterans in our group.

The weather has definitely taken the turn toward winter. It is a good time to be in your shop – that is, of course, if it is HEATED!

If you have any suggestions for the newsletter, please contact me.

Mike Rohrer, Editor

mdrprof@gmail.com

