



Minnesota WoodTurners Association

A LOCAL CHAPTER OF THE AMERICAN ASSOCIATION OF WOODTURNERS



Volume 2023 October

October
Demonstrator

Jeff Luedloff
" 5 STEPS TO
TAKE YOUR
BOWLS TO THE
NEXT LEVEL "



In This Issue

Minnesota Woodturners Association

BOARD MEMBERS

Officers

PRESIDENT

Charlie Prokop

VICE PRESIDENT AND AAW REPRESENTATIVE & DEMONSTRATIONS

Linda Ferber

TREASURER

Mark Debe

RECORDING SECRETARY

Julie Abbott

Directors

Dan Ernst

Janese Evans

Rosanne Gold

Dick Hicks – Class Coordinator

Reid Zimmerman **501c3 Coordinator**

MEMBERSHIP DIRECTOR

Ken Crea

TECHNICAL SUPPORT

Janese Evans

Dick Hicks

Dan Larson

Lee Luebke

LIBRARY

Steve Clark

OTHER STAFF SUPPORT

Bob Meyer, Janese Evans - Group Purchasing

Dan Larson - Class Coordinator

Mike Hunter – Professional Demonstrations

Paul Laes – Sales at Meetings

Mike Rohrer - Newsletter

Message from your President	p. 3
Beads of Courage	p. 8
Instant Gallery	p. 19
Member Challenge	p. 26
Demonstration	p. 29
Future Meetings	p. 35
Ask A Turner	p. 39
New Members	p. 45
Area Group Meetings	p. 48
Bulletin Board	p. 56
Lathe Contact	p. 71
Member Help Line	p. 73
Editor's Notes	p. 75





A Message From Your President

Fellow MWA members:

Greetings All,

This is the first message from me as President, to you, the club members. I promise I will not submit messages like this very often - just not my style. However, there are a number of items, that if announced only at the club meeting, then only those in attendance and on ZOOM will be informed. That is around 80 + members out of around 300 members, and all of you should be informed. So, I ask you to please read through.

First, some big news! We will be resuming hands-on classes in November. We are planning on the following dates: Nov 11, Nov 18, Dec 9 and Dec 16. The club instructors are excited to get this going again. Watch the newsletter for more details.

Second, I met with Jennifer Newburg, President of the AAW, and she has given me permission to announce what has been under wraps: **The 2025 Symposium is coming the St. Paul, MN in June, 2025.**

Now for the news and the ask. First, some background.

When I took on this role as President, one of the tasks I took on was to read through the past 15 years of the club newsletters. It was very enlightening to read, learn the history, and see what the club was doing back so long ago...

I read all the Past Presidents' letters to the club, trying to get inside what was going on, how they approached the club issues, and what they put forth as vision for the club. Their words were very instructive.





A Message From Your President (cont'd)

I also have met with many past board members, and turners that have been very active for many years in the club. I had lunch with Mary and Al Lacer, coffee with Jim Jacobs, conversations with many fellow turners both experienced and novice turners - driveway and parking lot conversations with fellow SE Metro turners, Tim Hiel, Bob Meyer, and others. I met with all the Board members one on one to learn what I could from them. By my count, I have spoken with about 40-45 of you.

So, what did I learn? I learned that I really knew nothing, and the learning curve was going to be steep, that I was going to make mistakes, and would need to correct those errors. I also needed to find a vision from which I could guide the club. I also saw a great passion for the club, a very great passion.

When I was approached by Lee Luebke and informed that I had been “nominated” to be MWA President, I asked Lee who else was nominated. He told me, “no one”. So, I asked if I declined, what was the plan? And Lee responded, “we don’t have one”. This answer and other observations gave rise to what a vision could and should be. That vision is we need as a club to create a bench strength, a farm system, a reserve of people to ascend to roles in the club as those members that are doing yeomen’s work decide to step away. We need teams of members handling the multitude of tasks that make this club one of the best in the country. We need backup.

Thus, the Board sent out a survey, and from that survey, many of you raised your hands and said, “I’ll help!” Thank you all! And we have begun to build teams. Here is a partial list.





A Message From Your President (cont'd)

We now have 12 -15 club members volunteering as hands-on instructors; hence the resumption of classes. We had 3 or 4 at the beginning of the year.

The AV Tech group that runs the ZOOM and video now has 7 members, up from 4.

Mark Debe has served 9 years as our Treasurer, and there was no one as an understudy. Our new (to be elected) treasurer John Hehre has a couple of members stepping up as assistants.

Same with Ken Crea, 9 years as our membership coordinator with no understudy. Sandra Siedel (to be elected) has Travis Gast joining her to fill the role that Ken held.

We needed to fill a total of 4 open board positions. Besides John and Sandra, Dave Blume and Mike Braml stepped up.

Our club demonstrator list was empty back in Feb/March. Now thanks to your help and Linda Ferber's work, the dance card is nearly full for the next 9 to 12 months.

We have a member taking charge of the sealer!!

We have a group of 3 members that have formed the Lathe Maintenance Crew. Their job is to keep our club lathes in tip top shape. Thank you!





A Message From Your President (cont'd)

But, here is the ASK. We have 2 vital positions to fill and one newly created role. First the vital positions.

We are in great need of a Class Coordinator. Without one, classes will be very difficult to sponsor.

You do not need to be a fantastic turner. Heck, you don't need to be able to turn at all! We need someone that can work the website posting classes with class descriptions, registrations, assigning class instructors and handling the communication. Teaching the role will be available! Can you help?

Second, there is no one on the bench to fill in the tremendous job that Mike Rohrer has done with the newsletter. He is one of the best in the nation. Do you have editorial skills? Worked on a school newspaper? Do you know your way around a document program? If you can step up, I know Mike is a pretty good instructor. Are there 2 of you out there so we can build a newsletter team?

A new role: that of Commission Project Coordinator. Your task is to respond to emails and inquiries that the club receives from the public for a woodturner project and process that request. You would respond to the email by email/phone call/text and learn what the scope of the project is. With that information, you connect with a turner from the list of turners (I have it), a local turner near the requestor with the proper equipment (lathe capacity), and interest to handle the task. We usually get 1 to 3 of these a month. You do not need to be a great turner, just a great organizer and promoter of the club. Can you take on this role?

There are a number of other items that the board is working on and as plans come together, I will inform the club.





A Message From Your President (cont'd)


If you have questions about any of these positions, or can help in some other way, please connect with me via my email: charlieprokop@gmail.com

In closing, thank you all for tolerating my fumbles during this first 10 months. I have a lot more to learn.

Charlie Prokop

MWA President





Jay Schulz manages the Beads of Courage program for the MWA



Don Schlais





Greg Just



Anonymous



Steve Legvold

Al Fletcher discusses the
Beads of Courage boxes
he has made and donated





Carol Olson & Diane Puetz



Kraig Brue



Diane Puetz





Nancy & John Suhreptz



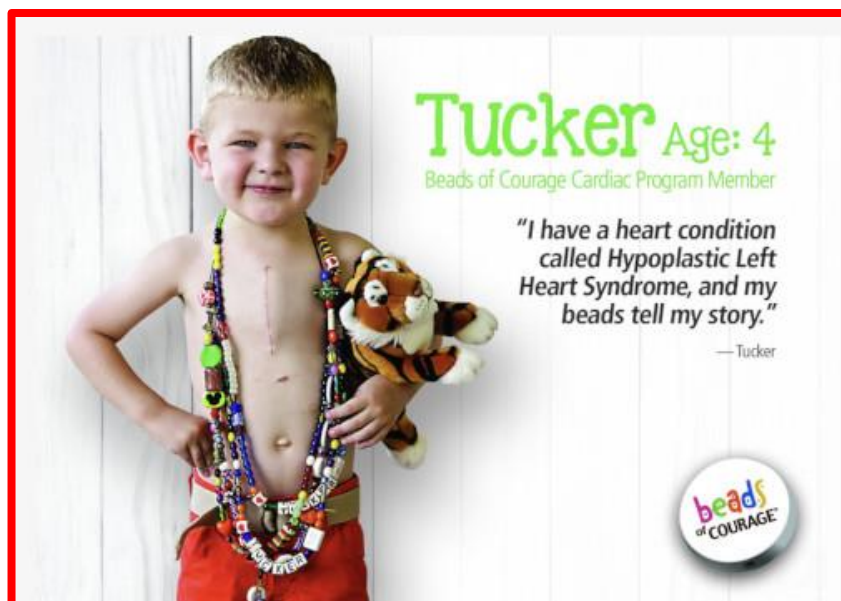
Bob Meyer tops – Ken Schwichtenberg ball & cup



Phylcia, the Masonic Child Life Specialist nurse, receiving the boxes/bags/toys. Phylcia is one of the administrators for the BoC program for UM Masonic Children's.




Remember folks, **EVERY** bead is a procedure these kids have gone through



For information about how to participate in our program, contact our MWA member who manages our program, Jay Schulz at jfschulz@comcast.net

Read the titles from
top left onwards . . .
Arranged by a librarian.

Simply brilliant!





Before/After Meeting



Discussing Jeff's bowls



Steve Clark describing new materials in the MWA library with Rich Roberts



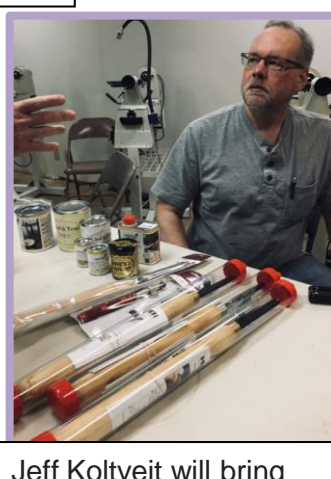
Mark Palma explaining a technique to Erik Elwood




Free & inexpensive wood



Bob Puetz



Jeff Koltveit will bring items from Woodcraft if you contact him



Tom Spielman




Scott Spring





Before/After Meeting (cont'd)



Steve Schenk




Erik Elwood peruses some of Jeff Luedloff's extensive woodturning library



Bill Breckon



Ryan Overgaard enjoying Jeff's bowls



Kristen Holtz is back in MN and enjoying the MWA meetings



The crowd begins to gather



Steve Legvold





Before/After Meeting (cont'd)



John Enstrom & John Suhreptz




Ready for the meeting & Jeff's demo



Jim Jacobs describing
the free walnut available



Jay Schulz
describing the Beads
of Courage program



Ken Crea announcing
new members &
membership level




Lee Tourtelotte & Jeff discussing
the finer points of bowls





Before/After Meeting (cont'd)



President Charlie Prokop has announcements after the meeting. Be sure to read his "Message" at the beginning of the newsletter.



Jay Schulz discussing the finer points of the Beads of Courage program with volunteers



Bob Hope

ON TURNING 100 - "I don't feel old. In fact, I don't feel anything until noon. Then it's time for my nap."

ON GIVING UP HIS EARLY CAREER (BOXING) - "I ruined my hands in the ring. The referee kept stepping on them."

On his deathbed they asked him where he wanted to be buried. Bob Hope replied: "Surprise me."

He lived to be 100

ON TURNING 70 - "I still chase women, but only downhill."

ON TURNING 80 - "That's the time of your life when even your birthday suit needs pressing."

ON TURNING 90 - "You know you are getting old when the candles cost more than the cake."

ON GOLF - "Golf is my profession. Show business is just to pay the green fees."

ON PRESIDENTS - "I have performed for 12 presidents but entertained only six."

ON WHY HE CHOOSE SHOWBIZ FOR HIS CAREER - "When I was born, the doctor said to my mother, congratulations, you have an eight-pound ham."

ON RECEIVING THE CONGRESSIONAL GOLD MEDAL - "I feel very humble, but I think I have the strength of character to fight it."

ON HIS FAMILY'S EARLY POVERTY - "Four of us slept in the one bed. When it got cold, mother threw on another brother."

ON HIS SIX BROTHERS - "That's how I learned to dance. Waiting for the bathroom."

ON HIS EARLY FAILURES - "I would not have had anything to eat if it wasn't for the stuff the audience threw at me."





Instant Gallery – October Meeting

John Campbell



A Dick Hicks inspired Irish platter. Wood is from John Enstrom. Segments were cut using a Jim Jacobs jig. The plug is zebrawood, segments are spalted silver maple, walnut, jatoba, and merbau. Finished with walnut oil. 11 $\frac{3}{4}$ " d, $\frac{1}{4}$ " thick.

This is the bowl that was in the September "Ask a Turner". I was able to repair it with 5-minute epoxy. The joint line does show, but it is fine. I didn't have much turning left, so the joint wasn't stressed a lot. The bowl is red cedar finished with the Beale buffing system. It is part of a three-bowl set cored from the same blank.






Instant Gallery (cont'd)



Sid Buxton

Joe Zwirn



It's cherry and maple ambrosia with a lot of beetle holes. Since it's for food, I filled the holes and this one had a lot of holes. The best thing I found for filling the holes was Starbond CA (medium thick) but not filling the holes in one application. I tried black, but the clear looked a lot better.





Instant Gallery (cont'd)



Lee Luebke



Jim Helferich



Linda Ferber



Jim Campbell



Sid Buxton



Don Pohlman



Darrell Freitag





Instant Gallery (cont'd)



Mike Rohrer



Byron Patterson
purpleheart



Shauna Patterson



Mark Palma



Lee Tourtelotte



Lee Tourtelotte




Al Fletcher





Instant Gallery (cont'd)

Al Fletcher



Bill Breckon



Ken Klein





Instant Gallery (cont'd)

Jim Robertson

Linda Ferber



Byron Patterson





Instant Gallery (cont'd)

Greg Ford



John Suhreptz



Darrell Frietag





September Member Challenge – Two-Part Bowl



Martin Young



Al Fletcher



Sid Buxton





September Member Challenge – Two-Part Bowl



Jim Jacobs



Mike Rohrer



How to keep all the **cookies** to yourself:





October Demonstration 5 Steps to Take Your Bowls to the Next Level

Jeff Luedloff



Jeff is one of the MWA's preeminent authorities. He is an expert regarding his turning skill, but especially in the level of his knowledge of every aspect of our specialty, our hobby, our life, WOODTURNING.

Jeff's personal library of woodturning literature rivals and surpasses most all organizations of woodturning. He brought many (but just a small percentage) of his books on woodturning for us to handle, thumb through and covet.


For his excellent, well-prepared and superbly presented "demonstration", Jeff did not generate a single wood chip or sawdust particle. Through excellent discussion and demonstration, he took the MWA at the October 2023 meeting through the steps from the conception to the completion of the perfect, unflawed, whole, finished, entire, intact, spot-on bowl – to the best of your ability.





October Demonstration (cont'd) 5 Steps to Take Your Bowls To the Next Level

Jeff Luedloff



Jeff began with our raw material, the block of wood that will become our completed bowl



The presentation took a step-by-step approach




Byron Patterson, one of the video crew which helps MWA members present at the meeting, viewing at home and who will view Jeff's presentation in the club's archives over the years





October Demonstration (cont'd) 5 Steps to Take Your Bowls to the Next Level



Jeff Luedloff



Jeff's logical progression
was easy to understand



Examples from his all-encompassing
library of woodturning books and articles



Jeff used drawing & examples






October Demonstration (cont'd) 5 Steps to Take Your Bowls to the Next Level

Jeff Luedloff



All MWA members will want to view Jeff's demo, whether you did not see it at the time of presentation, or if you did, you will certainly want to view it again

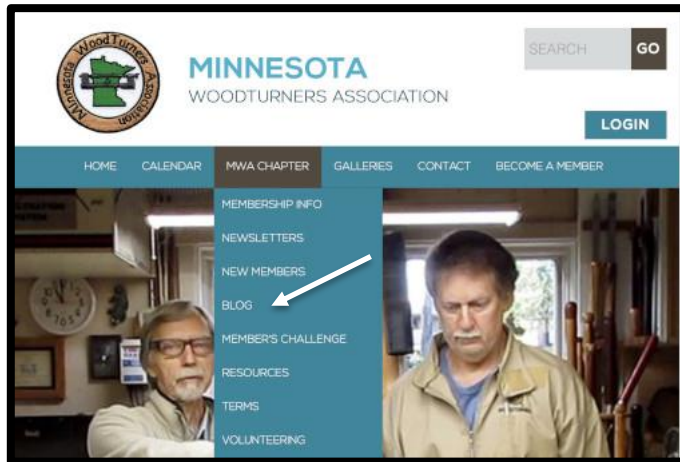


MWA October Demo (cont'd)

Jeff Luedloff 5 Steps to Take Your Bows to the Next Level

Thank you so much, Jeff

Jeff's entire demo is available
on the MWA's website under
the blogs



On the Home Page, click on Blog. If this page
does not show up, go to:

<https://www.mnwoodturners.com/mwa-chapter/blog/>

BLOG

*Check out the 2020-2021 and other Archives.
We have our Tuesday Turners Tune Up demo
posted.*

Navigating through the Blog you will find helpful
information like how to build a log processing

ARCHIVE

- 2023
- 2022
- 2021
- 2020
- 2019

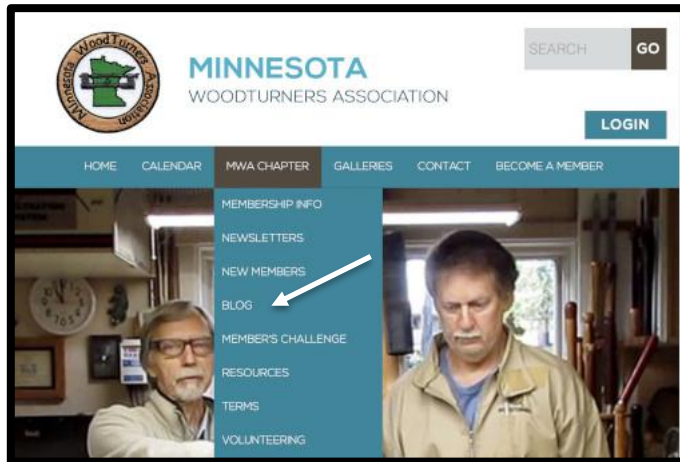
Go to 2023

5 steps to take your bowls to the next level with Jeff Leudloff

Scroll down and click on the
YouTube video that will
show you Jeff's entire demo



MWA Archives of Demos & Other Activities



On the Home Page, click on Blog. If this page does not show up, go to:

<https://www.mnwoodturners.com/mwa-chapter/blog/>

BLOG

Check out the 2020-2021 and other Archives. We have our Tuesday Turners Tune Up demo posted.

Navigating through the Blog you will find helpful information like how to build a log processing

ARCHIVE

- 2023
- 2022
- 2021
- 2020
- 2019

The MWA became quite active in saving demonstrations beginning in 2014. Check out the years archived to find some demos interesting to you

Scroll down and click on the YouTube video that will show you the recorded demonstration





MWA November MEETING

In person and zoom

November 4

Demo starts at 10:00 am

Zoom is live at 9:30 am

Doors open at 9:00 am

Demo – In House and live Zoom with Tim Heil

Twenty Tips to Make
Your Tasks Easier





MWA November MEETING



Nov 4th 2023
MWA Monthly Meeting

Demo starts at 10:00 am
Zoom is live at 9:30 am
Doors open at 9:00 am

Join us as Tim Heil shares 20 tips for better woodturning. Tim is one of our most published turners and has much to share. Sure to be very informative and interesting!





MWA November MEETING (cont'd)


Bring your **“Next Level Bowls”** for
the Member Challenge to the November meeting

**INSTANT GALLERY TURNINGS CAN BE SENT TO EDITOR MIKE ROHRER
(mdrprof@gmail.com) OR BROUGHT
TO THE MONTHLY MEETING.**

**MONTHLY CHALLENGE TURNINGS MUST BE BROUGHT TO THE MONTHLY
MEETING**

**Remember Jeff Koltveit from Woodcraft will be at the meeting
You can call in an order & Jeff will bring it to the meeting**







Ask A Turner

I'm now using a Laguna Revo 18-36 lathe and this is the biggest bowl I have ever turned. It began as a block of poplar 4" thick and 16" in diameter. I mounted it with a faceplate and turned the bottom. I made a tenon for attachment with my Stronghold chuck when I reversed it to turn the inside. I turned the bottom to completion. I reversed it, chucked it and when I had removed about a quarter or third of the inside, the bowl flew off the lathe. Boy, that will get your attention! The tenon had lost about an inch of its diameter, but I thought there was enough to grab with the chuck jaws. I hadn't turned the inside a minute or two more and it flew off the lathe again.

My questions: What did I most likely do wrong related to this big, heavy blank and what should I do next time? I have another identical block. Was the side of the tenon not long enough? I make the walls of the tenon straight to match the Stronghold's dimension. Is there a better way to hold a big bowl for turning the inside?

Mike Rohrer





Ask A Turner (cont'd)

Steve Mcloon
Responder

Without having been there it is impossible to say with certainty what went wrong. However, there are a few common causes for bowls coming off chucks. The most common reasons the four-jaw chuck fails to hold a tenon fall into four main categories: wood failure, improper tenon construction, chuck or jaw selection and catches. Let's look at each of these.

The tenon and the bottom of the bowl where the tenon attaches should be good solid wood. This area should not have any punky regions where the wood is starting to rot or any cracks. Punky wood will feel spongy when you push on it with your thumb. Cracks may indicate weaknesses along the grain deeper than the visible cracks. I know we all hate to waste wood, but turning wood with these defects can be dangerous. Even if the wood is solid, it can still be ripped off the chuck. Softer woods, which include poplar, basswood and boxelder, may not have the strength to be held by the chuck, particularly if there is a catch. This is even more of an issue when the chuck expands in the recess rather than gripping a tenon (see below).

Some aspects of tenon construction are often ignored or misunderstood. The tenon should have a minimum diameter of 40% of the diameter of the outside of the bowl blank. You can think of the outer circumference of the bowl as a lever pushing against the fulcrum of the tenon. As you apply pressure to the outer circumference while turning, it results in considerable force on the tenon. Scraping such as using Easy Tools, results in a higher force than cutting with a gouge. If the tenon is too small, it is more likely to fail when force is applied.





Ask A Turner (cont'd)

Steve Mcloon
Responder

The geometry of the tenon is also important. If your chuck has straight jaws, then the side of your tenon should be perfectly straight. If your chuck has dovetail jaws, then the side of your tenon should have an angle that matches the jaws. You lose strength if you put a dovetail tenon in straight jaws. I was told that straight and dovetail jaws have equal holding power with properly constructed tenons. The junction of the tenon side to the base of the bowl should be a sharp clean joint. Any imperfections in this area will keep the chuck jaws from seating fully.

The junction between the top of the jaws and the bottom of the bowl blank is as important as the side of tenon for the strength of the chuck grip. The bottom of the bowl should be absolutely flat and parallel to the top of the chuck jaws for the full width of the jaws. The bowl blank needs to seat firmly onto the top of the jaws. This helps resist tipping of the bowl relative to the chuck.

It is important to select the correct jaws for your chuck for your given situation. I use Oneway Stronghold chucks. Oneway makes jaws for this chuck that they number from 1 (smallest) to 6 (largest). There is some overlap in the diameter of the tenon or recess that fit jaws with adjacent numbers. You always want to use the largest jaws you can and have them as closed as possible to fit your tenon or recess. This puts the maximum amount of jaw in contact with the wood. (You may tell your significant other that I said you must buy more jaw sizes for safety reasons.)





Ask A Turner (cont'd)

Steve Mcloon
Responder

Finally, there are catches. We all have them. This is where our turning tool digs into the wood and tries to stop it from turning. The lathe has a lot of power and is likely to keep turning even when your tool catches the wood. Sometimes the wood at the catch will rip out making a defect in the surface. With a really bad catch, the bowl will rip out of the tenon. Catches happen very quickly and often dramatically. You may not even realize you had a catch as your bowl is flying across the room.

Now let's consider a chuck expanding in a recess on the bottom of a bowl. Almost everything I said above applies to this situation. However, expanding jaws in a recess is inherently weaker than clamping on a tenon. When clamping on a tenon, the jaw on one side is actually clamping against the jaw on the other side with the tenon in between. When expanding in a recess, the only thing opposing the force of the jaw is the strength of the wood. If the exterior wall of the bowl slopes up too severely, there will not be much wood opposing the force of the jaw. Even if there is plenty of wood, it may not be strong enough to counter the push of the jaws and the torque placed on the side of the bowl while turning.

These issues cover the most common problems associated with failure of the chuck to hold the bowl while turning. There are some less common problems that I will not cover here. Of course, life is complicated, and sometimes we just have bad luck due to no failure of our own. Good turning.

-Steve McLoon



Ordering a Pizza In 2023

CALLER: Is this Pizza Hut?

GOOGLE: No sir, it's Google Pizza.

CALLER: I must have dialed a wrong number, sorry.

GOOGLE: No sir, Google bought Pizza Hut last month.

CALLER: OK. I would like to order a pizza.

GOOGLE: Do you want your usual, sir?

CALLER: My usual? You know me?

GOOGLE: According to our caller ID data sheet, the last 12 times you called you ordered an extra-large pizza with three cheeses, sausage, pepperoni, mushrooms and meatballs on a thick crust.

CALLER: Super! That's what I'll have.

GOOGLE: May I suggest that this time you order a pizza with ricotta, arugula, sun-dried tomatoes and olives on a whole wheat gluten-free thin crust?

CALLER: What? I don't want a vegetarian pizza!

GOOGLE: Your cholesterol is not good, sir.

CALLER: How the hell do you know that?

GOOGLE: Well, we cross-referenced your home phone number with your medical records. We have the result of your blood tests for the last 7 years.

CALLER: Okay, but I do not want your rotten vegetarian pizza. I already take medication for my cholesterol.



Ordering a Pizza In 2023 (cont'd)

GOOGLE: Excuse me sir, but you have not taken your medication regularly. According to our database, you purchased only a box of 30 cholesterol tablets once at Lloyds Pharmacy, 4 months ago.

CALLER: I bought more from another Pharmacy.

GOOGLE: That doesn't show on your credit card statement.

CALLER: I paid in cash.

GOOGLE: But you did not withdraw enough cash according to your bank statement.

CALLER: I have other sources of cash.

GOOGLE: That doesn't show on your latest tax returns, unless you bought them using an undeclared income source, which is against the law!

CALLER: WHAT THE HELL?

GOOGLE: I'm sorry sir, we use such information only with the sole intention of helping you.

CALLER: Enough already! I'm sick to death of Google, Facebook, Twitter, WhatsApp and all the others. I'm going to an island without the internet, TV, where there is no phone service and no one to watch me or spy on me.

GOOGLE: I understand sir, but you need to renew your passport first. It expired 6 weeks ago...



New Members September 2023

Welcome all new members and we all look forward to getting together face to face and meeting you soon

Scott Spring

Bill Baker

Cris Town

Miles Haugen

Ryan Kivlehan

Jim Mills

Minneapolis

St. Cloud

Lindstrom

Farmington

Edina

Plymouth



New Members September 2023




Ryan Overgaard



Rosemary Moore





I've been told I drink too much coffee. I don't think so, but this saves a lot of time and washing of cups.

Mike Rohrer



Area & Regional Meetings

Do you live in the North Metro Area? Are you interested in an area group of woodturners?

North Metro Turners

Contact John Enstrom if you are interested in being part of a group in the North Metro

John's contact numbers:
Phone: 763-441-4086
Email: enstrom06@msn.com



Area & Regional Meetings

Hamburger Club

The Hamburger Club met Thursday October 19th at Big Louie's for fellowship and discussion of our favorite activity, woodturning

From left around to right: Bob Ross, Steve Mages, Joe Zwirn, Dan Larson, Dan Ernst, Dick Hicks, Jim Walker, Jim Zango, Steve McLoon, Mike Hunter, Neil Robinette, Bob Puetz, John Enstrom, John Suhreptz

If you would like to be notified about the once-a-month lunch get-together, please contact Mike Hunter at huntertoolsystems@gmail.com



Area & Regional Meetings

No Name Yet

Six of us had a delightful lunch last Friday, our first splinter group meeting. (So far, we don't have a name or title for the group.) In addition to the usual discussions of various turning topics, we discussed what we might do next. What we might do will lead to some collaborative project, determined by the group and what their goals are.



At the next meeting we plan to visit the Minnesota Museum of Arts and wander the Asian sections. The MIA has the largest of such collections outside of the Far East. We plan to meet at 10am to wander the various galleries of interest discussing what we see and how it might apply to wood-turned art. Then around noon we'll head for lunch together at the MIA. Who knows what we might decide to do together, or if separately?

Side note It is possible the splinter group will request the MWA classroom for work on collaborations. Some members' lathe access is unheated and one is using maker's space. The community-building for collaboration will be stronger if working in same space

If any additional members are interested in joining our splinter group please let me know –
lindajaneferber@gmail.com



Area & Regional Meetings (cont'd)

SE Metro
October

The theme for the meeting was “Bring Your Mistakes”. It was not only a lot of fun, but very educational with all of the discussion. Thanks to Bill Campbell for hosting.





Host Bill Campbell discusses his bowl that was the topic for last month's "Ask A Turner"



Doug Ashton discusses repairs as Gary Egbert listens



All of these bowls suffer from MISTAKES



Lee Tourtelotte shows his mistake as Rich Roberts and Erik Elwood pay close attention



Warren Gerber takes in the things that can go wrong at the lathe





Gary Egbert brought his inexpensive, home-made suction chuck



Jim Crosby shows the terrible breakage of this big, spalted vessel. He got lots of suggestions to save this nice piece.



Mike Rohrer shows the bowl that is the subject of this issue's "Ask A Turner"



November's SE Metro host, Rich Robert discusses repairs



Yes, Jim Jacobs makes mistakes!



Dave Olson looking for Jim's mistake





Chemist Jay Schulz did a short, but excellent and informative presentation on epoxies. He gave several literature references.

The Science Behind Epoxies

Mya Rae Nelson takes a look at the molecular structure of epoxies and why it bonds so well with wood



If you would like to be added to the SE Metro contact list, email Jim Jacobs at woodmanmn@aol.com

Area & Regional Meetings (cont'd)

Northeast Turners

The Northeast Turners enjoyed their monthly breakfast meeting at the Rusty Cow. Lots of good woodturning discussions and comradeship.*



If anyone would like to join in, drop an email to Greg Just at woodturner07@gmail.com. We usually meet on the third Saturday at 7:30 a.m.

*Once again, the undependable photographer failed to show up, so this is the photo of last month's breakfast





ELK RIVER REGIONAL GROUP

John Campbell and John Enstrom would like to form a regional group for the Elk River Area turners.

Conceptually, we would meet for lunch at Bootleggers in Nowthen.
19735 Iguana St. NW, Nowthen, MN 55330.

If you are interested contact:

John Campbell, 612-707-5986 or John Enstrom 763-441-4086

SEGMENTERS SUBGROUP

Interested in Segmented Turning?

Never tried it but would like to learn.? Let me know if you would be interested in forming a Segmenters Subgroup. Location and time of meeting is TBD. Please send a message to Greg Just @ woodturner07@gmail.com.



MN Woodworkers Guild Expo

The MWA promoted our club at the expo. We did turning demos, handed out brochures and spoke with people attending the expo. George Martin turned tops and gave them away. Dave Blume turned captive Ring Baby Rattles. Dick Hicks turned a platter. Steve Mages turned a bowl.

Paul Laes, Bob Puetz, Alan Fletcher and I talked with the crowd about the MWA. Al had a sales table. Mike Hunter, Hunter Tools had a booth next to ours.





Bulletin
Board


MN Woodworkers Guild Expo (cont'd)



Steve Mages



Al Fletcher's
first sales
experience





I have quite a bit of ash and some birch that was cut down 2-3 years ago. All pieces are coated with preservative and seem to be in very good condition. It's free. Just can't use it all and I have no way to bring it to a meeting. I live in Brooklyn Park.

Call or text me at 612-422-8584.
Jane Hilary

I'm a former member who had to give up woodturning as we have two small children which required a move to a larger home, but sadly one without a dedicated woodworking space. I have had my turning equipment in storage for the last few years hoping I could make something work, but have come to realize I need to let it go as it will be a decade before I can get back to turning when kids are grown up and off to college.

I'm selling everything in one lot and it would be a great deal for anyone starting out. Below is a link to my Facebook and craigslist postings. If you are aware of anyone in the group who might be interested, I would greatly appreciate it if you could pass this along.


The Facebook posting has a video that best layouts out what is being offered.

<https://www.facebook.com/marketplace/item/329489569753026/>

<https://minneapolis.craigslist.org/dak/tls/d/saint-paul-turn-key-wood-bowl-turning/7676206725.html>

Shane Maki
Rosemount, MN
shanemaki@gmail.com
651-472-4012





Linda Ferber



Linda Ferber
Wobbler Top: Mouse with
Wedge of Cheese

Congratulations, Linda



Selection from Linda Ferber's top collection on display at the AAW Gallery of Wood Art





Linda Ferber

It was fun to connect with educators at the Minnesota Technology Engineers Educational Conference. We heard great stories about lathes in the classrooms. The teachers want to improve their woodturning and sharpening skills asking detailed questions. We were able to answer questions about tools, equipment, and sharpening.



Linda & Rosanne


Skills USA had a booth at the event and our conversations concerning woodturning and youth competition program continued with plans in place to connect to take the next steps. The MTEEA conference guest speaker was from NASA who focused on how student design and manufacturing is being utilized. The conference was a win win for all of us.



Shirley & Guy

A thank you to the AAW chapters: Minnesota Woodturners and Mid-Minnesota Woodturners and their volunteers: Rosanne Gold, Guy Schafer, Shirley Giesfeldt and Linda Ferber

Several educators report that new lathes and tools had recently been purchased and they were in the process of setting up the schools' turning center. Sharpening was a hot topic with their goal to improve understanding of process equipment necessary.



DENNIS THE MENACE H. KETCHAM



"This is where my dad starts things that end up in the fireplace."





For quite a few years I have donated turned pieces to the Minnesota Dental Foundation for their annual fundraising auction.
Mike Rohrer

The *mission* of the Minnesota Dental Foundation is to:

- Initiate and support programs that provide dental services to underserved populations and communities;
- Encourage and support volunteerism within the profession; and
- Promote careers in dentistry, especially in underserved areas.


The DDS (Donated Dental Services) program provides comprehensive dental care to those who are disabled or who are elderly or medically fragile and cannot afford the needed dental care. It also provides services to veterans.





President Charlie Prokop and Steve Miller in Steve's sales booth at a recent sale





Pictures From the Past

James Zangl



Jim Jacobs



Linda Ferber



Hal Malmlov



Bob Meyer



Al Stirt



Jeff Luedloff & Mike Hunter



Jimmy Clews





Pictures From the Past (cont'd)

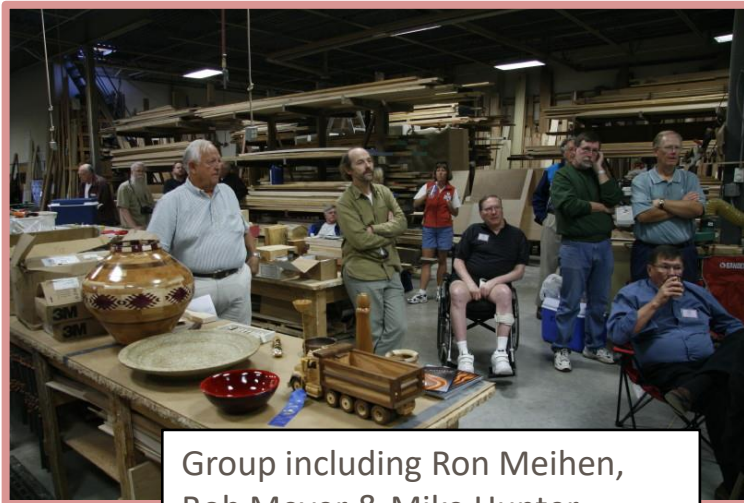
James Zangl



Bruce Arones, Jim, Linda



Tim Heil



Group including Ron Meihen,
Bob Meyer & Mike Hunter



Nick Cook demo





James Zangl

Any Question That There
Is A Turner Around?





WOOD SEALER

At this time sealer is available at the monthly meetings and from:

Charlie Prokop, Woodbury, MN charlieprokop@gmail.com

Julie Abbott, Eden Prairie, MN, julieabbott@edinarealty.com

Bob Meyer, Lino Lake, MN, rjmbobco@comcast.net

Steve Mages, Minnetonka, smages@juno.com

Paul Laes, Cottage Grove, Woodforfun@hotmail.com



I am looking for others to sell sealer throughout the metro area.

Bring plastic jugs if you have them.

Sealer \$20.00 gallon.

We need heavy duty plastic jugs for dispensing sealer. If you have any gallon containers, we could sure use them. It would be best if you could bring your empty containers to be filled.

The club now has a chip card reader so you can pay Charlie by credit card or cash.

Anyone wanting to sell sealer can buy a quantity from me if you like or take some gallons and sell them to members and send the money to Treasurer Mark Debe.

Charlie Prokop, President MWA





Please send items for the Bulletin Board to: mdrprof@gmail.com

As a group which has a common hobby but also is a group of good friends, we'd like to keep up with our friends and hear about awards, shows, family news (weddings, accomplishments of children and grandchildren), retirements, hospital stays, illnesses, book recommendations, website recommendations and anything else you would normally talk about in person at MWA or Sub-Group meetings. All of these and more are possibilities for the Bulletin Board. As we start seeing all our MWA friends face-to-face monthly, we can still reach the entire membership by the Bulletin Board.





"24 hours in a day and 24 beers in a case. Coincidence? I think not!"

H. L. Mencken

"Beer is proof that God loves us and wants us to be happy."

Benjamin Franklin



"Without question, the greatest invention in the history of mankind is beer. Oh, I grant you that the wheel was also a fine invention, but the wheel does not go nearly as well with pizza."

Dave Barry



Lathe Contact List

The MWA Newsletter is presenting a list of members who would be happy to give you pros & cons and experiences with the lathes they own or with which they have had experience.

This list is being updated every week as more members are contacting me saying they'd be happy to be listed. If you would be willing to have your name and email address listed under the type of lathe(s) you have, please contact me .

<u>LATHE</u>	<u>Member</u>	<u>Email address</u>
Bonnie Klein Mini	Bill Szydlo	szydlo.bill@gmail.com
Bonnie Klein Mini 12x18	Linda Ferber	lindajaneferber@gmail.com
Craftsman Professional	Steve Mages	smages@juno.com
Delta mid size 12"	Randall Thompson	thomp013@umn.edu
Delta mid size 12"	Dan Larson	dhjlar@comcast.net
Delta midi	Bob Meyer	rjmbobco@comcast.net
Delta midi	Joe Zwirn	joezathome@msn.com
Grizzley G 0733	Martin Young	martin.clay.young@gmail.com
Harbor Freight(Central Machinery 10x18)	Rusty Ogren	rick.Ogren@consolidated.com
Jet 1015	James Zangl	james.zangl@gmail.com
Jet 12/21	Lee Luebke	lguebke@comcast.net
Jet 14x42	Rusty Ogren	Rick.Ogren@consolidated.com
Jet 1640	Joe Zwirn	joezathome@msn.com
Jet 1642 EVS	Jenny Trice	jennytrice@aol.com
Jet 1642 1.5 hp	Greg Just	woodturner07@gmail.com
Jet JML 10/14 Mini	Neil Robinette	northsideturners41@gmail.com
Jet JWL - 1220VS	John Campbell	campbell.jn@gmail.com
Laguna 12/16	Lee Luebke	lguebke@comcast.net
Laguna 18/36	Jay Schulz	jfschulz@comcast.net
Laguna 18/36	Dan Larson	dhjlar@comcast.net
Laguna 18/36	Lee Luebke	lguebke@comcast.net
Laguna 18/36	Mike Lucido	mike.s.lucido@gmail.com
Laguna Revo 18/36 220v	John Campbell	campbell.jn@gmail.com
Laguna Revo 18/36 220v	Neil Robinette	northsideturners41@gmail.com



Lathe Contact List (cont'd)

NOVA 3000	James Zangl	james.zangl@gmail.com
Nova Comet II	Rolf Krogstad	rolf.krogstad@gmail.com
Nova Comet II	Mike Anderson	manderson4700@comcast.net
NOVA DVR 16"	Dan Larson	dhjar@comcast.net
NOVA DVR 16"	Joe Zwirn	joezathome@msn.com
NOVA DVR XP	Bill Szydlo	szydlo.bill@gmail.com
NOVA DVR XP 16"	Chuck Shreffler	cshreffler@outlook.com
Oneway 2036	Dick Zawacki	dickzawacki@gmail.com
Powermatic 2014	Steve Legvold	stevelegvold@gmail.com
Powermatic 2520B	Steve Mages	smages@juno.com
Powermatic 3520B	Todd Williams	toddwilli@comcast.net
Powermatic 3520B	Steve McLoon	s.c.mcloon@gmail.com
Powermatic 3520C	Reid zimmerman	reidazimmerman@gmail.com
Powermatic 3520C	Dan Ernst	piloto1@comcast.net
Powermatic 4224B	Dan Larson	dhjar@comcast.net
Powermatic 45	Todd Williams	toddwilli@comcast.net
Record Power Coronet Herald 14 x 20	Gary Egbert	gtegbert@yahoo.com
Robust American Beauty	Tim Dodds	tbikefast@aol.com
Robust Liberty	Jim Jacobs	woodmanmn@aol.com
Robust Liberty	Warren Gerber	xlwalleye@gmail.com
Robust Sweet 16	Linda Ferber	lindajaneferber@gmail.com
Robust Sweet 16	Bob Meyer	rjmbobco@comcast.net
Shopsmith	Martin Young	martin.clay.young@gmail.com
Shopsmith (restored)	Lee Luebke	lgluebke@comcast.net
Vega 2600	Bill Szydlo	szydlo.bill@gmail.com
Vicmarc VL 300	Lee Tourtelotte	leetourtelotte@icloud.com



Member Help Line

Mike Rohrer	612-276-9556	mdrprof@gmail.com	bowls, boxes	South Mpls
Steve Miller	715 821-8726	ssmiller920@gmail.com	all types, light on segmenting	River Falls, WI
Lee Tourtelotte	612-670-1874	leetourtelotte@icloud.com	all types, beginner, advanced	South Mpls
Warren Gerber	651 403 2883	xlwalleye@gmail.com	Bowls	Mendota Heights
Jim Jacobs	651-497-1309	woodmanmn@aol.com	beginner/advanced, segmenting, skews	Hastings
Dick Zawacki	507-744-5748	dickzawacki@gmail.com	general, bowls, wood carving	Northfield
Mike Lucido	651-738-2551	mike.s.lucido@gmail.com	general woodturning	Woodbury
Bill Campbell	715-338-2634	wm.e.campbell@uwrf.edu	general woodturning	River Falls, WI
Mark Kelliher	651-636-8678	markandkathy007@comcast.net	general woodturning	Arden Hills
Todd Williams	651-274-4658	toddwilli@comcast.net	general woodturning	Lake Elmo
Bob Meyer	651-483-6187	rjmbobco@comcast.net	bowls, ornaments, sharpening, gen'l.	Lino Lakes
Dick Hicks		rbhicks@rbhicks.com	platters, spindle work, bowls	Zoom from shop
Steve Mages	952-544-5286	smages@juno.com	general woodturning	Minnetonka
Neil Robinette	763-639-1085	northsideturners1@gmail.com	sharpening, tool control, turning vs budget	Brooklyn Park
Andy Levesque	651-769-4070 TEXT	andy.m.levesque@gmail.com	resin/epoxy casting, hybrid turning, vacuum stabilizing, CNC & laser engraving	Lindstrom
Rusty Ogren	612-990-4857	richardogren@protonmail.com	resin questions, crack filling	Plymouth
Dan Ernst	651-280-7484	pilot01@comcast.com	coring, wing bowls, bowls, gen'l turning	Maplewood, St Paul
Bill Szydlo	651-206-5547	szydlo.bill@gmail.com	segmenting, sharpening, gen'l turning	Northfield, MN
James Zangl	6541-645-4696	james.zangl@gmail.com	bowls, hollow forms, vases, pens, etc	St Paul -Hamline area
Joe Zwirn	612-619-4793	joezathome@msn.com	segmenting, general woodturning	Brooklyn Center
Mark Palma	612-991-7733	marksworkshop@gmail.com	finishing & color	Lanesboro



Member Help Line

The club has organized a "Member Help Line", the purpose of which is to answer questions/give advice and help educate our membership. Even though it has been more difficult during the pandemic social distancing time to help people in home workshops, there are still ways to help each other with woodturning questions & problems. The volunteers can help via email, telephone, Zoom, personal contact using social distancing and masks if desired, and probably other ways we haven't tried yet.

Maybe you're a beginner looking for advice on what to buy.

Maybe you have questions on chucking.

Maybe you have sharpening questions.

The volunteers listed on the next page are more than happy to help. Some have listed areas in which they feel more comfortable, but all will help with your woodturning question.

We would like more members to volunteer for our Member Help Line. If you would like to be "on call" please contact Mike Rohrer at mdrprof@gmail.com with your phone #, email address, area where you live, areas you'd be willing to help with, and your name will be added to the list.

Continued on next page



Editor's Notes



Winter is here. We're supposed to get an inch of snow tonight in Minneapolis, the first of the season. I hope your shop is warm enough, because this is a good time of year to make wood chips using a lathe. Also, with your unfortunate accidents/mistakes, you can put them in the fire almost immediately so you can realize that you weren't wasting your time standing in front of the spinning machine with the sharp tool in your hands.

If you have any suggestions for the newsletter, please contact me.

Mike Rohrer, Editor

mdrprof@gmail.com

