



# Minnesota WoodTurners Association

A LOCAL CHAPTER OF THE AMERICAN ASSOCIATION OF WOODTURNERS

**AAW** | AMERICAN ASSOCIATION  
OF WOODTURNERS

Volume 2024 January

January  
Demonstrator

*Steve  
McLoon*  
**"Hollow  
Forms"**



# In This Issue

## Minnesota Woodturners Association

### Officers

#### **PRESIDENT**

Charlie Prokop

#### **VICE PRESIDENT AND AAW**

#### **REPRESENTATIVE & DEMONSTRATIONS**

Linda Ferber

#### **TREASURER**

John Hehre

#### **RECORDING SECRETARY**

Julie Abbott

### At Large Directors

Dave Blume

Mike Braml

Dan Ernst

Rosanne Gold

Sandra Seidel

#### **MEMBERSHIP DIRECTOR**

Sandra Seidel

Travis Gast

#### **TECHNICAL SUPPORT**

Janese Evans

Dick Hicks

Jeane Gannon

Dan Larson

Lee Luebke

George Martin

Dan Ernst

Ric Zillman

Byron Patterson

#### **LIBRARY**

Steve Clark

### OTHER STAFF SUPPORT

Jim Jacobs – Commission Work Co-ordinator

Bob Meyer, Janese Evans - Group Purchasing

Mark Wedul – Wood Supply Coordinator

Charlie Prokop- Class Coordinator

Website Oversight – Lee Luebke

Linda Ferber –Demonstrations

Paul Laes – Sealer/Tool Sales

Scott McMurray, Peter Bryant, Pete Thomas – Maintenance

Mike Rohrer - Newsletter

Beads of Courage	p. 3
Community Service	p. 9
Before the Meeting	p. 11
Instant Gallery	p. 14
Member Challenge	p. 19
Meeting/Demonstration	p. 23
Next Meeting	p. 33
New Members	p. 36
Ask A Turner	p. 38
Classes	p. 39
Area Group Meetings	p. 47
Bulletin Board	p. 58
Lathe Contact	p. 63
Member Help Line	p. 65
Editor's Notes	p. 67






BoC table at the January MWA meeting



Jay Schulz manages the Beads of Courage program for the MWA



Dan Larson



Greg Just



Bob Meyer







**Denny Dahlberg**



**Don Schlais**



**Jay Schulz**



# Delivery to North Memorial NICU



**Denny Dahlberg**




**Don Schlais**



**Greg Just**



**Kraig Brue**



**Doug Swanson**



**Anonymous**



**Jim Robertson**

## Delivery to North Memorial NICU



**Ken Swichtenberg  
& Jay Schulz**



**Ken Swichtenberg**



**Diane Puetz, Rhonda  
Schulz, Reid  
Zimmerman Family**

## Delivery to Rochester Mayo

**Child Life Specialist  
Tammy**



**Kraig Brue**




## Delivery to Rochester Mayo



**Ken Swichtenberg  
& Jay Schulz**



**Ken Swichtenberg**



**Diane Puetz, Rhonda  
Schulz, Sue and Cindy  
Erickson (Greg Just's  
sisters-in-law) Reid  
Zimmerman Family**




**Al Fletcher**



**Don Schlais**





## Delivery to Rochester Mayo

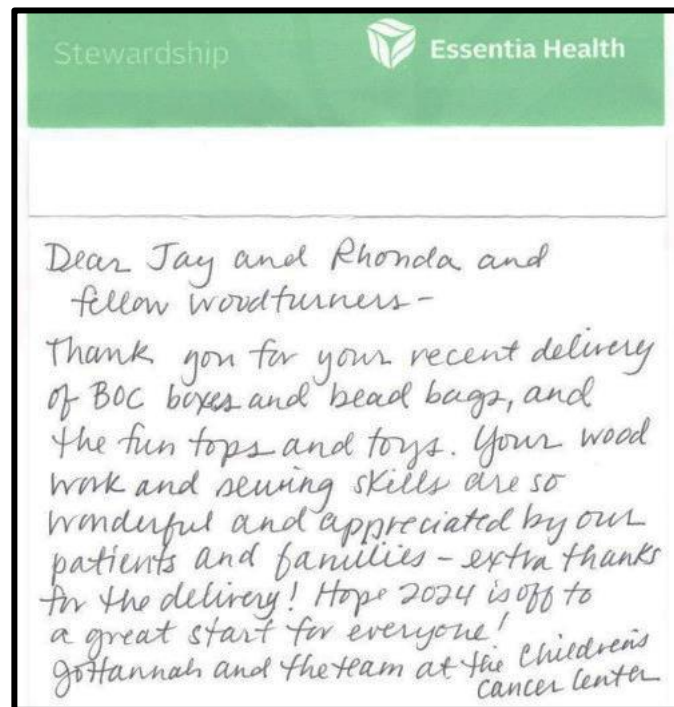


**Greg Just**



Remember folks, **EVERY** bead is a procedure these kids have gone through

Thank-you from Essentia Health



For information about how to participate in our program, contact our MWA member who manages our program, Jay Schulz at [jfschulz@comcast.net](mailto:jfschulz@comcast.net)



# MWA Community Service

*It is not said nearly often enough so let's say it now, "THANK YOU" to all the MWA folks that contribute to the Beads of Courage program.*

*Your thoughtfulness has provided thousands of lidded boxes, hundreds of bead bags and hundreds of toys to children undergoing treatment for cancer and other serious illness since the program began in 2006. MWA Beads of Courage program has been very prominent but let us also take some time to acknowledge and highlight other great MWA 'Community Service' programs and upcoming opportunities.*

MWA short courses- Providing expert guidance and equipment to learn, improve and expand member's turning skills.

Youth and veteran training sessions – Provides community outreach to groups that benefit from the talents of MWA members.

Special Interest Groups and Area Sub-groups – Providing a less formal and local opportunity to share experience, ask questions, find resources.

MWA Newsletter and Video recordings to capture and archive all the great MWA events activities AND the amazingly talented folks who provide the service of the newsletter and video production.

WIT (Women in Turning) fosters a passion for instruction in woodturning geared towards women.

Wig Stands – Providing support to numerous organizations nationwide for cancer patients by donation of beautiful stands

Memory boxes – A sister program administered by MN Woodworker's guild to provide lidded boxes to the families of patients that didn't survive treatment.

Support to the AAW (Including the upcoming 2025 International symposium which promises to provide an opportunity for us to showcase all that MWA does. Many areas for the symposium could benefit from MWA volunteers to make a successful event.)

*All of these amazing programs are possible due to the generous giving spirits of our MWA members. If you have an interest in learning about or contributing to any of these areas please contact Charlie Prokop ([charlieprokop@gmail.com](mailto:charlieprokop@gmail.com)), Jay Schulz ([jfshulz@comcast.net](mailto:jfshulz@comcast.net)), or Linda Ferber ([Lindajaneferber@gmail.com](mailto:Lindajaneferber@gmail.com)) and they will help connect you with the best contact person for the specific area.)*

*A heartfelt 'thank you' to all!  
Jay Schulz*





**"Your car has been keyed. The good news is that the damage appears to B minor."**







# Before the Meeting




Al Fletcher and former president Lee Luebke



Don Pohlman checking things out



Greg Just talking with friends



Al Fletcher seriously awaiting the demo



President & Ex-president



New Treasurer John Hehre



Jim Zangl taking photos





# Before & After Meeting (cont'd)



Lee Tourtelotte  
& Erik Elwood



Mark Palma &  
George Martin



Video crew Lee, Dick & Dan preparing  
for the meeting and Steve's demo



Dan Larson conducts a  
sharpening class in the  
lobby after the meeting





I just found this old tape, so I gave it a play. I don't recommend it at all.  
Head Cleaner - worst band ever...







# Instant Gallery – January Meeting



Ken Klein & daughter



George Martin



Steve Clark



Bill Doherty



Don Pohlman



Steve Mages



Mark Wedul






# Instant Gallery (cont'd)



Warren Gerber



Paul Michaelson



Will Goldstein



John Enstrom



Steve Legvold



Mike Lucido







# Instant Gallery (cont'd)



Ryan Overgaard



Gary Meade



Mike Borka



Will Goldstein



Al Fletcher



Tim Rystrom







# Instant Gallery (cont'd)



Eric Koslowski



Steve Mages



Pres. Charlie Prokop  
gathering name slips  
for the Member  
Challenge/Instant  
Gallery drawing





## Instant Gallery (cont'd)



Ken Hallberg - Trifecta





# January Member Challenge – Raffan Boxes



Shauna Patterson



George Martin



Ken Klein



Jeanne Gannon







## December Member Challenge – Raffan Boxes (cont'd)



Byron Patterson



Dan Larson



Al Fletcher



Lee Luebke



Don Pohlman



Dave Schulte





## December Member Challenge – Raffan Boxes (cont'd)



Ryan Overgaard



Paul Christensen



Mike Borka



John Campbell

Thanks to Al Fletcher for taking photos and organizing the Member Challenge submissions and congratulations to the turners for the excellent examples following Mike Hunter's demonstration at the December MWA meeting.







Put your wipers up they said, it will prevent them from freezing they said...



dailyHaHa.com







# The Meeting Begins



The meeting begins with the announcement of the skew class, which will be conducted by Jim Jacobs



President Charlie introduces Steve McLoon and the January Demonstration, Hollow Forms



President Charlie Prokop prepares for the drawing for Woodcraft Gift Cards





# January Demonstration “Hollow Forms”

## Steve McLoon

### Turning Hollow Forms

Steven McLoon  
[www.millennium-studio.com](http://www.millennium-studio.com)



Steve at his shop/store “Millennium Studio”

What is a ‘hollow form’?

A vessel with an opening into the interior that is smaller than its maximum diameter.



The opening can be most of the diameter or much smaller.







## December Demonstration Hollow Forms (cont'd)

# Steve McLoon

The vessel can be short & fat or tall & thin.



Today's Project



Rather than being expensive African blackwood, this is inexpensive wood stained black

A vessel with a small opening requires tools that can reach the side through the center opening.



Swan Neck Tools





## December Demonstration Hollow Forms (cont'd)

# Steve McLoon



Steve is ready to go,  
listening to Pres. Charlie  
Prokop introduce him



Examples of Steve's hollow forms



Tools and steps in the preparation of today's hollow form








## December Demonstration Hollow Forms (cont'd)

# Steve McLoon

### The steps ...

- Turn to a rough cylinder between centers.
- Add a tenon and mount in a four-jaw chuck.
- Shape the outside and sand.
- Hollow the inside and smooth.
- Reverse mount and turn the bottom.
- Decorate and apply finish.



Step 1: cylinder & tenon



Dividing the  
cylinder into thirds




Determining depth and  
drilling to depth with  
forstner bit





## December Demonstration Hollow Forms (cont'd)

# Steve McLoon



Beginning the inside  
with straight tools




Thickness determination  
with caliper



Hunter swan neck  
tool for under the  
small opening



Jeanne Gannon doing  
an excellent job with  
the video camera



Jig for removing tenon  
and finishing the bottom







## December Demonstration Hollow Forms (cont'd)

# Steve McLoon



Steve demonstrated the Lyle Jamieson hollowing jig



Steve did an outstanding job of explaining and demonstrating how to do a hollow form turning



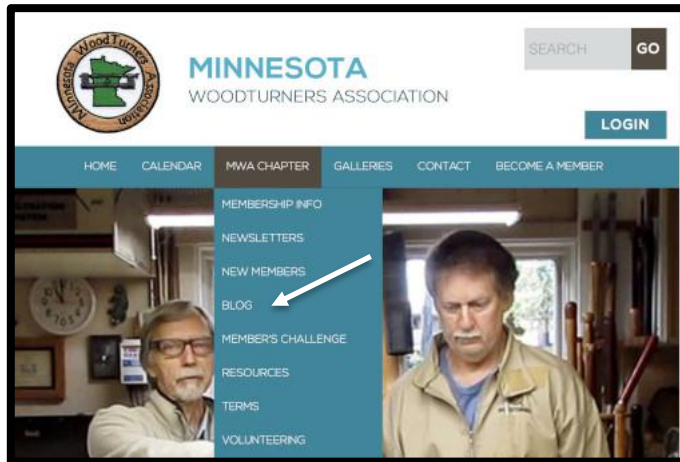
Steve was also please that he accomplished this in the time Pres. Charlie Prokop allowed for the demo – as Steve said, a shorter time than it usually takes him to turn a hollow form

The demo was well attended - Dan Larson counted 99 members in the room, 7 outside the room and 25 watching on Zoom (including the newsletter editor who was isolating with a case of Covid)



# MWA January Demo (cont'd)

Steve McLoon  
Hollow Forms



Thank you so much, Steve

Steve's entire demo is  
available on the MWA's  
website under the Blogs

On the Home Page, click on Blog. If this page  
does not show up, go to:

[https://www.mnwoodturners.com/mwa-  
chapter/blog/](https://www.mnwoodturners.com/mwa-chapter/blog/)

## BLOG

*Check out the 2020-2021 and other Archives.  
We have our Tuesday Turners Tune Up demos  
posted.*

Navigating through the Blog you will find helpful  
information like how to build a log processing

## ARCHIVE

- 2024
- 2023
- 2022
- 2021
- 2020
- 2019

Turning Hollow Forms with  
Steve McLoon

Scroll down and click on the  
YouTube video that will show  
you Steve's entire demo

Go to 2024





# MWA Archives of Demos & Other Activities



On the Home Page, click on Blog. If this page does not show up, go to:

<https://www.mnwoodturners.com/mwa-chapter/blog/>

## BLOG

*Check out the 2020-2021 and other Archives. We have our Tuesday Turners Tune Up demo posted.*

Navigating through the Blog you will find helpful information like how to build a log processing

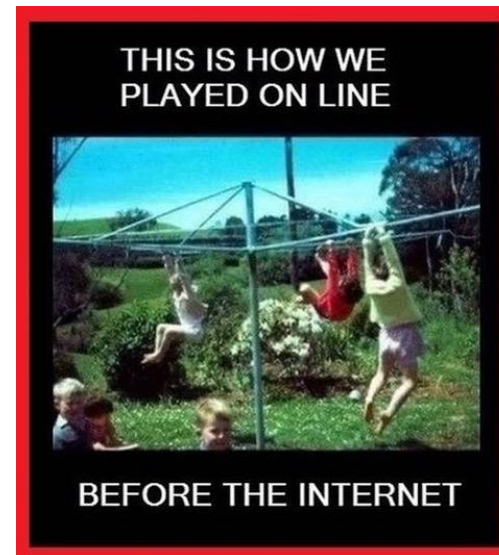

## ARCHIVE

- 2023
- 2022
- 2021
- 2020
- 2019

The MWA became quite active in saving demonstrations beginning in 2014. Check out the archived demos to find some interesting to you

Scroll down and click on the YouTube video that will show you the recorded demonstration





Thanks to Jim Zangl





## MWA February MEETING



**In person and zoom**

**February 3rd  
Demo starts at 10:00 am  
Zoom is live at 9:30 am  
Doors open at 9:00 am**

**Demo – In House and live Zoom with**

**Dave Blume and Jay Schultz giving us  
a great demo on Heirloom Baby Rattles  
with engraving.**







## MWA February MEETING (cont'd)

Bring your **“Hollow Forms”** for  
the Member Challenge to the  
February meeting

**INSTANT GALLERY TURNINGS CAN BE SENT TO EDITOR MIKE ROHRER  
(mdrprof@gmail.com) OR BROUGHT  
TO THE MONTHLY MEETING.**

**MONTHLY CHALLENGE TURNINGS MUST BE BROUGHT TO THE MONTHLY  
MEETING**

**Remember Jeff Koltveit from Woodcraft will be at the meeting**  
**You can call in an order & Jeff will bring it to the meeting**



**William Durant  
December 9 1861.  
He co founded General Motors  
and Chevrolet. Most importantly  
he founded Frigidaire  
making him the very first  
Refrigerator Magnate.**



# New Members January 2024

Welcome all new members and we all look forward to getting together face to face and meeting you soon

Jeff Novak

Jim Rymman

Kirk Lilligren

Mark Snyder

Mark W. Johnson

Rita Brink

Dave Wray

Eldon Holmes

Circle Pines

Edina

Chaska

Roseville

Scandia

Brook Park

Buffalo

Cedar





## New Members January 2024



Will Goldstein

Mark Snyder



# Ask A Turner

I went to 3 hardware stores last week and could not find my go-to finish called Minwax Antique Oil Finish at any of the stores. I have found that Minwax oil/varnish blend in those stores before for many years. There could be several reasons for this, maybe it has been discontinued because it is not profitable anymore or supply chain issues that will be resolved soon.

I also looked at some woodworking blogs to try to find out what is going on and ran across a blogger who suggested Minwax has pulled it off the market because of an issue with VOC. I have no idea what VOC means but I figured I would Ask a Turner what might be happening.

Warren Gerber

I can tell you that Sherwin Williams (they bought Minwax maybe 6 to 10 years ago) has been fined by California for VOC product violations. VOCs (or Volatile Organic Chemicals), in the case of wood finishes, are generally petroleum distillates like mineral spirits. Several components have been shown to have health effects. So instead of teaching people how to use chemicals safely, California banned them and then make a boatload of revenue fining companies that violate their state laws.

The more restrictive VOC requirements in CA, NJ, NY, FL, NH, other states, and several European countries have driven the development of products like Osmo, Rubio, Natura, General Finishes - Hard Wood Wax finishes that do not violate the VOC regulations. They get around the regulations by using higher boiling (less volatile) natural source (not directly from petrochemical distillates) oil and solvent chemicals. The higher boiling oils tend to cure rapidly, and the more volatile oil/solvents are natural sources (such as flax oil) that don't smell bad and have not yet been added to the regulated chemical lists.

You can expect to see the Minwax/Sherwin Williams brand sometime in the future with a "Hard Wood Wax" version.

Jay Schulz



# CLASSES

# Platters

The MWA has recently reemphasized its role in teaching the art of woodturning through classes taught by our members as well as visiting professional instructors. This is one of the best advantages of being an MWA member. Three recent classes are featured.




Instructor Dick Hicks uses the giant gouge to show tool control



Assistant Instructor Dan Larson goes over Safety Guidelines



Instructor Dick Hicks & student, Bob Ross



Dick favors attaching the platter blank with a faceplate



Ryan Overgaard beginning the platter



Dick turning the back



Turning with the big gouge





# CLASSES

## Platters (cont'd)



Dave Struck begins the platter



Assistant Instructor Dan Larson



Dick Zawacki & Dan Larson



Instructor Dick Hicks checking on progress



Dick Hicks, Dan Larson, Bob Ross, Dave Struck, Steve Bossert, Ryan Overgaard, Dick Zawacki, Chris Albee





# CLASSES

# Wig Stands

The MWA has taken as one of its Community Service projects the production of wig stands for people who must wear wigs because of hair loss due to medical treatment. The first class for making wig stands was held on January 27 taught by a team consisting of Linda Ferber, Jeff Luedloff, Janese Evans and Rosanne Gold. Cara Benson, Kristin Lawson, Don Pohlman, David Kronk and John Thorson were students.



Kevin Ganje working on the spindle



Jeff Luedloff talking to David Kronk



Cara Benson enjoying the class



Instructor Janese Evans



Kristin Lawson refining her spindle



Linda Ferber beginning the base



Don Pohlman



John Thorson



# CLASSES


## Wig Stands (cont'd)



Instructor  
Rosanne Gold



John Thorson buffing  
the milk paint



Instructor  
Linda Ferber



Students Kristen Lawson, Kevin  
Ganje, David Kronk, Don Pohlman,  
John Thorson & Cara Benson



Instructors Linda Ferber, Jeff Luedloff,  
Janese Evans & Rosanne Gold






# CLASSES


This was "Bowl 201" taught by Mark Palma.



Volunteer helpers make such a difference in the level of instruction. From upper left: Dick Hicks, Janese Evans, Dan Ernst, Dan Larson, Dick Hicks & Dan Ernst took a week-long class with John Lucas in Ireland, Janese helping.



Mark Palma



Students  
Charles Scheffler  
Kirsten Lawson  
Gary Foerster  
Michael Broka  
Sid Buxton  
Don Pohlman  
John Thompson  
Bob Ross.



# CLASSES

"Bowl 201" (cont'd)



Mark emphasizing an important point



Tips on sharpening



"Taking Notes"



## CLASSES – Near Future

**Bob Meyer's Basic Bowl class on the 11th of Feb has 2 openings.**

**In March, we will have the following class offerings:**

**March 9th Basic Bowl with Jim Zangl**

**March 16th. Natural Edge Bowl with Bob Meyer**

**April 6th and 7th. Pro Instructor Michael Mocho will offer an afternoon class on Sat the 6th after our club meeting. Michael will also be our demonstrator at the meeting.**

**On Sunday the 7th, Michael will have an all-day class. See details below. The Saturday class will be \$60, and the Sunday Class will be \$125. Class size is limited to 8 participants.**

**April 13th, our own Mike Hunter will be offering a morning class on the use of carbide tools. I will send out more details as they become available.**





# One Liners

*If you need an ark, I Noah guy.*

*The rotation of the earth really makes my day!*

*My dog used to chase people on a bike. It got so bad, I had to take his bike away.*

*There's a store on Main Street where you can get dead batteries free of charge.*

*I told my suitcase there will be no vacation this year. Now I'm dealing with emotional baggage.*

*My sister bet me \$1,000,000 that I couldn't make a car using spaghetti. Her face was a picture when I drove pasta.*

*Change your password to incorrect and then if you can't quite remember it, your computer will say your password is incorrect.*

*They've just opened a new restaurant downtown. It's called Karma and they don't have a menu. You just get what you deserve.*

*A police recruit was asked during his exam, "What would you do if you had to arrest your own mother?" He answered, "Call for backup!"*



# Area & Regional Meetings

Do you live in the North Metro Area? Are you interested in an area group of woodturners?

## North Metro Turners

Contact John Enstrom if you are interested in being part of a group in the North Metro

John's contact numbers:  
Phone: 763-441-4086  
Email: [enstrom06@msn.com](mailto:enstrom06@msn.com)



# Area & Regional Meetings

## Hamburger Club

The Hamburger Club met Thursday January 18th at Big Louie's for fellowship and discussion of our favorite activity, woodturning



If you would like to be notified about the once-a-month lunch get-together, please contact Mike Hunter at [huntertoolsystems@gmail.com](mailto:huntertoolsystems@gmail.com)





# Area & Regional Meetings

## THE Splinters



This is the newest “splinter” group. New members are welcome. Contact Linda Ferber.

If any additional members are interested in joining our splinter group, please let me know – [lindajaneferber@gmail.com](mailto:lindajaneferber@gmail.com)



# Area & Regional Meetings (cont'd)

## SE Metro January

The SE Metro splinter group met Wednesday, January 17, at Jim Crosby's shop. Twenty-five turners attended, including several first-time attendees. The main topic was "Wood Finishes" and several members gave short presentations. A few of the attendees discussed pieces in the "Show 'n Tell" portion of the meeting.



Jim Crosby hosted in his large, beautiful shop




Bill Breckon, Chad Bradley & Jay Schulz



Rich Roberts, Lee Tourtelotte, Gary Meade & George Martin



"Show 'n Tell" table




Splinter organizer, Jim Jacobs, outlines the meeting






## Wood Finishes discussion



Mike Rohrer  
discussed Tru-Oil



Bill Campbell emphasized  
the use of Stop-Loss bags &  
talked about several finishes



Lee Tourtelotte covered  
a number of finishes  
with pros & cons of each

## SE Metro January (cont'd)



Examples of pieces with different  
finishes were passed around



Jim Jacobs compared  
the different types of  
Osmo finish




Paul Keller described his use of  
liming wax in conjunction with  
the dark staining of wood to  
emphasize the grain with the  
white added by the liming wax







Rich Roberts shows his very striking rolling pin



Jim Jacobs praised this *Oregon* electric chain saw, which he felt was an excellent tool at a very good price. Gary Egbert says it's available on-line for \$75-\$100



If you would like to be contacted to attend the SE Metro meeting, contact Jim at [woodmanmn@aol.com](mailto:woodmanmn@aol.com)

There was another “grab bag” session, which seems to be enjoyed by those attending and may become a permanent feature of the get-togethers. Those who bring a funny, gag, cute, maybe useful item in an unlabeled brown paper bag get their names placed in a bag and Jim Jacobs (organizer of the SE Metro group) has various attendees draw out a name (today names were wood-burned onto wood squares) and the person whose name is drawn picks a bag and whatever is inside is theirs to keep!





Why would anyone want to go to Florida for the winter?



**IN ENGLAND THEY DRIVE ON THE LEFT SIDE OF THE ROAD**



**IN MINNESOTA WE DRIVE ON WHAT'S LEFT OF THE ROAD**





## Area & Regional Meetings (cont'd)

## Northeast Turners

Once again, the photographer didn't show up, but the picture is close to those that attended.

On Saturday January 20th, Bob Puetz, Bob Meyer, Tony Swenson, Tim Rystrom, Mark Burrs, Jim Walker, Denny Dahlberg and Greg Just were in attendance and had a good time discussing woodturning and the awesome winter weather we've been enjoying..



\*If anyone would like to join in, drop an email to Greg Just at [woodturner07@gmail.com](mailto:woodturner07@gmail.com). We usually meet on the third Saturday at 7:30 a.m.





## Area & Regional Meetings (cont'd)

## Northwest Turners

The NW Turners just had another club meeting on Wednesday, January 10<sup>th</sup>, in Nowthen. Many people enjoyed seeing everyone's work and enjoying conversation. We had 13 woodworkers, some new and some old, a good mix. Looking forward to our next meeting, February, Valentines Day! We meet on the second Wednesday of each month at Bootleggers in Nowthen at 11:30.



If you are interested contact:  
John Campbell, 612-707-5986 or John Enstrom 763-441-4086



## Area & Regional Meetings (cont'd)

## Segmented Woodturning Subgroup

The Segmenting Subgroup met at Jim Walker's shop on January 9<sup>th</sup>. Tons of fun and over half the group was able to attend.

Jim was not only a terrific host, but he shared his experience in segmenting as well as some great tips for cutting, gluing and turning segmented ornaments. The group had a lively multi-topic discussion including equipment to use and avoid, supplies and sources, do's & don'ts.



Some of Jim's segmented ornaments





## Area & Regional Meetings (cont'd)

## Segmented Woodturning Sub Group



L-R the attendees are Jay Schulz, Jim Helferich, Tim Rystrom, Jim Walker, Sid Buxton, Bob Meyer, Al Fletcher, Greg Just and John Suhreptz

Glue ups and Jim with a segmenting jig

### Interested in Segmented Turning?

Never tried it but would like to learn.? Let me know if you would be interested in attending the Segmenters Subgroup. Location and time of meeting is TBD. Please send a message to Greg Just @ [woodturner07@gmail.com](mailto:woodturner07@gmail.com).







# CLASSES

THE MWA HAS RENEWED ITS EFFORTS IN PRESENTING CLASSES FOR THE MWA MEMBERS

Go to the link on the MWA website to check on upcoming classes and sign up (on the classes page, put in the month and year you're interested in)

The screenshot shows the homepage of the Minnesota Woodturners Association. At the top left is the MWA logo. To its right is the text 'MINNESOTA WOODTURNERS ASSOCIATION'. Further right is a search bar with a 'GO' button. Below the search bar are links for 'LOGOUT' and 'PORTAL'. A navigation menu includes 'HOME', 'CALENDAR', 'MWA CHAPTER', 'GALLERIES', 'LIBRARY', 'CONTACT', 'BULLETIN BOARD', and 'LOGIN'. Below the menu is a 'BECOME A MEMBER' link. The main content area is titled 'MEMBER PORTAL' and contains a welcome message. To the right of the message is a list of links: 'FOR SALE', 'PAY DUES', 'MEETING MINUTES', 'MEMBER BLOG', 'MEMBER CARDS', 'EMAIL THE BOARD', 'TREASURER'S REPORTS', and 'VOLUNTEERING WITHIN MWA'. At the bottom left is a 'QUICK LINKS' section with an arrow pointing to 'Classes'. At the bottom right is the AAW logo and copyright information.

MINNESOTA WOODTURNERS ASSOCIATION

SEARCH GO

LOGOUT PORTAL

HOME CALENDAR MWA CHAPTER GALLERIES LIBRARY CONTACT BULLETIN BOARD LOGIN

BECOME A MEMBER

**MEMBER PORTAL**

We are always excited to welcome new members to our organization and share the joys of woodturning! As a paid member of the Minnesota Woodturners Association you have full access to all features of our website. Click around the sidebar to view member only content including newsletters, member sale, and membership payment.

FOR SALE  
PAY DUES  
MEETING MINUTES  
MEMBER BLOG  
MEMBER CARDS  
EMAIL THE BOARD  
TREASURER'S REPORTS  
VOLUNTEERING WITHIN MWA

**QUICK LINKS**

- Classes
- Library
- New Member
- Newsletters

AAW AMERICAN ASSOCIATION OF WOODTURNERS

© 2023 MN Woodturners Association  
All Rights Reserved | Sitemap  
Powered by: Avada, Custom CMS

The screenshot shows the 'PORTAL' page of the MWA website. At the top are links for 'PORTAL' and 'LOGOUT', and a 'MENU' button. The main heading is 'JANUARY 2024'. Below this is a calendar grid with days of the week as columns and dates as rows. The calendar shows events for January 6, 13, 20, and 27. Each event is listed with the date, time, and a link to the event page.

PORTAL LOGOUT MENU

**JANUARY 2024**

SUNDAY	MONDAY	TUESDAY	WEDNESDAY	THURSDAY	FRIDAY	SATURDAY
	1	2	3	4	5	6 Jan 2024 @ 09:00am
7	8	9	10	11	12	13 Bowl @ 09:00am
14	15	16	17	18	19	20 Platter @ 09:00am
21	22	23	24	25	26	27 Wig Stands @ 09:00am





## New Members/Long-Time Members Looking for some Tips????

Look near the very end of this newsletter for the page titled:

### Member Help Line

These are all MWA members who have specifically offered to help MWA member with woodturning. Many of them have listed areas of special interest, but they are all excellent all-around turners and can help you with almost anything.

Listed for each volunteer:

- Phone number
- Email address
- Areas of chief interests
- Community in which they live

## TAKE ADVANTAGE OF THESE WOODTURNING VOLUNTEERS





## WOOD SEALER

At this time sealer is available at the monthly meetings and from:

Charlie Prokop, Woodbury, MN [charlieprokop@gmail.com](mailto:charlieprokop@gmail.com)

Julie Abbott, Eden Prairie, MN, [jm\\_abbott@hotmail.com](mailto:jm_abbott@hotmail.com)

Bob Meyer, Lino Lake, MN, [rjmbobco@comcast.net](mailto:rjmbobco@comcast.net)

Steve Mages, Minnetonka, [smages@juno.com](mailto:smages@juno.com)

Paul Laes, Cottage Grove, [Woodforfun@hotmail.com](mailto:Woodforfun@hotmail.com)



I am looking for others to sell sealer throughout the metro area.

Bring plastic jugs if you have them.

Sealer \$20.00 gallon.

We need heavy duty plastic jugs for dispensing sealer. If you have any gallon containers, we could sure use them. It would be best if you could bring your empty containers to be filled.

The club now has a chip card reader so you can pay Charlie by credit card or cash.

Anyone wanting to sell sealer can buy a quantity from me if you like or take some gallons and sell them to members and send the money to Treasurer John Hehre.

Charlie Prokop, President MWA







Please send items for the Bulletin Board to: [mdrprof@gmail.com](mailto:mdrprof@gmail.com)

As a group which has a common hobby but also is a group of good friends, we'd like to keep up with our friends and hear about awards, shows, family news (weddings, accomplishments of children and grandchildren), retirements, hospital stays, illnesses, book recommendations, website recommendations and anything else you would normally talk about in person at MWA or Sub-Group meetings. All of these and more are possibilities for the Bulletin Board. As we start seeing all our MWA friends face-to-face monthly, we can still reach the entire membership by the Bulletin Board.



# Science Page

I just found out Albert Einstein was a real person. All these years I thought he was a theoretical physicist.

How magnets work:

Magnets are made from metal.

Metal is mined from the ground.

They are magnetic because the metal still contains pieces of gravity inside it.



# Lathe Contact List

The MWA Newsletter is presenting a list of members who would be happy to give you pros & cons and experiences with the lathes they own or with which they have had experience.

This list is being updated every week as more members are contacting me saying they'd be happy to be listed. If you would be willing to have your name and email address listed under the type of lathe(s) you have, please contact me .

<u>LATHE</u>	<u>Member</u>	<u>Email address</u>
Bonnie Klein Mini	Bill Szydlo	<a href="mailto:szydlo.bill@gmail.com">szydlo.bill@gmail.com</a>
Bonnie Klein Mini 12x18	Linda Ferber	<a href="mailto:lindajaneferber@gmail.com">lindajaneferber@gmail.com</a>
Craftsman Professional	Steve Mages	<a href="mailto:smages@juno.com">smages@juno.com</a>
Delta mid size 12"	Randall Thompson	<a href="mailto:thomp013@umn.edu">thomp013@umn.edu</a>
Delta mid size 12"	Dan Larson	<a href="mailto:dhjlar@comcast.net">dhjlar@comcast.net</a>
Delta midi	Bob Meyer	<a href="mailto:rjmbobco@comcast.net">rjmbobco@comcast.net</a>
Delta midi	Joe Zwirn	<a href="mailto:joezathome@msn.com">joezathome@msn.com</a>
Grizzley G 0733	Martin Young	<a href="mailto:martin.clay.young@gmail.com">martin.clay.young@gmail.com</a>
Harbor Freight(Central Machinery 10x18)	Rusty Ogren	<a href="mailto:rick.Ogren@consolidated.com">rick.Ogren@consolidated.com</a>
Jet 1015	James Zangl	<a href="mailto:james.zangl@gmail.com">james.zangl@gmail.com</a>
Jet 12/21	Lee Luebke	<a href="mailto:lguebke@comcast.net">lguebke@comcast.net</a>
Jet 14x42	Rusty Ogren	<a href="mailto:Rick.Ogren@consolidated.com">Rick.Ogren@consolidated.com</a>
Jet 1640	Joe Zwirn	<a href="mailto:joezathome@msn.com">joezathome@msn.com</a>
Jet 1642 EVS	Jenny Trice	<a href="mailto:jennytrice@aol.com">jennytrice@aol.com</a>
Jet 1642 1.5 hp	Greg Just	<a href="mailto:woodturner07@gmail.com">woodturner07@gmail.com</a>
Jet JML 10/14 Mini	Neil Robinette	<a href="mailto:northsideturners41@gmail.com">northsideturners41@gmail.com</a>
Jet JWL - 1220VS	John Campbell	<a href="mailto:campbell.jn@gmail.com">campbell.jn@gmail.com</a>
Laguna 12/16	Lee Luebke	<a href="mailto:lguebke@comcast.net">lguebke@comcast.net</a>
Laguna 18/36	Jay Schulz	<a href="mailto:jfschulz@comcast.net">jfschulz@comcast.net</a>
Laguna 18/36	Dan Larson	<a href="mailto:dhjlar@comcast.net">dhjlar@comcast.net</a>
Laguna 18/36	Lee Luebke	<a href="mailto:lguebke@comcast.net">lguebke@comcast.net</a>
Laguna 18/36	Mike Lucido	<a href="mailto:mike.s.lucido@gmail.com">mike.s.lucido@gmail.com</a>
Laguna Revo 18/36 220v	John Campbell	<a href="mailto:campbell.jn@gmail.com">campbell.jn@gmail.com</a>
Laguna Revo 18/36 220v	Neil Robinette	<a href="mailto:northsideturners41@gmail.com">northsideturners41@gmail.com</a>





# Lathe Contact List (cont'd)

NOVA 3000	James Zangl	<a href="mailto:james.zangl@gmail.com">james.zangl@gmail.com</a>
Nova Comet II	Rolf Krogstad	<a href="mailto:rolf.krogstad@gmail.com">rolf.krogstad@gmail.com</a>
Nova Comet II	Mike Anderson	<a href="mailto:manderson4700@comcast.net">manderson4700@comcast.net</a>
NOVA DVR 16"	Dan Larson	<a href="mailto:dhjar@comcast.net">dhjar@comcast.net</a>
NOVA DVR 16"	Joe Zwirn	<a href="mailto:joezathome@msn.com">joezathome@msn.com</a>
NOVA DVR XP	Bill Szydlo	<a href="mailto:szydlo.bill@gmail.com">szydlo.bill@gmail.com</a>
NOVA DVR XP 16"	Chuck Shreffler	<a href="mailto:cshreffler@outlook.com">cshreffler@outlook.com</a>
Oneway 2036	Dick Zawacki	<a href="mailto:dickzawacki@gmail.com">dickzawacki@gmail.com</a>
Powermatic 2014	Steve Legvold	<a href="mailto:stevelegvold@gmail.com">stevelegvold@gmail.com</a>
Powermatic 2520B	Steve Mages	<a href="mailto:smages@juno.com">smages@juno.com</a>
Powermatic 3520B	Todd Williams	<a href="mailto:toddwilli@comcast.net">toddwilli@comcast.net</a>
Powermatic 3520B	Steve McLoon	<a href="mailto:s.c.mcloon@gmail.com">s.c.mcloon@gmail.com</a>
Powermatic 3520C	Reid zimmerman	<a href="mailto:reidazimmerman@gmail.com">reidazimmerman@gmail.com</a>
Powermatic 3520C	Dan Ernst	<a href="mailto:piloto1@comcast.net">piloto1@comcast.net</a>
Powermatic 4224B	Dan Larson	<a href="mailto:dhjar@comcast.net">dhjar@comcast.net</a>
Powermatic 45	Todd Williams	<a href="mailto:toddwilli@comcast.net">toddwilli@comcast.net</a>
Record Power Coronet Herald 14 x 20	Gary Egbert	<a href="mailto:gtegbert@yahoo.com">gtegbert@yahoo.com</a>
Robust American Beauty	Tim Dodds	<a href="mailto:tbikefast@aol.com">tbikefast@aol.com</a>
Robust Liberty	Jim Jacobs	<a href="mailto:woodmanmn@aol.com">woodmanmn@aol.com</a>
Robust Liberty	Warren Gerber	<a href="mailto:xlwalleye@gmail.com">xlwalleye@gmail.com</a>
Robust Sweet 16	Linda Ferber	<a href="mailto:lindajaneferber@gmail.com">lindajaneferber@gmail.com</a>
Robust Sweet 16	Bob Meyer	<a href="mailto:rjmbobco@comcast.net">rjmbobco@comcast.net</a>
Shopsmith	Martin Young	<a href="mailto:martin.clay.young@gmail.com">martin.clay.young@gmail.com</a>
Shopsmith (restored)	Lee Luebke	<a href="mailto:lgluebke@comcast.net">lgluebke@comcast.net</a>
Vega 2600	Bill Szydlo	<a href="mailto:szydlo.bill@gmail.com">szydlo.bill@gmail.com</a>
Vicmarc VL 300	Lee Tourtelotte	<a href="mailto:leetourtelotte@icloud.com">leetourtelotte@icloud.com</a>



# Member Help Line

Mike Rohrer	612-276-9556	<a href="mailto:mdrprof@gmail.com">mdrprof@gmail.com</a>	bowls, boxes	South Mpls
Steve Miller	715 821-8726	<a href="mailto:ssmiller920@gmail.com">ssmiller920@gmail.com</a>	all types, light on segmenting	River Falls, WI
Lee Tourtelotte	612-670-1874	<a href="mailto:leetourtelotte@icloud.com">leetourtelotte@icloud.com</a>	all types, beginner, advanced	South Mpls
Warren Gerber	651 403 2883	<a href="mailto:xlwalleye@gmail.com">xlwalleye@gmail.com</a>	Bowls	Mendota Heights
Jim Jacobs	651-497-1309	<a href="mailto:woodmanmn@aol.com">woodmanmn@aol.com</a>	beginner/advanced, segmenting, skews	Hastings
Dick Zawacki	507-744-5748	<a href="mailto:dickzawacki@gmail.com">dickzawacki@gmail.com</a>	general, bowls, wood carving	Northfield
Mike Lucido	651-738-2551	<a href="mailto:mike.s.lucido@gmail.com">mike.s.lucido@gmail.com</a>	general woodturning	Woodbury
Bill Campbell	715-338-2634	<a href="mailto:wm.e.campbell@uwrf.edu">wm.e.campbell@uwrf.edu</a>	general woodturning	River Falls, WI
Mark Kelliher	651-636-8678	<a href="mailto:markandkathy007@comcast.net">markandkathy007@comcast.net</a>	general woodturning	Arden Hills
Todd Williams	651-274-4658	<a href="mailto:toddwilli@comcast.net">toddwilli@comcast.net</a>	general woodturning	Lake Elmo
Bob Meyer	651-483-6187	<a href="mailto:rjmbobco@comcast.net">rjmbobco@comcast.net</a>	bowls, ornaments, sharpening, gen'l.	Lino Lakes
Dick Hicks		<a href="mailto:rbhicks@rbhicks.com">rbhicks@rbhicks.com</a>	platters, spindle work, bowls	Zoom from shop
Steve Mages	952-544-5286	<a href="mailto:smages@juno.com">smages@juno.com</a>	general woodturning	Minnetonka
Neil Robinette	763-639-1085	<a href="mailto:northsideturners1@gmail.com">northsideturners1@gmail.com</a>	sharpening, tool control, turning vs budget	Brooklyn Park
Andy Levesque	651-769-4070 TEXT	<a href="mailto:andy.m.levesque@gmail.com">andy.m.levesque@gmail.com</a>	resin/epoxy casting, hybrid turning, vacuum stabilizing, CNC & laser engraving	Lindstrom
Rusty Ogren	612-990-4857	<a href="mailto:richardogren@protonmail.com">richardogren@protonmail.com</a>	resin questions, crack filling	Plymouth
Dan Ernst	651-280-7484	<a href="mailto:pilot01@comcast.com">pilot01@comcast.com</a>	coring, wing bowls, bowls, gen'l turning	Maplewood, St Paul
Bill Szydlo	651-206-5547	<a href="mailto:szydlo.bill@gmail.com">szydlo.bill@gmail.com</a>	segmenting, sharpening, gen'l turning	Northfield, MN
James Zangl	6541-645-4696	<a href="mailto:james.zangl@gmail.com">james.zangl@gmail.com</a>	bowls, hollow forms, vases, pens, etc	St Paul -Hamline area
Joe Zwirn	612-619-4793	<a href="mailto:joezathome@msn.com">joezathome@msn.com</a>	segmenting, general woodturning	Brooklyn Center
Mark Palma	612-991-7733	<a href="mailto:marksworkshop@gmail.com">marksworkshop@gmail.com</a>	finishing & color	Lanesboro



## Member Help Line

The club has organized a "Member Help Line", the purpose of which is to answer questions/give advice and help educate our membership. Even though it has been more difficult during the pandemic social distancing time to help people in home workshops, there are still ways to help each other with woodturning questions & problems. The volunteers can help via email, telephone, Zoom, personal contact using social distancing and masks if desired, and probably other ways we haven't tried yet.

Maybe you're a beginner looking for advice on what to buy.

Maybe you have questions on chucking.

Maybe you have sharpening questions.

The volunteers listed on the next page are more than happy to help. Some have listed areas in which they feel more comfortable, but all will help with your woodturning question.

We would like more members to volunteer for our Member Help Line. If you would like to be "on call" please contact Mike Rohrer at [mdrprof@gmail.com](mailto:mdrprof@gmail.com) with your phone #, email address, area where you live, areas you'd be willing to help with, and your name will be added to the list.

Continued on next page





## Editor's Notes



We've seen a very active beginning of 2024 for the MWA. President Charlie Prokop, the Board of Directors and all the volunteers who do all the things that make this organization work (and work great it does!) are doing a great job so that we have the best state woodturners organization in the country.

Please take a couple of minutes to look carefully at page 2 of this newsletter and read down the list of volunteers who will make the MWA work for all of us this year.

If you have any suggestions for the newsletter, please contact me.

Mike Rohrer, Editor

[mdrprof@gmail.com](mailto:mdrprof@gmail.com)





Other Cat Owners Will Understand

