

Minnesota WoodTurners Association

A LOCAL CHAPTER OF THE AMERICAN ASSOCIATION OF WOODTURNERS

Volume 2015 No 5 Rev 1

May, 2015



WHEEL CHAIR WOOD TURNING BEGINS WITH MWA DESIGNED AND BUILT CUSTOM WORK STATION FOR TOM KINDOM

Tom Shows Off His Work Station With Delight



Tom Takes The System For A Spin



Tom Thanks MWA at May Meeting For Getting Him Set Up



This is the result of the efforts of many members since Tom visited the club in late 2014 and indicated an interest in turning. There are too many to list, but to all who contributed, thank you for living out the MWA goals.



Minnesota Woodturners Association

Board Members

Officers

President

Rich Auge
rauge2003@gmail.com
(651-332-1566)

Vice-President

Fred Kogler
kogler@comcast.net
651-283-9876

Treasurer

Mark Debe
mkdebe@icloud.com

Secretary

Janese Evans
janese.evans@gmail.com

Members at Large

Program Director

Linda Ferber
linda@garber.org

Librarian

Ray Muno
raymond.muno@gmail.com

Webmaster

Will Travis
willy@willyswoodpile.com
(952) 938-5414

Member At Large

Ed Mielich
edmielech@gmail.com
651-332-0197

Member at large

Todd Williams
toddwilli@comcast.net
(651) 777-0446

Newsletter

Pete Bryant
kabplb@comcast.net
763-242-3234

Education

Neil Robinette
neilka@embarqmail.com
763-639-1085

In This Issue

- I.** Cover Picture (The Start of Wheel Chair Turning).....Page 1
- II.** Index.....Page 2
- III.** MWA EVENT CALENDAR.....Page 3
- IV.** President's Message (Deer Ticks).....Page 4
- V.** Monthly Meetings
 - A. May Membership Meeting
 - 1. Preliminaries.....Page 5
 - 2. Presentation Topic: Platter Turning.....Page 8
 - 3. President's Challenge.....Page 9
 - 4. Beads of Courage Bowls.....Page 11
 - B. Lunch Gatherings
 - 1. Hamburger Club.....Page 12
 - C. Area/Regional Turning Meetings
 - 1. Plymouth Area Turning Meeting.....Page 13
 - 2. South East Regional Turning Meeting.....Page 14
 - 3. Northwest Area/Region Turning Meeting.....Page 15
- VI.** MWA Classes
 - A. Pizzazz for your Bowls(2nd Larson Class).....Page 15
- VII.** Special Interest Items
 - A. AACC Show Photos By Todd Williams.....Page 18
 - B. AAW Annual Meeting (Why You Should Go)
 - 1. Broadest Scope of Woodworking programs.....Page 21
 - 2. Enrich your turning experience.....Page 23
 - 3. Al Hockenberry's picks for newbees.....Page 24
- VIII.** AAW and Regional Announcements.....Page 25
- IX.** The 2014 MWA Membership Survey: Summary Part 3 (Mark Debe).....Page 25



III. MWA EVENT CALENDAR

<p>January, 2015</p> <p>6th Membership Mtg Sharpening Systems Nelson, Robinette, etc</p> <p>13th Board Meeting</p> <p>23, 24, 25, Craig Lossing, Pro</p>	<p>February, 2015</p> <p>3rd Membership Mtg Gluing Segmented Work Bob Puetz</p> <p>10th Board Meeting</p>	<p>March, 2015</p> <p>3rd Membership Mtg Fun with Spindles Steve McLoon</p> <p>10th Board Mtg</p> <p>13, 14, 15 Nick Cook, Pro</p>	<p>April, 2015</p> <p>7th Membership Mtg Hollowing Mark Debe</p> <p>14th Board Mtg</p>
<p>May, 2015</p> <p>5th Membership Mtg Making Platters Steve Mages</p> <p>12th Board Mtg</p>	<p>June, 2015</p> <p>2nd Membership Mtg Skype with Joe Hermann</p> <p>9th Board Mtg</p> <p>25-28 AAW Mtg Pittsburg</p>	<p>July, 2015</p> <p>7th Membership Mtg Finishes Mark Palma</p> <p>13th Board Mtg</p>	<p>August, 2015</p> <p>4th Membership Mtg Decorating your work Jeff Luedloff</p> <p>11th Board Meeting</p>
<p>September, 2015</p> <p>1st Membership Mtg A Goblet W Captive Rings Gary Mrozek</p> <p>9th Board Mtg</p> <p>19, 20 Dixie Biggs Pro</p>	<p>October, 2015</p> <p>6th Membership Mtg Pendants Robinette and Farber</p> <p>13th Board Mtg</p>	<p>November, 2015</p> <p>3rd Membership Mtg Put a twist in your work Todd Williams</p> <p>10th Board Mtg</p>	<p>December, 2015</p> <p>No Membership Mtg</p> <p>No Board Mtg</p> <p>Christmas Party</p>

June Special Events at a Glance

June 11, Hamburger Club, 50's, Club Brooklyn Center 11:30 to 1:30
June 13, Basic Bowl Turning Class, Bob Meyer, Rick Auge Shop Shoreview, 9:00-1:00 PM
June 17 Tool Sharpening Class, Neil Robinette's Brooklyn Park 6:00-9:00 PM
June 18 South East Regional Group Meeting noon-1:30, Lone Oak Grill, 3010 Eagandale Pl, Edina
Week of 6/21 Class TBD, Bob Jenson, Rick Auge Shop Shoreview, 9:00-1:00 PM
June 24 Plymouth Area Wood Turners, Steve Mages Shop 7:00-8:30 PM



III. President's Message



Deer Ticks

You could title this article. "Don't let size fool you. It did me."

I remember the tick that gave me anaplasmosis. It was large, wayyyyyy too large to be a deer tick. They are always described as the size of a pin head.

It was just a bit smaller than a full size dog tick, but it had unusual markings on it which left me wondering what it was. But I definitely ruled out deer tick due to its size.

I could not have been more wrong.

If you don't go into brush, you can ignore this. **Deer ticks are out!** For those of you who know me, there is not a lot that makes me overly cautious. Deer ticks do!!!!

I found my first deer tick of the season crawling up my leg yesterday. I have been treated twice for Lyme, and once for Anaplasmosis. The Lyme was nothing compared to the serious sudden onset of the other. All were the result of tick bites, both deer and black legged ticks.

Everyone seems to know about Lyme, but not the more immediately serious anaplasmosis.

For me, this was very serious within 10 days of the bite. I was lucky that my doctor is an outdoorsman who took a SWAG* and got it right. It prevented hospitalization. A deer tick from the brush area around my house caused the Anaplasmosis.

See: <http://www.health.state.mn.us/divs/idepc/diseases/anaplasmosis/basics.html>

A healthy Dose of high concentration DEET on my pants cuffs seems to keep them at bay.

***SWAG = Scientific Wild Ass Guess.**

As a further caution, There are some rumors that some deer ticks can now transmit spinal meningitis as well.

Several members have also reported unpleasant encounters with deer ticks some with serious consequences.

For example, Tom Peter writes, "I hate ticks - especially deer ticks ! Last year at this time I was commissioned to remove a cottonwood wood branch that was impeding an oak tree growing beneath it. During the process, I needed to walk through some brush to see the trees from a distance.

36 hours later, a deer tick was making his getaway after stealing a batch of my blood !

The good news, I found him before he escaped and took him in for analysis- the bad news... taking drugs to avert Lyme disease."

Important take aways for anyone going into the brush.

1. Use liberal amounts of DEET on pants cuff.
2. Deer ticks can be on your body for some time until they bite. Check yourself regularly.
3. If you even think you may have been bitten, see a doctor immediately.



V. Monthly Meetings

A. May Membership Meeting

1. Preliminaries



Left: Ken Crea mans the membership table

Immediately Below: Instant Gallery submissions

Farthest down: Tool Table





Ami Swerdlick sells Tree Seedlings



Jeff Koltveit mans the Woodcraft table



Lee Tourtelotte offers used tools



A sample of toys made for the AAW Show





Once again there was a huge collection of wood for the members



Vice President Fred Kogler requests that members make a special effort to turn toys for AAW Symposium. The last chance to submit toys will be at the June 2 meeting.



V. Monthly Meetings

A. May Membership Meeting


1. Presentation Topic: Platter Turning



Steve Mages presents platter turning considerations to a packed house.

Steve is shown below in various cutting and measuring steps.





V. Monthly Meetings

A. May Membership Meeting

2. President's Challenge



Dan Larson and staff counted ballots and distributed prizes for the President's Challenge. In May, the challenge was toys. **In June, the President's Challenge will be platters.**





1st Place: We didn't get his name but he has a fine fishing pole



2nd place: Ken Hallberg. He didn't need a pole to catch this fish.



3rd Place: Todd Williams



4th place: Matt Ververka



5th Place Tom Midtbo



6th Place Muriel Gavin



V. Monthly Meetings

A. May Membership Meeting

3. Beads of Courage



There were some fine made beads of courage bowls submitted. Linda Ferber manned the table. Diane Puetz forwarded a note from two very sick and very happy young ladies.



THANK YOU

MINNESOTA
WOODTURNERS
ASSOCIATION





Their mother writes: " Thank you so very much! They arrived today! They are gorgeous! We are so very grateful!!!!"

V. Monthly Meetings

B. Lunch Gatherings

1. Hamburger Club

The next meeting of the hamburger club will be Wednesday June 10, at the 50's, Club, Brooklyn Center 11:30 to 1:30. Mike Hunter advises that in the summer the group will convene on the Wednesday of the week after the MWA membership meeting. In the fall, the schedule will revert back to the normal Thursday of the week after the MWA membership meeting. The meeting place is most convenient for those on the north side of town. But all are invited to chat and chew.



V. Monthly Meetings

C. Area/Regional Turning Meetings

1. Plymouth Area/Regional Turning Meeting



The Plymouth Area Group met Wednesday April 27. Present from left to right were Wayne Johnson, Fred Hegele, Steve Mages, Avi Pelc, and Al Feist. Pete Bryant also attended and took the picture. The highlight of the meeting was the treats provided by Steve and his wife, Judy. They were outstanding. The group huddled over the treats most of the night.

Samples of the work of the group are shown below



Some notes from the meeting:

1. The group started to turn a natural edge bowl, however, it was soon realized that setting up to do that was a major task. It was agreed that the project would be delayed until next meeting and Steve would set up ahead of time.
2. Steve graciously gave all attendees a piece of recently cut butternut wood.



3. Al Feist is looking for a way to make a rolling pin that looks like a barber pole. No one knew how. Can anyone help him?
4. Wayne Johnson etched the tube for a pen and then molded acrylic plastic over it. It made an impressive pen body.

V. Monthly Meetings

C. Area/Regional Turning Meetings

2. South East Area/Regional Turning Meeting

The Southeast Regional Group (the Pork Sandwich Club) meets on the 18th of June next time. The meeting location is The Lone Oak Grill 3010 Eagandale Place, Eagan, MN.

Fred Kogler is the coordinator.

At the May 21st meeting, Muriel and Tom Gavin showed the progress on a model truck they are making. This is the truck chassis upon which the toy box will be mounted for the Symposium. The box is now being turned.



V. Monthly Meetings

C. Area/Regional Turning Meetings

3. Northside Turning Meeting

This group is just starting up. A general meeting to determine interest was held at a local restaurant. At least seventeen people are interested in attending. **The first actual turning meeting will be held on Saturday June 27 from 2:00 to 6:00 pm at Neil Robinette's shop.** Hot dogs will be served in a picnic like atmosphere as wood chips fly. Contact Neil Robinette for details.

VI. Monthly Classes

A. Pizzazz For Your Bowls (2nd Dan Larson Class)

In this class, Dan Larson

Taught these students, Bill Brekon, Bill Campbell, Mark Debe, Tom Midtko, Ed Mielech, Phil Murray, and Larry Wolf.



To use these tools



To decorate bowls like these.



The class worked long and hard



Everyone was pleased with the results



As a special treat, Dan demonstrated his bowl saver tool



VII. Special Interest Items

A. American Craft Council Photos by Todd Williams

From April 10-12, MWA turners demonstrated at the annual American Crafts Council show at Xcel Energy Center in St. Paul. MWA members included Linda Ferber, Rick Auge, Neil Robinette, Gar Brown, Mark Debe, Paul Laes, Bob Boettcher and Todd Williams. Also turning was Linda's guest Ana Lapeguard from Arizona.

The show is an amazing collection of creative craft endeavors, including a few woodturners! We all had time to tour the show before or after our turning times. The following are some pictures of the displays from the woodturners actually selling their creations at the show. I asked for and got permission from each artist separately. Some very impressive work! Check out the vases by Michael Mode and the hollow forms by Gordon Browning.

We were strictly guest demonstrators and not allowed to sell anything. [The pictures are attached in the hopes of inspiring other club members to let loose their creativity and come up with new things!](#)

Be sure to volunteer next year to demonstrate at this fun show.





Michael Mode
New haven, VT



g3studios.net
Interlochen, MI



Guillermo Martinez
Modjeska, CA



g3studios.net
Interlochen, MI



g3studios.net
Interlochen, MI



Gordon Browning
Viola, WI



James Borden
Sibley, IA





Gordon Browning
Viola, WI



Gordon Browning
Viola, WI



James Borden
Sibley, IA



James Borden
Sibley, IA



J. Marc Himes
Negaunee, MI



J. Marc Himes
Negaunee, MI



J. Marc Himes
Negaunee, MI



J. Marc Himes
Negaunee, MI



J. Marc Himes
Negaunee, MI





V. Special Interest Items

B. AAW Annual Meeting


The AAW's 29th Annual International symposium will be held in Pittsburg June 25-28, 2015. AAW has sent out three flyers to announce the event. These flyers give three excellent reasons why you should attend the event regardless of your skill level. The flyers are summarized below and They are presented to give you a flavor of an exceptional learning opportunity. Go now or plan to go next year!

1. Join us for the broadest selection of woodturning learning experiences anywhere!

The AAW's 29th Annual International Symposium, June 25-28, 2015, in Pittsburgh features informative sessions that have been carefully selected to meet the needs of turners of wide-ranging skill levels and interest areas. You'll take away knowledge, tips and techniques sure to enhance your woodturning experience! Here are two of the exceptional demonstrators you'll be able to see!

Nick Cook

Nick Cook is a full time production turner producing a wide variety of gift items, one of a kind bowls, and vessels, as well as work for furniture makers and millwork contractors. He spends much of his time teaching both individuals and groups throughout the country. He is a founding member of the American Association of Woodturners and was named its 12th honorary lifetime member. Nick has done workshops for woodturning groups in Australia, England, Canada, and Taiwan, and has also participated in woodturning symposiums in New Zealand and Ireland.



Sessions

- Light Up Your Life with Turned Table Lamps
- Turned for Use: Production Items for the Marketplace
- Turning Peppermills & Salt Shakers






Samples of Nick Cook production work

Avelino Samuel

Avelino Samuel was born and raised in Coral Bay, St. John in an environment that laid the basis for his development as an accomplished woodturner. In this lush, tropical setting he became acquainted with native trees and learned firsthand to appreciate their beauty and usefulness to humankind.

"I try to create objects that showcase the beauty of wood through different shapes, finishes and surfaces. Sometimes, this is experienced by allowing the material to be the dominant voice; in other instances, the material (wood) is worked to accent its character. This may take the form of carving, burning or coloring ... all in an effort to create an object that appeals to the eye and tactile senses."



Sessions

- Spiral Vessels: Turning & Layout
- Spiral Vessels: Carving, Sanding & Texturing
- Turning Finials, Collars & Feet




2. You'll be able to enrich your turning experience by learning something new!

Discover segmenting with Craig Kirks!

Craig discovered his passion for designing and creating objects from wood at a young age and spent many years building various styles of furniture. In 2007, he purchased his first lathe to make furniture pieces, then tried turning bowls. He only had dimensional lumber available, so he glued pieces together to make the blanks. That was his start in segmented woodturning and when he discovered the opportunities it offered for creative expression. "The combination of colors and textures created just can't be duplicated any other way," he says.

Classes

- Curved Design Elements for Segmented Woodturnings
- Making a Segmented Torus Vessel
- Curved Design Elements for Segmented Woodturnings
- Methods & Jigs for Accurate Segmented Work



Explore finials with Cindy Drozda!

Cindy has worked wood professionally since age 19. The need to make a pair of chairs brought her to woodturning, but it was the pictures of bowls, vessels, and boxes in the back of Dale Nish's book that really got her hooked. Cindy's elegant lidded vessels and boxes with delicate finials bring a contemporary flair to classic forms. Her trademarks are precise techniques, fine details, and pleasing forms.

Classes

- Fabulous Finials
- Maximizing Burl Figure



3. If you're a novice, there are plenty of sessions that will help you expand your woodturning experience.

In fact, AAW Honorary Lifetime Member, Al Hockenbery, has compiled a list of rotations especially well-suited to beginners. “The AAW symposium has a lot to offer newer turners. Three expert woodturning friends, Ron Browning, Rudolph Lopez, and Sherry Hockenbery, have helped me build a list of demos we suggest for a newer turner. Keep in mind that both experts and beginners can learn from every demonstration and use our list as a starting point or as a reference to fill in time slots. I encourage every attendee to read through all the descriptions and attend those that catch your eye. Keep in mind, most of the demos are given again in another time period and there are no bad choices - but there are some choices that are a better fit with the woodturning direction you want to take. Bring a note pad and have fun! “

Recommended Sessions:

- Kip Christensen, Principles & Techniques of Clean Cutting
- Lyle Jamieson, Foundations of Bowl Turning
- Lyle Jamieson, Foundations of Hollow Form Turning
- Stephen Hatcher, Feet, Lid & Finial Techniques
- Nick Cook, Turned for Use: Production Items for the Marketplace
- David Ellsworth, Hollow Form From a Log
- Rick Angus, How to Knife-Edge Tools Cut
- Ted Sokolowski, Making Peppermill or Saltmill
- David Ellsworth, Open Bowl From Half a Log
- Mark St. Leger, "Rock-a-Bye" Box
- David Ellsworth, Natural Edge Open Bowl from Half a Log
- Jerry Kermode, Beginning Bowls & Plates
- Christian Burchard, In Praise of Green Wood
- Kip Christensen, Principles & Techniques of Clean Cutting
- Dick Gerard, Turning & Decorating Spheres
- Tim Yoder, Catches
- Stuart Batty, Perfecting the Art of Cutting
- Mark Baker, Classical Tazza
- Nick Cook, Turning Peppermills & Salt Shakers
- Stuart Batty, The Seven Setup Fundamentals
- Janice Levi, Pyrography Basics

Interested in attending? Go to the AAW website for registration details.



VIII. AAW And Regional Announcements

1. **AAW Symposium** is scheduled in Pittsburg June 25-28. See Pages 21-24 of this newsletter and www.aaw.org.
2. Corridor Woodturners presents John Jordan for a two day demonstration October 3 and 4 in Cedar Rapids Iowa. The two days will be devoted to **Bowl Turning and Turned and Carved Hollow Vessels**. For details see www.corridorturners.org.
3. **A Fresh Cut Green Woodturning Symposium** will be held October 30 to November 1, 2015. It will be held in Grand Marais, Minnesota. The symposium includes multi-day coursework, demonstrations, speakers, mini-courses and community gatherings, all designed to encourage wide-ranging discussion of the craft of woodturning and to celebrate and relish the intimate connection to the material green wood turning fosters. Featured will be Robin Wood, Michael Hosaluk, and Michael Cullen. The symposium is jointly sponsored by the AAW and the North House Folk School. Contact www.northhouse.org or www.aaw.org for details.
4. The Wisconsin Chapter will not be having an expo this year. In its place, they will have an all day demonstration by one of their best turners, professional Barry Grill. The event will be held in Eau Claire on October 24, 2015. See www.cvwg.org for details.
5. The current issue of **Woodturning FUNdamentals** is now available at www.aaw.org. Projects include turning a bottle stopper, turning pail handles, a tool rack project, and an old German-Style Top. Tips include finishing options, Simple Photo Gear, Sandpaper Use, Bleaching wood, and safely transporting tools.

IX. The 2014 MWA Membership Survey: Summary Part 3 (Mark Debe, Treasurer)



The 2014 MWA Membership Survey: Summary

Part 3, by Mark Debe, Treasurer

In the February and April newsletters we presented the first two of a three-part summary of the quantifiable results from the 2014 fall survey sent out by the MWA board. For a summary introduction to the survey objectives, format, question types and response levels, please see February's newsletter, where results were presented from the demographic multiple-choice questions, Q1 – Q5. In the April newsletter we summarized the responses presented from questions Q6 – Q8 dealing with communication preferences, and Q9 – Q13 with experience level. In this final part we summarize responses to the questions on programming, Q14 – Q22 (excepting Q16 – Q18 which asked for written responses and are not summarized here), and Q23 – Q27, the outreach questions.

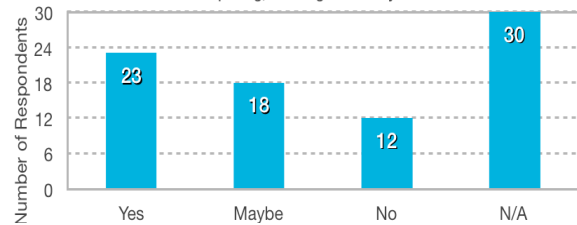
Programming Questions (Q14, 15, 19 - 22)

- Monthly meetings and large group professional demonstrations are the most highly attended MWA events by the respondents. Small group professional demonstrations and the instant gallery/president's challenge are participated in only about 10-12% of the time. Fig. Q14.
- Compared to the past year, in the coming year respondents expect to participate in more small group pro-demo's and the instant gallery/president's challenges.
- Approximately half of the respondents who consider themselves beginners would be interested in having one-on-one time with an experienced mentor. Fig. Q19.
- Approximately half of the respondents would be interested in receiving written information on the basic topics listed in Q19.
- More than half of the respondents attend MWA events for a balance of education and social interactions, and slightly less than half for just educational reasons. Fig. Q21.
- 74% of 110 respondents may or do have friends or family members who would be interested in attending MWA social events. Fig. Q22.

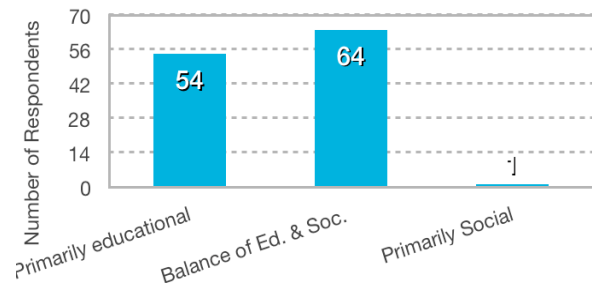
Outreach Questions (Q23 - Q27)

- 86% of the respondents are familiar with the Beads of Courage program.
- 80% of the 121 respondents are interested in donating a vessel to the Beads of Courage program.
- Only two respondents know one to two individuals who would like to pursue woodturning but feel limited by a disability.
- However up to 24 of the 109 respondents to Q26 would be interested in having a better turning experience given their own special needs.
- Of the 113 respondents to Q27, there are potentially 9 to 16 or more individuals in the community known by the respondents who may be prevented from woodturning due to financial limitations.

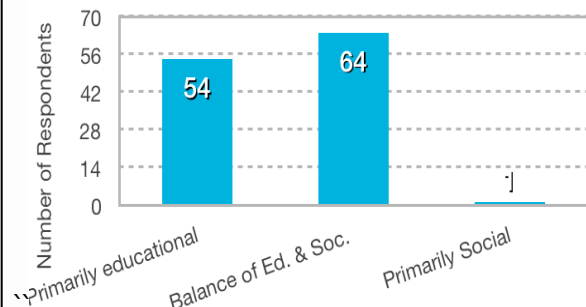
Q19. If you are a beginner, would you like to have one-on-one time with an experienced mentor to answer basic questions on topics such as getting started, equipment purchase, wood acquisition and treatment, tool sharpening, finishing and safety?



Q21. Do you attend MWA events for the educational/technical information or for social interactions?



Q21. Do you attend MWA events for the educational/technical information or for social interactions?



Q22. Do you have friends/family members who would be interested in attending MWA events that were primarily social in nature?

