



# Minnesota WoodTurners Association

A LOCAL CHAPTER OF THE AMERICAN ASSOCIATION OF WOODTURNERS

Volume 2015 No 2 Rev 1

February, 2015



## **January and February Had Learning Opportunities for All!**

**In a small group “hands on” class, Craig Lossing demonstrates use of the bedan to remove inside bowl nubs to Dave Shypulski**



**In the class “All About Woodturning”, Jim Jacobs covered the fundamentals from buying your first lathe to basic bowl turning for beginners and intermediates. He also reviewed jigs, gadgets, and projects.**

**Minnesota Woodturners Association**

**Board Members  
Officers**

**President**

Rich Auge  
rauge2003@gmail.com  
(651-332-1566)

**Vice-President**

Fred Kogler  
[kogler@comcast.net](mailto:kogler@comcast.net)  
651-283-9876

**Treasurer**

Mark Debe  
mkdebe@icloud.com

**Secretary**

Janese Evans  
[janese.evans@gmail.com](mailto:janese.evans@gmail.com)

**Members at Large**

**Program Director**

Linda Ferber  
[linda@garber.org](mailto:linda@garber.org)

**Librarian**

Ray Muno  
[raymond.muno@gmail.com](mailto:raymond.muno@gmail.com)

**Webmaster**

Will Travis  
[willy@willyswoodpile.com](mailto:willy@willyswoodpile.com)  
(952) 938-5414

**Membership Director,  
Asset Manager**

Paul Laes  
[woodforfun@hotmail.com](mailto:woodforfun@hotmail.com)

**Member at large**

Todd Williams  
[toddwilli@comcast.net](mailto:toddwilli@comcast.net)  
(651) 777-0446

**Newsletter**

Pete Bryant  
[kabplb@comcast.net](mailto:kabplb@comcast.net)  
763-242-3234

**Education**

Neil Robinette  
[neilka@embarqmail.com](mailto:neilka@embarqmail.com)  
763-639-1085



## In This Issue

<b>I.</b>	Cover Pictures “Learning Opportunities for all”.....	Page 1
<b>II.</b>	Index.....	Page 2
<b>III.</b>	Recent and Upcoming Events.....	Page 3
<b>IV.</b>	Vice President’s Message .....	Page 4
<b>V.</b>	Annual Treasurer’s Report.....	Page 5
<b>VI.</b>	Monthly Meeting February 3	
	a. Social.....	Page 6
	b. Topics.....	Page 7
	c. President’s Challenge.....	Page 8
	d. In Memory of John Anderson.....	Page 9
	e. Beads of Courage.....	Page 10
<b>VII.</b>	MWA Classes	
	a. Craig Lossing Professional Demonstrations	
	1. Large Group.....	Page 12
	2. Two Small Groups.....	Page 14
	b. Jim Jacobs “All About Woodturning” .....	Page 16
<b>VIII.</b>	Membership Survey Report Part 1.....	Page 18

### III. Recent and Upcoming Events

#### February 2015

##### Tuesday February 3    **MEMBERSHIP MEETING**

Main Topic: **Bob Puetz, HOW TO GLUE AND SECURE SEGMENTED TURNINGS AND AN ARTICULATED HOLLOWING DEVICE**

Location: Salvation Army  
2445 Prior Avenue North  
Roseville, MN

Time: 6:00 social. Meeting starts at 6:30. There will be a wood raffle and club library

##### Wednesday February 18    **SHARPENING CLASS** Neil Robinette, Neil's shop, 6:00-9:00 pm

##### Saturday February 21    **2 SKEW CLASSES** Jim Jacobs, Rick Auge Shop 9-12am and 1-4 pm

##### Tuesday February 24    **BOARD MEETING**, Salvation Army, 7:00 -8:30 PM

#### March 2015

##### Tuesday March 3 **MEMBERSHIP MEETING**

Main Topic: **FUN WITH SPINDLES with Steve McLoon**

Location: Salvation Army

Time: 6:00 social. Meeting starts at 6:30. There will be a wood raffle and club library

##### Tuesday March 10    **BOARD MEETING**, Salvation Army, 7:00 -8:30 PM

##### Thursday March 12    **TURN A SUSHI TRAY CLASS**, Steve McLoon, Rick Auge's, shop 6-9 pm

##### Friday March 13 Sunday March 15 : **TWO SMALL GROUP HANDS ON GROUPS with professional turner NICK COOK** WoodCraft Bloomington 9:00 am to 3:00 pm each day

##### Saturday March 14    **LARGE GROUP DEMONSTRATION BY PROFESSIONAL TURNER NICK COOK**, University of Minnesota, 9:00 am to 3:00 pm

##### Wednesday March 18    **SHARPENING CLASS** Neil Robinette, Neil's shop, 6:00-9:00 pm

#### Note:

1. Watch for MWA Blasts with times, places, and details on these events.
2. The Salvation Army: 2245 Prior Avenue North, Roseville, Mn
3. The U of Minn: E117 Regis Center for Art, 405 21st Avenue S, Minneapolis
4. Rick Auge's Shop: 5040 Hodson, Shoreview
5. Neil Robinette's Shop: 9625 Washburn Ave. N. Brooklyn Park



## IV. Vice President's Message



A short note from VP Fred Kogler about regional meetings and our mentoring program.

The "regional" meetings are smaller groups of MWA that are generally based on geographic areas and are designed to provide opportunities to get to know MWA members better. At the same time much learning about turning takes place. We have discussions about our turning experiences and ask for advice, see examples of various turnings, learn about new products, and work together on select projects. Meeting times and dates vary and are less structured, usually they meet in

member shops and serve to re-enforce the regular large group meetings of MWA.

The mentoring program is still in the formative stage at this time. The board will have a discussion at its next meeting to put the finishing touches on the program design and implementation. Several have already stepped forward indicating a willingness to mentor individuals. We have several experienced and accomplished turners in our club that are eager to share and help others advance in our craft. At the same time there have been several requests by club members to be included as students or "mentees". With this high level of interest we should have a great program of sharing and learning on a 1 to 1 basis. Final details will be included on our web site and explained at our general meetings. In the mean time keep your tools sharp and stay aware while enjoying one of the most satisfying and crafts. "





## V. Annual Treasurer's Report By Mark Debe

Have you wondered what happens to all that cash you contribute for library DVD rentals, raffles, wood sealer sales, and membership fees? Where does the money we pay for our hands-on classes and pro-demo's end up? How do all the expenses get paid for professional demos, lathes for classes, video and sound equipment? What about the space we use at the Salvation Army building or at the U. of Minnesota? How is that handled? And insurances, website costs, postage, etc.? Do all these incomes and expenses balance out? Are they even tracked?

Rest assured that we do our best to not only monitor and track them, but document and archive every cash transaction, income or expense, and follow the money from the original receipt or invoice to the MWA bank account. This is done using a combination of a Quicken financial software package, our US bank account monthly statements, MWA checkbook carbon copies and receipt book carbon copies. This allows us to keep a tight watch on the money flow and monthly checking and cash balances. The results for each month are archived and reported at the MWA board of directors' monthly meeting.

**The MWA is a financially healthy organization.** One metric of our net financial soundness is the bank account and cash balance at the start of each year. This balance has been increasing steadily for the past six years, from around \$7,000 in 2010 to currently approximately \$22,000. Most of this annual bank balance increase can be correlated with the increase in MWA membership. Membership fees are by far the most significant source of income; more than what the pro-demo day, pro-demo small group and club hands-on workshop classes generate combined. Income from all other sources is smaller still. We do not have any long-term debt, and we make donations for our use of meeting space. We make certain our raffles and the income they generate abide by all Minnesota state and local gambling control board ordinances. There are going to be some greater, onetime expenses in 2015 to improve a number of membership services and meeting experiences. The end-of-year cash balance above may actually decrease some in 2015.

One strongly voiced comment in last fall's membership survey warned of the potential for fraud such as occurred in another non-profit hobby club, and suggested there should be a new treasurer every year. That may help, but I think the solution is more complicated. We've moved to better document the ~ 60 kinds of cash transactions each month with receipts, then scanning them along with purchase invoices and bank deposit statements for inclusion as e-versions in the monthly treasurer reports for archival documentation. Each month the Quicken program and the bank statements must agree – to the penny! The ultimate goal is a tightly controlled, transparent system for handling and monitoring all the transactions, independent of whoever is receiving or handling cash or money accounts. At this stage our system has improved, but still has a way to go. Most important is the need to move to a fully automated on-line membership capability where payment is made directly to our bank account via PayPal® for example. Maybe in five or ten years there won't be any cash handling at all, but simply direct deposits from hand held credit card readers for all meeting transactions. The technology exists of course, we old guys just need to adapt.





## VI. Monthly Meeting February 3

### VI. A. Social



**2015 membership badges were available at the meeting . If you were too social and missed them, get yours at the next meeting.**




**At the meeting, Tom Kindom was surprised to meet Patrick Kraft. Dr Kraft is the surgeon who worked on Tom following a serious motorcycle accident. They both are MWA members!**



## VI.B Presentation Topics

**Bob Puetz presented a way to assemble segmented parts.**



After gluing, he holds the segments (below left) with flexible tape instead of using hose clamps. The assembled segments are shown on the right.



**Bob also presented the articulated deep hollowing tool he made (below left) with the base (below right)**



Will Travis presented an overview of the chapter website and how to best use it. Jim Jacobs helped with the audio





## V.I.C. President's Challenge

The challenge this month was to build a birdhouse. Top entries are shown below



**First Place  
Bob Lunde**



**Second Place  
Dan Larson**



**Third Place  
Lee Tourtelotte**



**Fourth Place  
Greg Just**



**Fifth Place  
Jerry Ritter**





## **VI.D. Bird Feeder turned in memory of our MWA friend, John Anderson.**

I guess it could be called an “unplanned collaboration” effort, started by John, who died May 12, 2014, and finished much later, by MWA friend, Lee Tourtelotte. John was a very spirited MWA club member, always very friendly, and a regular participant of the club’s many activities.

Following John’s death, John’s wife, Jodene, asked the club for some help to clean up his large woodpile. Several responding members and friends assembled at Jodene’s home last fall, cutting up the remaining logs from John’s treasured woodpile. Jodene gave me a few of John’s unfinished, roughed out bowls and asked if I could complete them for her, in memory of John.

I later discovered that there was not enough wall thickness remaining from the roughed out, heavily warped blanks to make decent bowls. Several months passed by, not knowing what I would tell Jodene about John’s unturnable bowl pieces.

Examining the warped blanks over and over, it finally dawned on me that, in lieu of traditional bowls, they could possibly make a very nice bird feeder. This month’s club challenge just happened to be a “bird feeder” ! -- Coincidence? ..., Maybe not!

Now with a plan, a little lathe reshaping, sanding, and marine varnish finishing, John’s two bowls became the top & bottom of the bird feeder. A green glass cylinder was cut and provided from a discarded wine bottle. The glass cylinder was supported by end caps, turned from some Santos mahogany, courtesy of Jim Jacob’s retrieval effort from his company’s dumpster. An old brass door knob provided a little clearance for the bird seed to flow out into the feeder “bowl” below. Maple finials were turned to hold the feeder together, threaded with concealed T-nuts, for easy removal, cleaning and seed refilling.

I plan to visit Jodene soon and present to her, on behalf of our MWA, this “collaborated” bird feeder, which John definitely had his hand in! -- RIP John! .....Lee Tourtelotte.

**Editor’s note: John and Lee’s bird feeder took third place in the President’s Challenge. See the previous page for a picture of Lee and the bird feeder.**



## VI.E. Beads of Courage:

Diane Puetz with Beads of Courage Donations at the February Meeting



What happens to the bowls when they leave the Salvation Army?



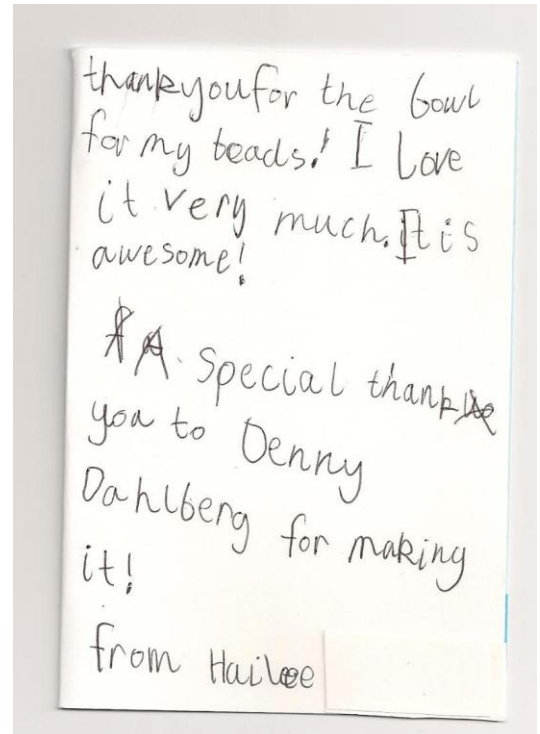
The Puetz's deliver the Bowls to some happy nurses at Childrens' Hospital on January 21 2015. Do you see your bowl in the pile?

**All of the bowls that have been turned by the club have been distributed to kids.**





The nurses deliver the bowls to special patients like Hailee. Note that when you wear the beads the bear rides in the bowl.



Grateful patients write thank you notes to turners like Denny Dahlberg





## **VII.A. Craig Lossing Professional Demo**

### **1. Large Group**

Craig is a professional artist and turner who has over 30 years experience. Throughout his professional career, Craig has won top awards in the most prestigious art fairs across the country and his work has been featured in museums, collections, national magazine articles and art books. He lives in Lino Lakes and is a member of our MWA chapter.

Craig's signature pieces are small lidded hollow forms that range in size from 2" to 6" and feature oriental-influenced ornamental spears that pierce the lid or are artistically supported. In both the large group demo and in each small group, small lidded bowls were made and emphasis was put on the many different ways they could be designed, made, and decorated.

To warm-up each day, Craig turns toy-spinning tops and has produced over 100,000 to date. He says that in his early days tops were his main source of income.

Over 40 people came to the large group demonstration at the University of Minnesota.



Samples of his work were on display. Some are shown below





As is his custom, Craig warmed up by turning a top. Will Travis was happy to get it



After making a straw for blowing chips out of hollow forms, Craig prepared, mounted, and began turning his lidded box workpiece. He continued the one box through lunch and demonstrated lots of details that he had incorporated in his boxes on display

**Note that his favorite tools are the spindle gouge and the bowl gouge. He generally uses not more than 3 tools on any one bowl, but the three tools are often different. He discusses some of the methods and tools below.**





**The demo was fast paced with lots of questions from the members**

## **2. Friday and Sunday Small Hands On Classes (8 people, 6 hr each, both sold out)**

**The Friday class consisted of Dan Herskovitz, Mark Debe, Rick Dubay, Dan Larson, Dick Zawacki, and John Traeger. The Sunday class consisted of John Fleischer, Jerry Ritter, Dave Shypulski, George Martin, Phil Plumbo, Dick Hicks, Jeff Luedloff, and Rod Nelson.**

**Dan Larson described the experience as follows: “..... Craig Lossing, a true veteran of woodturning, started the hands on workshop with a quick overview of shape, form, and ideas for projects we could pursue. He showed us many examples of the excellent work he has done, which gave us much inspiration. He gave us a demonstration of tool usage which included making a curve by turning the tool as you go around, "like turning a door knob". That analogy stuck with me. Then, without delay, we started making chips. Soon we learned that Craig was a master of all tools. It seemed like he could just make the cut he wanted with whatever tool he had in his hand. He described to us his preferred sharpening technique (block of wood stand, free hand, by eye bevel angle) and we soon realized, it's not the angle of the grind that counts, but the skill of the tool's operator.**

**Throughout the afternoon, Craig used a common bowl gauge as a drill, a roughing gouge, a skew, a hollowing tool and a smooth finishing tool. We also saw him use a skew as a spindle roughing gouge because it happened to be the tool in his hand at the time. He used a sharpened butter knife as a very narrow parting tool. Most of the group ended up making various lidded box**





forms. We learned the technique of fitting a flush lid and then shaping pegs and a spear to act as a handle. Everyone seemed to be challenged, stretching their skills and picking up new ideas and techniques along the way; thanks to Craig's patient and giving manner. Thank you Craig for an enlightening afternoon at the lathe."

Pictures from both hands on small group are presented below:



Left to right: Dan Herskovitz, Dan Larson, and Rick Dubay start their boxes



Left to Right: Phil Plumbo fine tunes a lid for his box, John Traeger makes a flush fit lid for Craig Lossing, and Jerry Ritter completes a finial for his box.

**Closing comments from Craig Lossing:** "Most of my time is spent either turning alone or talking to customers. I like to teach wood turning classes because it gives me a special opportunity to talk woodturning with woodturners. This group has been a lot of fun for me. The turners in MWA have been very creative in class. The biggest need I see for them is to master tool control."




## VII. B “Everything You Wanted to Know About Woodturning”

This was a special six hour program presented by Jim Jacobs on February 7 that covered the basics of woodturning. It aims at beginners, but can be a good review for turners at all levels. The program was open to members and nonmembers.

The morning agenda covered: buying a lathe, setting up the workspace, wood science (did you know wood is made of "straws"?), buying tools, mental and physical preparation, eliminating vibration with SUPPORT, tool handling and presentation. Jim will demo basic faceplate, spindle and bowl turning, and preventing catches.

The afternoon agenda covered: 12 different shop-made jigs and gadgets you can make, Lazy Susan tool rack, big cone center, rollerblade steady, indexing jig, disc sander and more!



Jim arrived early to set up. Set up and take down plus 6 hours of teaching and a one hour lunch made for a long day for Jim. **Since there was no preregistration**, Jim had no idea how many people would show up-if any.

Other people arrived early in anticipation of a big turn out.



Dave Goldner brings the Beverage



Janese Evans and Paul Laes collected fees



Mike Lucido and Dave Goldner collect for Pizza.



The A/V crew was ready. Roger Erickson Paul Rotenhuis, and Ed Mielech



Kirstin Holtz made Brownies for dessert






**9:00 Show Time! Over 40 People are there!**



### Scenes from Jim's Demo



At the end of the day, almost every attendee bought pizza for lunch and five people joined the MWA. One response from a first time visitor is typical:

**“I attended the class and got real info that I intend to use. Now to convince (my wife) that I can buy that new machine. The guys sitting around me were very helpful and a great group of fellas.”**





## VIII. The 2014 MWA Membership Survey: Summary Part 1 By Mark Debe

Beginning this newsletter and over the next few months we will present a summary of the quantifiable results from the 2014 fall survey sent out by the MWA board. The results of this survey are being used for Association planning and program development. It establishes a baseline for the memberships' demographics, needs and interests, communication preferences, experience level, program interests, outreach perspectives and very important, suggestions for improvements. We had approximately a 50% return, which is very good for this kind of survey, and the board is grateful to the 131 respondents who took the time to complete and return it.

The two-page survey consisted of 27 questions (Q1-Q27) some with sub-parts. 24 were multiple-choice and three, Q16-Q18, were written-response questions. Only the quantifiable responses from the multiple choice questions will be summarized in this and subsequent newsletters. The three written-response questions elicited a total of 347 comments and suggestions. Now that is great feedback, and you may already have noticed changes at the monthly meetings as the board begins to act on the many good suggestions.

The multiple choice questions break down as follows: Q1 – Q5 address demographics; Q6 – Q8 with communication preferences; Q9 – Q13 with experience level; Q19 – Q22 with program interests; and Q23 – Q27 focused on outreach to the club and broader community.

### Major Conclusions of Demographics (Q1-Q5)

- The median length of membership in the MWA of 129 respondents is a little over 3 years, ranging from < 1 to over 22 years (Fig. Q1).
  - The numbers of meetings attended per year by 125 respondents are uniformly distributed from 0 to 12, with a peak at about six (Fig. Q2).
  - The median distance traveled to the monthly meetings is about 22 miles, with a broad distribution of distances ranging from less than 3 to over 90 miles (Fig. Q3).
  - Of 126 respondents, 56% are also AAW members (No Figure)
  - Gender of the 118 respondents who answered is over 92% male (No Figure).
  - 62% of 118 respondents are retired (Fig. Q5(b)).
  - Median age of the 110 respondents is about 66 years, ranging from early 30's to 90 (Fig. Q5(c)).
- Yes, we are a group of old white fellows.

