

MINNESOTA WOODTURNERS ASSOCIATION

in association with the American Association of Woodturners

April 2006

Tops, Boxes and Treenware of the World

The American Association of Woodturners announces an invitational exhibit titled, "Tops, Boxes and Treenware of the World" at its Landmark Center gallery in downtown St. Paul. It opened Friday, January 13th and will run through April 14th, 2006. The exhibit will consist of hundreds of tops, boxes and treenware.

Hundreds of spinning tops ranging from an African seed pod top less than an inch tall to a fiberglass top more than two feet tall will be on display, along with a range of tops from everyday play tops in wood and plastic to exquisitely crafted art tops in exotic woods like cocobolo and ebony.

Treenware is small wooden items used in the home such as: covered boxes, sewing boxes, eggs, needle cases, pin cushions and lace bobbins.

From a tiny gambler's dice kit packed in a miniature 'powder horn' to a many-times repaired Colonial housewife's bread bowl, the treenware in this show speaks of a long gone era.

Gallery hours are listed below and special showings can be arranged by appointment:

Tuesday, Wednesday and Friday - 11:00 a.m. to 4:00 p.m.

Thursday - 11:00 a.m. - 7:00 p.m.

Sunday - 12:00 p.m. to 3:00 p.m.



**Contemporary tops are one of the items on display
at the AAW's current gallery exhibit.**

AAW is a non-profit organization of more than 11,800 members that represent studio and production turners, amateurs, collectors, gallery owners, vendors and those who simply have an interest in the craft. There are also more than 252 local chapters of the AAW throughout the world. The organization publishes a quarterly journal, *American Woodturner*, which is one of the most important resources to anyone concerned with the art and craft of woodturning.

Minnesota Woodturners Ass.

Board Members

President

Jim Zangl
Jim.w.zangl@healthpartners.com
651-645-4696

Vice President

Bruce Thompson
952-442-4610

Program Director

Jim Jacobs
woodmanmn@aol.com
651-437-2302

Secretary

Mike Hunter
mlh55410@aol.com
612-922-1197

Treasurer/Membership

Ron Meilahn
ronmeilahn@usfamily.net
763-862-2100

Newsletter Editor

Jeff Luedloff
jefflued@peoplepc.com
952-496-1177

Librarian

Bob Jensen
1woodworker@earthlink.net
763-572-0525

Web master/Newsletter Mailings

John Haug
jhaug@pmlink.com
763-767-2460

Members-At-Large

George Dupre
gtdupre@centurytel.net
715-448-3002

Steve Luhman
sluhman@isd.net
763-258-5701

Jack Frost
jlfrost@tcinternet.net
651-777-8019

Non Board Member

Hands-On Coordinator

Jim Sannerud
frog@bitstream.net
763-434-2882

President's Corner



Hey Jim you're the new President! "What? I'm the who? Wait! What did you say?"

We want to thank John Haug for becoming our Web Master and to Bruce Thompson and Bob Jensen for volunteering to help him out with ideas to improve our web presence. He will be hard pressed to keep up with all the ideas we have for him. I would also like to thank Dan Rominski for joining on to help Jim Jacobs on the Program committee.

The Northern Woods Exhibit is coming up soon, and we are sponsoring a \$150 cash award for the "Best Turning". I try every year to get to this show and look at some of the flat board stuff as well as the turnings. There are never enough turnings though.

On April 9 we will be demonstrating at the AAW gallery in conjunction with the AAW exhibit titled "Tops, Boxes and Treenware of the World". This will also tie into the ACC show happening at River Place where we will be demonstrating on Saturday. If you have not done a tour as a

demonstrator, give it a try, it is an amazing amount of fun. Don't let the fact that you have only been turning a short time stop you from giving it a try. Everyone watching knows less about what you are doing, than you. And there will be one or two 'wiser' turners with you, if nothing else it can be treated as a personal hands on session.

The surveys turned up a lot of useful thoughts, and the board will be trying to implement as many ideas as we can. As already stated we are already working to improve the web.

Some of the suggestions were for demonstrations on finishing and surface decorations. Alan Lacer will be holding a demo on finishing at Jim Sannerud's place. Do show up for this, and bring a notebook with lots of empty pages and two pens. It was suggested that we do more questions and answers, that these could be done as a forum on the web, that we do it at the meeting and/or we have a column in the newsletter. We certainly will try to do a little more of this at the meetings, so if you have questions bring them to the meetings.

It was also suggested that the price charged to attend a professional demonstration be adjusted to reflect the cost of having the demonstrator at our club. We are attempting to do this. And that demonstra-

(Continued on page 3)

(Continued from page 2)

tions of basic techniques be left to in house demonstrators and the professional skip over the basic sharpening etc. lectures and move on to the stuff that they are known for. We will try to get the demonstrator

to acknowledge this, but sometimes they do have a set routine that they fall into.

Special note, many of you are under the impression that we are paying to use the MCAD auditorium.

MCAD donates its space and lathe

to our group for these demonstrations. In turn MCAD students can attend free of charge and we clean up afterward. Next time you see Dean, say thank you.

Jim Zangl

MWA Treasurer's Report		
2005	2006	2006
Actual	Budget	2 Month Actual
Members 231	Members 232	Members 194
Income \$7,281	Income \$7,000	Income \$5,060
Expenses [\$9,116]	Expenses [\$7,900]	Expenses [\$1,700]
Gain [loss] [\$1,835]	Gain [loss] [\$900]	Gain [loss] \$3,360
cash balance 2/28/06 \$5,300		

TREASURER'S REPORT 2006 HIGHLIGHTS

In January the MWA Board approved our 2006 budget; Total income amounts to \$7,000, including \$5,800 for membership dues, while expenses are targeted at (\$7,900), leaving a net overrun of (\$900). Principal increases in expenses cover \$450 for Craft Supplies gift certificates for three separate turning challenges, and \$1,900 covering various demos to be substantially absorbed by MWA.

Exciting details of all this 'Financial stuff' is always available from your Trusty Treasurer!

Check out the web page!

Member John Haug has taken over the duties as webmaster, and has already started to make some changes. More changes are planned so check back often. If you have anything to add to the web site or something you'd like to see contact: John Haug at jhaug@pclink.com or 763-767-2460



**New
Member**

Please welcome our

Dave Stoppel
Daniel Scholz
Lance Beasley
Doug Lindquist
John Tartaglia
Tom Montain
Stephen Mages
Ron Hitzeman
Jesse Crane
Jane Hilary

St Paul, MN
Woodbury, MN
Roseville, MN
Andover, MN
Mpls, MN
Falcon Hgts, MN
Minnetoka, MN
Chaska, MN
Woodbury, MN
Brooklyn Park, MN

Library

There have been some new additions to the library and some you might have missed. Check out the library at our next meeting. For a complete list of all videos in the library check out "library" on the website: www.mnwoodturners.com

How many wood chucks.....

By Carole Magnuson

Our February meeting with Steve Tiedman and Jim Jacobs discussed a variety of chucking methods. It seems to be the second question that turners have. First, of course, is what to make...out of wood. The second is "how on earth am I going to keep it on the lathe to accomplish the purpose?" Steve and Jim certainly gave us many great ideas and a lot of safety tips.

They started at the beginning, discussing the advantages of one spur drive over another. A Cup Center drive for example encourages safety because it can't drive itself in, forcing tool control.

Face plates were discussed at length. Two points were made. First, sheet rock screws are not acceptable fasteners. #14 sheet metal screws is the way to go. Also, the more screw holes in the face plate the better.

There were tips on using waste



One of the chucking methods shown by Jim Jacobs used to turn the underside of a lid, involved using "clips" usually used to hold panes of glass in cabinets.



Jim Jacobs and Steve Tiedman hosts of the February meeting, "chucking".

blocks. Have you thought of gluing a piece of a paper grocery bag between your turning wood and the waste block? It facilitates release when the time is right. Super glue can be used, but part it 1/8th inch off to avoid fumes.

A Jacobs chuck was presented. It is used for drilling, or using Forstner bits. Remember that for oil lamps or candle sticks.

There were many specialty jam chucks presented. They are the perfect things for small items or cups into which an element can be placed for fine turnings. Oval PVC end caps can be used, padded and sculptured waste blocks can be used (remember the old worn out mouse pads for source material), and of course, vacuum chucking was presented.

The demonstration on 4-Jaw chucks was interesting. There was discus-

sion about the two major types of 4-jaw chucks, the standard One Way serrated jaws and the Vicmarc Dovetail jaws. One is really not better than the other. There are some standard tips for using these jaws. First, they are excellent to use when turning end grain, but be sure that the tenon is long. Also, you don't want the wood placed in the jaw to hit the bottom of the jaw. The strongest comment was that the tenon size has to be appropriate to the jaws since the jaws have to grab as much wood as possible. The larger the jaw is made the less of a circle it is, holding less and less of the tenon. Stability and safety should be carefully pointed out.

There were lots of ideas from which to choose. What was pointed too, was that the ideas did not involve purchasing fancy expensive chucks. Scraps and imagination made things happen. It was a very informative evening.

Turners Paradise! Upcoming Event at Rocklers

I would like to invite you and your club members to our **Turners Paradise** event under the big top on May 20th and 21st at **Rockler Woodworking in Minnetonka**. We have so many things going on that weekend that I hope I don't leave anything out.

First of all, World Famous Turner **Betty Scarpino** will be here on Sat doing demos all day. Then Sunday she will be teaching a class. (Class will be limited to 10 students who must register in advance by calling Tom at (952) 542-0111.) The number of students will be limited but you are free to watch.

Second, World Famous Turner **Alan Lacer** will be here on Sat only doing demos. He will also be free to autograph his videos and tools, which will all, be on sale.

The **US Marines** will have representatives here on Sat to help us promote our **Freedom Pen turning event**. This is where you can turn a pen then donate it to our troops serving overseas. There is no cost to you, just your time and creativity. We will be also collecting used sporting goods that will be sent to the troops as well. You can't believe how much that they appreciate the items that you donate. Fed Ex is helping sponsor the shipping, but cash donations are also welcome to help offset the costs.

We are also collecting tools for **Habitat for Humanity**. The list of items that they need are on our website, but pretty much anything that can be used to build a home is in demand.

We will be having a sale on all **Delta power tools** and will be featuring the Midi lathe with a special package price. Priced too low to advertise.

We will be having a truckload sale of turning blocks brought in especially for this event! The prices on all of our turning tools, accessories and books will be on sale too!

Now the good part! We want **you** to bring your turned pieces for our turning show / contest. We will be having some great prizes in a variety of divisions including a Delta Midi Lathe and custom handmade turning tools. So bring your art so we can all see what you have been up to.

The event will be from 9:30 am till 3:00 pm Sat and 10:00 am till 3:00 pm Sunday. It is all free! Just come on down and meet and network with other turners and have some fun with us. Guilds and clubs are encouraged to bring literature and banners to recruit new members. Tell a friend and come join us **May 20th and 21st** only at:

**Rockler Woodworking
12995 Ridgedale Dr
Minnetonka, Mn 55305
(952) 542 -0111**

Egg Turning

By Roger Ronsen

With Easter coming soon, we again were given a demonstration for turning eggs. The March club meeting was just that, an egg turning demonstration given by Dan Rominski. When Jim Jacobs asked Dan to demonstrate he began turning eggs and brought a large assortment with him, as well as some hollow vessels that were also the shape of eggs.


Dan set up putting a square blank between centers and turned it round with a roughing gouge. His next choice of tools was a large Alan Lacer skew. After turning the blank round he turned a spigot which fit the Talon chuck using a shear cut with the skew. Dan cut the spigot with a shoulder that was short of the depth of the jaws on the chuck. After remounting the blank in the chuck Dan brought up the tailstock for a more positive hold and began his assault on the egg.



Dan Rominski Starts an egg demo with square blocks.

The first step was to begin the process of turning round the end of the blank. Once that was started he pulled back the tailstock and continued to turn the end of the blank. In the past Jim Jacobs demonstrated egg turning and his use of a template to form the shape. Dan's approach was to hold an egg within

his sight line and the turning to see the silhouette of an egg over his turning. This provided the exact shape he wanted. As the first end of the egg began to take shape Dan would stop and check the form. When satisfied the shape was good he turned the blank diameter to the size he had at the end and marked the blank to the length he wanted. He then began to turn the smaller end round beginning to form the shape. He began this phase with the large skew and then switched to a small Alan Lacer skew to finalize his egg. Before parting off the egg he applied several sandpaper grits to get a smooth texture and then applied a finish of shellac and mineral oil. Then parted off the egg and finish sanding the parted end and applied the finish to that end. The next step for us is an egg challenge. With all the understanding of turning an egg as shown by Dan there should be many eggs brought to the May meeting for a challenge. See you there.



The egg shape starting to be formed with an Alan Lacer skew.

AAW Gallery at Landmark Center Family Play Days

April 9th
noon to 3pm

Watch spinning tops being made on a lathe, learn top-spinning techniques, try your hand at snurre (a top game played since Viking times) or attempt to ace the Top Trivia Test during the AAW Family Play Days in April at Landmark Center! AAW Family Play Days are being held in conjunction with the [World of Tops exhibit](#) currently

on display at the AAW Gallery in Landmark Center. The exhibit includes vintage, antique, and contemporary tops from around the world, including a top tinier than a pea and a shiny red behemoth more than two feet tall.

"Just wanted to let you know what fun we had on Sunday, March 12 at the AAW gallery. There was a demonstration at the gallery on Sunday afternoon in conjunction with our Tops and Treenware exhibit. Almost 300 people watched the demonstration and came through the gallery. We had several areas where kids could play with many different kinds of tops and watch tops being made. Tib had

contacted a local top spinning champion and this 16-year old high school student gave demonstrations both on first and second floors. We have a turned Norwegian top game called Snurre which is quite popular with kids and adults. It was great fun for young and old. We heard many stories about tops that people played with as kids. The two Viking era lathes were also a big hit. Our next demonstration will be by the local chapter members for the ACC show at RiverCentre on April 8th." Mary Lacer, AAW Managing Director

Egg Challenge

It's time for the egg challenge! Dan Rominski treated us to an egg demo in March. Now it's your turn to try it. This year we have raised the awards. 1st place receives a \$75.00 Craft Supplies gift certificate, 2nd place \$50.00 gift certificates and 3rd place a \$25.00 certificate. Be creative! Bring your egg to the Alan Lacer finishing demo at Jim Sannerud's on May 6th. Members will vote for the top 3.



2005 EGG CHALLENGE: Candlesticks made from Lilac and other contrasting woods by Erwin Nistler. A bowl full of eggs of differing woods by Marty Loso and an egg shaped wood pot turned and decorated by Linda Ferber.



Maple Bowl by Dan Rominski was featured on the AAW web sites home page as the photo of the day

Special Thanks !!

Special thanks to Bob Jones for helping proof read and offering suggestions with the newsletters.

Tool Making Meeting June 10, 2006

By Duane Gemelke

Back by popular demand, the club will be hosting a tool making session on June 10. The session will be held at John Magnussen's beginning at 9:00 am. We plan to take orders and send out for pizza for lunch. We do not intend to include a tool sale/swap this year.

This is a session where the club will provide materials and equipment for you to make a variety of tools during the session for your own use. The intended tools include: Straight and 45 degree tip medium depth hollowing tools, a reversible-tip tool, a chattering tool, flute-less gouge and tool steel shafts to grind into a variety of shapes, including: round skew, cove tool, tri-point tool, scrapers, and captive-ring tools. We are upgrading the shaft steel quality this year to O1 drill rod for the hollowing tools, reversible tip tool, and chattering tool, and to M2 High Speed Steel for the balance of the tool shafts. We will be asking for a donation to the club of approx. \$5.00 per tool to off set expenses.

Materials will be provided for the tools, ferrules, and tool handles. If you would like your tool handles to be of a specific material, please bring this wood with you. The handle blanks for the hollowing tools should be about 1.5" square by 11" long. The balance of the tool handles can be 6" long to 8" long by 1.5" square.

We would like you to bring the following materials, if you have them: Eye protection, spindle turning



Some of the tools that will be available for you
To make at this years tool session.

tools for making your tool handles, vise grips, a Dremel-style tool and extension cord, cone-live tail stock center with #2 Morris taper, sand paper, and hand files.

Please bring, also, any of your turning tools for which you would like advice and/or assistance in sharpening.

If you are available to make and donate a tool for the club tool box, for use during the various small-group hands-on sessions, we would ask that you consider doing so.

John Magnussen
118 Jansen Ave SE
Buffalo, MN

Directions:

Driving west on 694 to 694/94 split, take 94 west.

Take 2nd exit (Cty Rd 30 is the same as 95th Ave N). Go West over freeway to 3rd stop light. This is a little tricky, stay in right lane.

Watch for Cty Rd 30 sign, go West past Hwy 101 and Cty Rd 116 to a "T" in road—which is Cty Rd 19. Turn right onto Cty Rd 19, drive about 4 miles. Turn left, drive about 3 miles and cross over river. Turn left immediately onto Cty Rd 20. You'll go over the river and continue 1 mile. John's house is on the left. John will have signs at the river and house.

Or take 55 West from 494 about 15 Miles to Rockford, turn right immediately over bridge (Cty Rd 20), go 5.6 miles to yellow building with brown trim, on right side, watch for sign.



Parade of shops

The Parade of shops has begun. We already have several members willing to open their shops and show fellow members what they do. These will be informal and not involve demonstrations. Watch the newsletter for times and locations.

Jack Frost

Saturday May 20th 2:00—4:00

I was thinking about having more of an open house for people to come in and see what I have in my shop. I would be available to anyone who wants to stop by. I'm in Maplewood by the Mall. 2324 Maple Lane 651-777-8019.
No need to call ahead just drop by.

Bob Jensen

Saturday April 22 8:00 - 10:00

Open shop. 140 Rickard Rd NE, Fridley. (763) 572-0525

Steve Tiedman

Saturday April 22nd 10:30 - 12:30

Setting up a Woodturning Shop for New Turners

On Saturday April 22, from 10:30 to 12:30, I will open my Columbia Heights shop, the theme will be "Setting up a Woodturning Shop for New Turners". This event is meant for those new to turning and are early in the process of setting up a dedicated turning shop. Topics will include- tools, equipment, and shop layout. My shop has been set up in three different small spaces over the past 10 years and I'll have lots of good experience and advice to offer. Bring your questions and ideas to discuss and I'll help you get started the right way. Due to the small size of my current shop, I will limit the attendance to the first 4 people to contact me. Call me at home to reserve your spot, 763-789-4505. (Depending on turn-out, I may consider having another session in the future.)

Professional turner Bill Grumbine to demo at Coulee Region Woodturners of LaCrosse

Professional turner Bill Grumbine is coming to the Coulee Region Woodturners of LaCrosse, WI Saturday and Sunday, April 22nd and 23rd. CRW is extending an invitation to members of area clubs to attend this demonstration. The fee is \$60 for the weekend if paid prior to April 1st. April 1st to the date of the demo, the fee goes up to \$75. That covers the demo, lunch and snacks for both days. The fee is the same whether you attend the whole weekend or a portion thereof. Anyone who is interested should get in touch with Pam Reilly at gp.reilly@att.net and she'll provide info on where to send a check and directions to the demo. Bill will be doing everything about bowls - log to bowl, coring, etc. If it's about bowls, he'll do it. We hope to have a syllabus available at some point so people can see exactly what he'll be covering when, in the event that they can't make the whole weekend. If you haven't seen Bill's work, here are links to his websites:

www.wonderfulwood.com

www.enter.net/~ultradad

Alan Lacer's Finishing Demo

May 6th
Saturday—9.00-4.00

Alan Lacer will demo wood finishing. Alan is a nationally recognized turner and is currently producing a book/video on wood finishing. This will be a FREE professional demo.

In this class Alan will cover the following topics:
Classifying and clarifying the types of finishes used by woodturners

Guidelines for choosing a finish

Methods of applying finishes (he will cover spraying, on the lathe applications, dipping and even vacuuming finishing)

Pros and cons of different finishes

Blending or making your own finishes (when appropriate)

Please bring your finishing problems (real pieces) or your questions and a notebook to take notes--there will be a lot of information presented in this one-day session.

Please bring your finishing problems and your turned eggs for the egg challenge (Win a prize!)

Demonstration will be at Jim Sannerud's shop.

Directions to Jim Sannerud's in Ham Lake

From the South:

Get on Hwy 65 headed North through Blaine. As you enter Ham Lake, watch for Glen Cary Lutheran Church on your left hand side. At the next traffic light after Glen Cary, you will take a Left on Constance Blvd. Landmarks to watch for at the intersection include an SA and the Red Ox Cafe. Go 1/4 mile West on Constance and take a Right on Buchanan Street. We are the first house on your right, turn right at the mailbox with the "Farm Fresh Eggs" sign.

From the North:

Head South on Hwy 65 through East Bethel, past Soderquists Market. At the next intersection by the Red Ox Cafe, take a Right on Constance Blvd. Go 1/4 mile West on Constance and take a Right on Buchanan Street. We are the first house on your right, turn right at the mailbox with the "Farm Fresh Eggs" sign.

Call us at 763.434.2882 or 763.434.8557 if you need further directions or get lost along the way.
See you Saturday!

Jim Sannerud

MWA Small Groups Coordinator



Pam Reilly

September Demo

September 9th
Saturday—9.00-4.00

Pam began turning about 4 ½ years ago and now turns full-time out of her shop in Elgin, MN. She is a member of the AAW, and belongs to the Coulee Region Woodturners of LaCrosse, WI. Pam has demonstrated several times in MN as well as in Canada. She has been featured on the Woodturners Resource website, in *Woodturning Design Magazine*, and *Couleur Bois*, a French woodworking publication. She also wrote a box article that was published in the summer 2005 issue of *Woodturning Design*. Pam's most recent accomplishment was receiving a Jurors' Award for her mosaic hollow form at the Contemporary American Woodturning exhibit at the Rochester Art Center in Rochester, MN.

Pam will spend Saturday morning demonstrating her box-making techniques. She will show how to achieve a nearly seamless grain match, hide the joint between the lid and base, and get a nice, tight friction fit of the lid. She will also turn a finial, showing how this can be done with standard tools – no pen turning tools or mini tools are needed for these small finials.

Saturday afternoon will be dedicated to Pam's mosaic motif surface enhancement. Form will be discussed and easy to make homemade jigs will be used. She'll show how she selects/creates the patterns, and then how they are applied using pyrography. Texture is added using a high-speed turbine air powered carver. Finally, color is applied and various finishes will be discussed.

To see examples of Pam's work, check out her website at <http://turnedoutfantastic.home.att.net> and look at the boxes pages and vases page for the mosaic pieces.

Demonstration will be at Jim Sannerud's shop.

Directions to Jim Sannerud's in Ham Lake

From the South:

Get on Hwy 65 headed North through Blaine. As you enter Ham Lake, watch for Glen Cary Lutheran Church on your left hand side. At the next traffic light after Glen Cary, you will take a Left on Constance Blvd. Landmarks to watch for at the intersection include an SA and the Red Ox Cafe. Go 1/4 mile West on Constance and take a Right on Buchanan Street. We are the first house on your right, turn right at the mailbox with the "Farm Fresh Eggs" sign.

From the North:

Head South on Hwy 65 through East Bethel, past Soderquists Market. At the next intersection by the Red Ox Cafe, take a Right on Constance Blvd. Go 1/4 mile West on Constance and take a Right on Buchanan Street. We are the first house on your right, turn right at the mailbox with the "Farm Fresh Eggs" sign.

Call us at 763.434.2882 or 763.434.8557 if you need further directions or get lost along the way.
See you Saturday!

Jim Sannerud
MWA Small Groups Coordinator

Professional turner Russ Fairfield To demo for the MWA October 15th and 16th

Russ Fairfield
Woodturner Resume

Russ Fairfield credits a hurricane as the reason for his devotion to woodturning. For many years, Russ had made replica tall clocks as a hobby and part-time job. The wood lathe was always a part of his home-shop for making finials and other parts for these clocks, pianos, and furniture; but he had never turned a bowl and had never heard of a hollow form. All of that changed when Russ had a chance meeting with Melvin Lindquist and John Read over a giant Magnolia tree that had fallen in Tallahassee, Florida in Hurricane Elena in 1985. They awakened him to the possibilities of the “Art” of turned wood. He bought a General 260 lathe, added riser blocks, and got seriously into woodturning. He hasn’t stopped since.

After working as an engineer in the pulp and paper industry in the south-eastern US, and living in Tallahassee, FL for 23 years, Russ moved back to Washington State in 1999. In early 2002, he and his wife, Gerry, moved to Post Falls, Idaho, where he has a new shop with enough space to continue collecting tools and turning wood for a lot of years.

The past three years have been busy for Russ with demonstrations for club meetings and regional symposiums in Washington, Oregon, British Columbia, New York, Kentucky, Tennessee, North Carolina, Georgia, Alabama, Florida, and Nevada. He has published feature articles on the techniques of turning and finishing in the *American Woodturner*, and other domestic and foreign magazines. He has made video presentations on pen turning and finishing turned wood. Russ is an active participant in the online woodturning site, Wood Central (<http://www.woodcentral.com>), where many of his articles have been archived as “Russ’s Corner”. If you

want to know more, visit his website at: <http://www.woodturner-russ.com>.

Russ’s response to the question, “Why spindle turning?” is:

“We always think of spindle turning as being beads and coves on table legs and chair parts. While these things might be the basic forms of the spindle, this art form is really about anything the can be turned between two centers – pen, weed-pot, candle sticks, goblets, walking canes, Christmas ornaments, or the delicate finials on a lidded box. Along the way, spindle turning teaches us how wood is cut; and that makes all other forms easier to turn.



MWA Wood Sealer Program

The MWA is currently buying sealer in 55 gallon drums, enabling us to sell to our members at a fantastic price of only \$8 per gallon. Our club could use a few clean, empty gallon jugs, such as windshield washer fluid for bottling; bring some to our monthly meetings. This super bargain sealer is available at our monthly meetings, or contact the following for other special arrangements:

Bob Jensen— Fridley 763-572-0525
 Jim Blare-Lakeville 952-469-3687
 Ron Meilahn-Andover 763-862-2100
 Bruce Arones 651-433-5364

Club Craft Supplies Order Saves MWA Members \$\$

The Club's April 2006 purchase saved participating members 13% off their individual Craft Supplies order.

	<u>Oct. '05</u>	<u>April '06</u>
# of participating members	18	28
Catalog price	\$3,812	\$5,537
Discounted cost	<u>\$3,036</u>	<u>\$4,817</u>
Total discount	\$776	\$720

Member helpline????

Do you have a woodturning question?
 Need help finding woodturning advice?
 Well, these members can help you!
 Contact for your woodturning related questions today!

Bob Jensen - 1woodworker@earthlink.net
 (763) 572-0525
 George Dupre—gtdupre@centurytel.net
 (715) 448-3002
 Jim Jacobs—woodmanmn@aol.com
 (651) 437-2302
 Jim Zangl - Jim.w.zangl@healthpartners.com
 (651) 645-4696
 Bruce Arones-barones@frontiernet.net
 (651) 433-5364

SUPPLIER DISCOUNTS to MWA MEMBERS

The following suppliers offer special discounts to MWA members. To receive a discount you must be a member in good standing, and show your current membership card to the merchant.

ABRASIVE RESOURCE

900 Lund Blvd #400, Anoka, MN
 763-586-9595 or 1-800-814-7358
 No showroom - Internet or catalog orders only.
 Sandpaper, coated abrasives, rolls, clearance items - 20% discount
www.abrasiveresource.com

ELMO LUMBER & PLYWOOD

3481 Laverne Ave N, Lake Elmo
 651-777-1431
 10% discount on all stock items.

ROCKLER WOODWORKING

Mpls, 3025 Lyndale Ave S 612-822-3338
 Burnsville, 2020 W Cty Rd 42, 952-892-7999
 Maplewood, 1935 Beam Ave
 651-773-5285
 Minnetonka, 12995 Ridgedale Dr
 952-542-0111
 10% discount on all regularly priced items, except power tools.
 Wholesale lumber prices to MWA members.
www.rockler.com

WOODCRAFT

9125 Lyndale Ave S, Bloomington
 952-884-3634
 10% discount on all items, except power tools.
www.woodcraft.com

YOUNGBLOOD LUMBER CO.

1335 Central AVE, MPLS.
 612-789-3521
 Wholesale prices to MWA members.
www.youngbloodlumber.com

Mark these dates on your Calendar

Activities you don't want to miss!

April 2006

Sun	Mon	Tue	Wed	Thu	Fri	Sat
						1
2	3	4	5	6	7	8
9	10	11	12	13	14	15
16	17	18	19	20	21	22
23/30	24	25	26	27	28	29

May 2006

Sun	Mon	Tue	Wed	Thu	Fri	Sat
	1	2	3	4	5	6
7	8	9	10	11	12	13
14	15	16	17	18	19	20
21	22	23	24	25	26	27
28	29	30	31			

June 2006

Sun	Mon	Tue	Wed	Thu	Fri	Sat
				1	2	3
4	5	6	7	8	9	10
11	12	13	14	15	16	17
18	19	20	21	22	23	24
25	26	27	28	29	30	

July 2006

Sun	Mon	Tue	Wed	Thu	Fri	Sat
						1
2	3	4	5	6	7	8
9	10	11	12	13	14	15
16	17	18	19	20	21	22
23/30	24/31	25	26	27	28	29

August 2006

Sun	Mon	Tue	Wed	Thu	Fri	Sat
		1	2	3	4	5
6	7	8	9	10	11	12
13	14	15	16	17	18	19
20	21	22	23	24	25	26
27	28	29	30	31		

September 2006

Sun	Mon	Tue	Wed	Thu	Fri	Sat
					1	2
3	4	5	6	7	8	9
10	11	12	13	14	15	16
17	18	19	20	21	22	23
24	25	26	27	28	29	30

April

11th Tuesday—6:30—9:00

MWA member Brad Hubert will demonstrate his version of making lidded boxes. He has turned over 400 of these!

Location will be at Gary Novak's. See map and address on next page

May

4th Thursday—Board meeting, 6:30-9:00 at Bob Jensen's.

6th Saturday—9.00-4.00

Alan Lacer will demo wood finishing. Alan is a nationally recognized turner and is currently producing a book/video on wood finishing. This will be a FREE professional demo. Bring a chair, pack a lunch or order pizza. Don't forget your eggs!

Location will be at Jim Sannerud's shop in Ham Lake.

20th and 21st Saturday and Sunday—Rocklers Turners Paradise.

See page 5 for full details.

June

10th Saturday—9.00-4.00

Tool making returns! This has been a very popular session. See page 8 for more detailed information.

Location will be at John Magnusson's in Buffalo.

July

11th Tuesday— Douglas-Baker Gallery.

The presentation by Doug Koons, gallery owner, will include such topics as what constitutes gallery-quality turnings, how to price your work, and how and when to approach a gallery owner. The Douglas-Baker Gallery represents such well known turners as John Jordan, Stony Lamar, Craig Lossing, Betty Scarpino, Andi Wolfe, and Cindy Drozda. Doug will be able to illustrate his discussion with turnings displayed in the gallery.

August

20th Sunday—10:00 a.m.-3:00p.m. Annual family picnic in Hastings; pot luck; sweet corn; beautiful park overlooking Mississippi river; hiking trails; playground.

September

7th Thursday—Board meeting, 6:30-9:00 at Bob Jensen's.

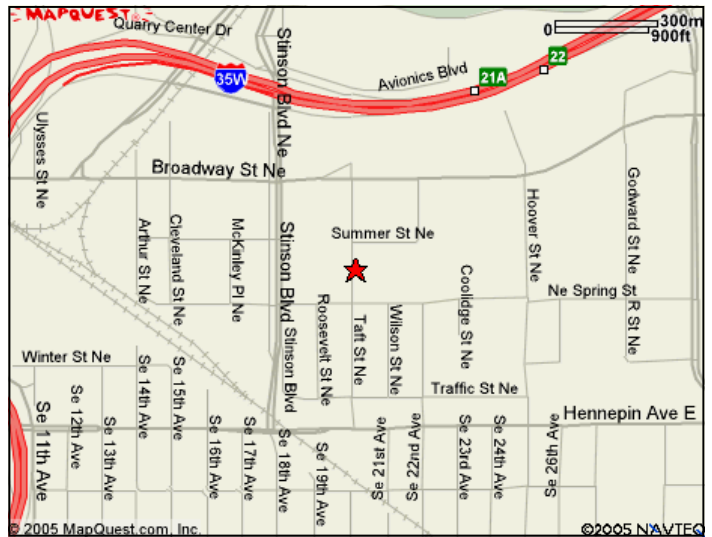
9th Saturday—9:00-4:00 Pam Reilly will be doing a one day demo.

Location will be at Jim Sannerud's shop in Ham Lake.

**Directions to:
Gary Novak's**
Industrial Electric Co.
660 Taft St. Mpls.
1/2 block south on Taft off
Broadway St.

Watch for MWA signs.
See map on right

***Reminder-**Member meetings officially start at 7:00 pm. Space will be open at 6:30 for setup and socializing.



Classifieds

Wooded Acres Specialty Products

Burls, Curly Wood, Spalted, Crotch Wood, Blocks, Blanks, Rounds, Half Rounds, and Specialty Orders.

Hinckley, MN (320) 384-7761 evenings

Or: woodedacres@ecenet.com

For Sale

Older 20 Delta bandsaw, \$1500.

Alan Lacer, 715-426-9451

Sharpening Turning Tools

One-on-one class where you will gain the skills and confidence to shape and sharpen your tools for maximum tool control and cutting performance. I've taught this class for several years to many satisfied turners, both novice and experienced. Utilizing the Oneway Wolverine jig system to get your tools into top condition. You cannot be a successful woodturner without mastering tool sharpening, this class will be highly beneficial to your success. Evening and weekend class times. \$45.00. Call or e-mail Steve Tiedman, 763-789-4505 or stiedman@mninter.net

Free member advertising Free turning-related ads for members.
Commercial advertising \$4.00/Issue per column inch. To place ad, contact Jeff Luedloff
(jefflued@peoplepc.com) or (952) 496-1177

Ads will run for one issue unless you call to extend your ad for additional issues.

Northern Woods Exhibition 2006

The Northern Woods Exhibition is an annual woodworking show and friendly competition sponsored by the Minnesota Woodworkers Guild. The show provides an opportunity for Guild members (and non-guild members) to present and discuss the best in high quality woodworking design and construction with fellow woodworkers and the general public. The pieces on display are more than furniture. They are works of art.


The twenty-third annual Northern Woods Exhibition will be held at

Southdale Center in Edina, Minnesota, from **April 27 to April 30, 2006.**

Cash prizes and gift certificates will be awarded in approximately fourteen categories with the Minnesota Woodturners Association sponsoring the best turning prize of \$150.00.



**2005 Northern Woods turning winner,
sponsored by the Minnesota Woodturners
Association.**



Minnesota Woodturners Association
13968 Alder Street NW
Andover, MN 55304
www.mnwoodturners.com

First-Class Mail