



Minnesota WoodTurners Association

A LOCAL CHAPTER OF THE AMERICAN ASSOCIATION OF WOODTURNERS

AAW | AMERICAN ASSOCIATION
OF WOODTURNERS

Volume 2022 April



*Jason Breach
Pagoda Box*



In This Issue

Minnesota Woodturners Association

BOARD MEMBERS

Officers

PRESIDENT

Lee Luebke

VICE PRESIDENT AND AAW REPRESENTATIVE & DEMONSTRATIONS

Linda Ferber

TREASURER

Mark Debe

RECORDING SECRETARY

Rosanne Gold

Directors

Dan Ernst

Dick Hicks

Neil Robinette

Reid Zimmerman **501c3 Coordinator**

MEMBERSHIP DIRECTOR

Ken Crea

TECHNICAL SUPPORT

Janese Evans

Dick Hicks

Dan Larson

Lee Luebke

VICE PRESIDENT AND LIBRARY

Janese Evans

OTHER STAFF SUPPORT

Bob Meyer, Janese Evans - Group Purchasing

Dan Larson - Class Coordinator


Mike Hunter – Professional Demonstrations

Paul Laes – Sales at Meetings

Mike Rohrer - Newsletter

Beads of Courage	p. 3
MWA Demo	
Jason Breach	p. 7
Gordon Fay	p. 17
Instant Gallery	p. 19
Ask A Turner	p. 28
Spike's Keg of Nails	p. 29
Member Challenge	p. 31
Area Group Meetings	p. 45
What's On My Lathe?	p. 49
Bulletin Board	p. 51
New Members	p. 60
Lathe Contact	p. 61
Member Help Line	p. 63
Editor's Notes	p. 65





Don Schlais



These boxes are made from alder, cherry and purpleheart, three with colored epoxy inserts






Lorraine Helferich



We need folks to make “Bags of Courage”.
Contact Jay Schulz for directions on
making the bag and get the Beads of
Courage labels to sew on to the bags.
jfschulz@comcast.net



Cec Rohrer




WE CONTINUE TO NEED MWA MEMBERS TO MAKE BoC BOXES AND MEMBERS AND THEIR FAMILIES TO MAKE BAGS OF COURAGE. CONTACT ME AT JFSCHULZ@COMCAST.NET FOR DIRECTIONS, BEADS FOR THE BOXES AND LABELS FOR THE BAGS.

We need someone who would be able to make some kits for other MWA members to make Beads of Courage boxes. Please contact me.

THANKS SO MUCH TO ALL THE TURNERS AND ARTISTS WHO HAVE GIVEN THEIR TIME AND EFFORT TO CREATE BEAUTIFUL BEADS OF COURAGE BOXES AND BAGS FOR THE KIDS.

Jay Schulz, Director MWA Beads of Courage Program

Our Grandchildren Won't Understand These





MWA April Demo

Jason Breach **PAGODA BOX**



Linda Ferber introduces Jason Breach, broadcasting
from England for the April Demonstration



He likes the sharp distinction with
the sapwood



Jason did an excellent and very efficient demonstration
from start to finish of a complicated project

MWA April Demo (cont'd)

Jason Breach

Jason started with a 5" square block, dividing the block into 2/5 for the top and 3/5 for the base. For mounting he turned a tenon on one end and a hidden/enclosed tenon on the other end.



He has found this drive and live center to be his favorites for this project



Jason prepares the blank with a tenon for the lid end and a recessed tenon for the base portion



The lid will be formed from the top 2/5 of the block




Jason's technique for holding the tool rest during the block prep



MWA April Demo (cont'd)

Jason Breach



Cutting the tenon is easier with this approach



Cutting the depth hole with a gouge



Smoothing the inside of the lid



Jason has a special multi-bevel grind for his negative rake scraper



Forming a straight recess in the lid



Jason's technique for steadying his hand while sanding. He sands with 150, 240 and 400 grit





Working on the
wings of the top



Shaping the base



MWA April Demo (cont'd)

Jason Breach



Using a small beading tool



Planning the top



Shaping the top



Small beading on finial



MWA April Demo (cont'd)


Jason Breach



Beaded finial



Hollowing bottom



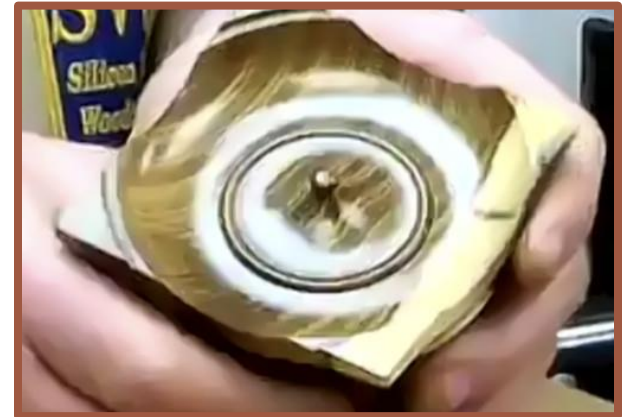
Bottom of base



Putting notches in feet



Finishing bottom



This is the finished base



Today's demo pagoda box. We thank Jason for an excellent demonstration. He is a very well- organized demonstrator with no down time or miscues during the demonstration and very clear explanations of the steps and techniques.



Jason is posting his demo for anyone in the club who missed it or wants to see it again

**THIS DEMO WILL BE POSTED FOR ONLY 30 DAYS!
POSTING WILL END MAY 9TH 2022**

LINK TO DEMO: [HTTPS://YOUTU.BE/EUTPQJ9TWPE](https://youtu.be/EUTPQJ9TWPE)



MWA April Demo (cont'd)

Monthly MWA Meetings

FOR NOW, WE WILL CONTINUE DOING ZOOM DEMO MEETINGS.
MOST MEETINGS ARE SCHEDULED FOR THE FIRST SATURDAY OF THE MONTH
AND WILL START AT 9:00 am


**May's Demo will be John Beaver,
Saturday, May7, 9:00 am**

An email will be sent to all members with the log-on code for the Zoom
The following months' demos will be:

June – Carl Jacobson
July – Jason Clark



Chickens & Eggs



**WHY DO EGGS COME
IN FLIMSY STYROFOAM
CARTONS AND
BATTERIES COME IN A
PACKAGE ONLY A
CHAINSAW CAN OPEN?**



Gordon Fay
June 6, 1924 –
March 31, 2022

The members and officers of the Minnesota Woodturners Association offer their sincere condolences to the family of Gordon Fay.

Gordy was born in and grew up in La Crescent, Minnesota, across the river from La Crosse, Wisconsin. During WWII he enlisted in the U.S. Navy and became a fighter pilot. Gordy returned to work on county and state roadbuilding projects while completing his engineering education and degree. During their more than 73 years of marriage, Gordon and Pearl lived in various towns in Minnesota. Gordy was Winona County Engineer from 1954 until 1968 when he became the Minnesota State Aid Engineer. Gordy retired from MnDOT in 1990.

Gordy took advantage of adult education classes at Anoka-Ramsey Community College to learn bronze casting, ceramics, glass blowing, jewelry making, and stained glass. Those classes led to antler and stone carving, crafting some beautiful and functional furniture, and finally to decades of wood turning. Pearl and Gordy were avid downhill skiers.

Gordon joined the MWA in 2010 and in 2018 formed the Lake Johanna Sub-Group.

Continued on next page





Gordon's bronze casting sculptures
and some of his bowls



Instant Gallery

Gary Egbert



Maple

This walnut garden dibble is now in the hands of my Master Gardner neighbor



Instant Gallery

John Campbell



Pecan finished with homemade wipe-on poly. These candlesticks have three off-center axes at 120 degrees, offset 60 degrees. One has a right hand twist the other is left hand. They are about 10 inches tall.



Off center turning with three axes. The end with the ferule is round. Mesquite finished with beeswax and mineral oil.



Instant Gallery

Greg Just



Peppermills



Mug that was engraved by Jay Schulz. After the laser demo last month, I went to Jay's shop and got a great demo.



Instant Gallery

Greg Just

Segmented knitting bowls



Instant Gallery

Mike Rohrer



Spalted maple 8" x 3. lacquer

5 small bowls



maple – spalted maple
walnut. – maple - locust

Instant Gallery

Mike Hunter



Monkeypod 4 ¼ x 4 ½. This piece was named a
Turning of the Day
on the World of Woodturners website.



Instant Gallery

Joe Zwirn



A break from the lathe. 7" x 9" x 4"



Instant Gallery



“Drop vases”, ash, butcher block finish, tallest is 12”. The $\frac{1}{2}$ ” diam hole goes in 4” or so. They are intended for dry flowers/weeds or candles.

Todd Williams



Red oak with lots of lacquer coats to give the glossy finish. This vase has a plastic vial insert, $5 \frac{1}{2}$ ” x $1 \frac{3}{8}$ ” diameter, for use with fresh flowers or dry flowers/weeds.

Old Time Rock & Roll



All I'm saying is,
at any point during
that ride through the
desert he could have
given the horse a name.



Thanks to Fred Schmoll



Ask A Turner

I was watching a show on TV the other night and the host was interviewing a banjo player who said the banjo was invented in the US in the 1800s. It got me thinking of a question I've had for a long time: why is the part of our lathe that holds the tool rest called the "banjo"?

Music Loving Woodturner

They were going to call it a guitar, but it wasn't big enough.

Warren Gerber

Let's ask the Google:

What is a lathe tool rest base?

Long ago the tool rest base on a lathe was a much simpler tool - basically a big flat piece of steel roughly in the shape of a banjo. That name caught on and is still used now to describe the tool rest base.

Mike Hunter



Spike's Keg of Nails and 'Nowledge

Lee Tourtelotte lent me a book he knew I'd love, "A Splintered History of Wood." I thoroughly enjoyed it. The book was selected as an NPR "Best Book of the Year for Gift Giving" and became Amazon's #1 "Mover and Shaker." I contacted the author, Spike Carlsen, for permission to periodically publish small quotes or tidbits from his book, and he graciously agreed. I will be putting various quotes from his "Splintered History" in future newsletters.

Spike, who lives in Stillwater, MN, has been writing about the world around us for the past 25 years. He has written numerous other books on self-sufficiency and woodworking. His latest book, "A Walk Around the Block: Stoplight Secrets, Mischievous Squirrels, Manhole Mysteries & Other Stuff you see Every day (but know nothing about)," was recently released by Harper One.

He is former Executive Editor of Family Handyman magazine, and his "checkered past" (Spike's description) includes working as a carpenter for 15 years, teaching elementary school in Denver, and working at a secondary school in Tanzania.

The adage, "Man has no older or deeper debt than that which he owes to trees and their wood" has a truthful ring to it.

One characteristic that makes wood unique is that even a single piece of wood is variable unto itself. Depending on which way you place it in the vise – or drill it, dry it, stretch it, glue it, screw it, plane it, cut it, or almost anything it --- it will react differently. It even looks different surface to surface.

There are over a hundred species of trees and shrubs in the world with wood so heavy that they will sink. Some of these woods are so dense they've been used for anvils.



**JELLYFISH HAVE SURVIVED
650 MILLION YEARS,
DESPITE NOT HAVING A BRAIN.**



THIS GIVES SO MANY PEOPLE HOPE.



Monthly Challenge



New 2021 Monthly Meeting Challenge.

We are going to start up the monthly challenge.

The challenge will start in February and sponsored by Woodcraft. We will have some \$10.00 Woodcraft gift cards to give out through a random drawing giving all an equal chance to win. Number of cards to be determined.

To be included in the gift card drawing, pictures and description should be submitted via email to Mike Rohrer mdrprof@gmail.com *once finished but no later than one week before the Monthly Meeting date.* All have an equal chance at winning a gift card.



The Monthly Challenge for
May was
“Turn A Platter”



May Monthly Challenge –
“Turn A Platter”

John Campbell



I think the wood is elm. It is finished with beeswax and mineral oil.

May Monthly Challenge – (cont'd) “Turn A Platter”

Todd Williams



These are “basket weave illusion” pieces,
inspired by Native American woven baskets

May Monthly Challenge – (cont'd)
“Turn A Platter”

Todd Williams



Continued “basket weave illusion” pieces



May Monthly Challenge – (cont'd)

“Turn A Platter”

Mike Rohrer



Irish platter from a class by Dick Hicks, based on Glenn Lucas. Elm with mahogany inserts; 11 ½" x 1 ¼"



May Monthly Challenge – (cont'd)

“Turn A Platter”

Ken Crea



Two examples of my attempt at Harvey Meyer's basket weave illusion platter. Both are 12" diameter maple. The green platter has 30 rings x 96 spokes. The brown platter has 30 rings x 88 spokes. On the brown one I didn't form full beads and I sanded after woodburning the spokes. This minimized the burn marks, which I wasn't crazy about on the green platter. It still looks like a basket illusion to me.

May Monthly Challenge – (cont'd)

“Turn A Platter”

Gary Egbert




Four walnut plates

Elm plate



Maple (?) platter



Walnut platter

All finished with a bee's wax/walnut oil mix



May Monthly Challenge – (cont'd)

"Turn A Platter"

Charlie Prokop



A simple platter. Of interest though, it is a quarter sawn pine board 1×12 that went across the very small pith. Kind of interesting.



May Monthly Challenge – (cont'd)

“Turn A Platter”

Lee Luebke



These platters are approximately 17.75 inches in diameter made of walnut, maple, and small pieces of padauk. These are about as large as I can make on my Laguna 18/36 lathe.



These are one piece walnut platters, 14-inch diameter. This style of platter came from Glenn Lucas and was then taught by Dick Hicks in a platter class before Covid.



May Monthly Challenge – (cont'd)

“Turn A Platter”

Lee Luebke



The one with blue epoxy was filled in when I did that infamous one more cut and cut out right to the top of the jaw edges. I then filled in with the blue metallic epoxy. The platter is now called the Blue Moon Platter.

More Glenn Lucas style platters 16, 14, and 10-inch sizes. They have walnut, maple, and small padauk boards.

This is an almost 18-inch platter done on my Laguna 18/36



May Monthly Challenge – (cont'd)

“Turn A Platter”

Steve Mages



15" elm



11" walnut



16" ash



May Monthly Challenge – (cont'd)
“Turn A Platter”

Ken Hallberg



“3 - Way Platter”
12 ½” diameter ribbon striped African
mahogany and colored Baltic birch



May Monthly Challenge – (cont'd)
“Turn A Platter”

Greg Just



Red elm, 9"



June Monthly Challenge

Submit your entries for the June Monthly
Challenge

“Turn a Jason Breach Style Pagoda Box”

Submit your entries for the June Challenge during May!
Send them to mdrprof@gmail.com by May 28.

Remember, you are encouraged to submit more than 1 entry so we may enjoy your turnings, but your name will only be entered in the drawing once, giving everyone an equal chance to win.

Future Challenges:

July 2022 – Turn a Mortar & Pestle Set

August 2022 – Turn a Deep Hollow Vessel

September 2022 – Turn a Goblet – The Longer the Stem the Better



Area & Regional Meetings

Hamburger Club

The Hamburger Club met for fellowship and discussion of woodturning at Big Louie's restaurant on April 14



Dick Hicks, Bill Breckon, John Enstrom, Bob Puetz, Steve McLoon, and Linda Ferber



Joe Zwirn, Jim Jacobs, Lee Luebke and Dan Ernst.
Club organizer, Mike Hunter, took the pictures.



Area & Regional Meetings (cont'd)

The SE Metro Sub-Group met April 29 in Hastings at the Green Mill restaurant. 14 turners attended. The get-together began with a wood giveaway and tool swap/sale in the parking lot.



Mike Lucido &
Warren Gerber



Tool swap/sale



John Schultz brought a large pickup load of free wood from a construction site. At least ¾ of it is gone in this picture.



Lee Tourtelotte, Jim Jacobs,
Mark Wadul, Ken Hallberg,
Ellen Starr, Warren Gerber





Display of turnings



Mike Rohrer acorns



Ellen Starr



Ken Hallberg



Area & Regional Meetings

April 16, six woodturners--John Schultz, George Martin, Tim Dodds, Steve Raddatz, Steve Legvold, and Russ Loucks, all members of the SE Metro Splinters--helped Bill Campbell move most of his shop from his old house in Hudson to the new one in Lakeville. The stalwart splinters emptied Bill's storage room of wood to be turned, dimensional lumber, and a couple of slabs, toted boxes and tubs and small tools from his shop into trucks and trailer and hauled it all to Lakeville. Everyone seemed to have a good time and Bill was extremely grateful. The moving truck will take the lathe and heavy equipment next week and sooner or later Bill will be up and turning again. Thanks, splinters!



What's On My Lathe?

We introduced a new feature in this newsletter in which we're asking members to snap a picture of a work in progress (the key is "in progress") and send it to the editor so we can see pieces being actively created, rather than just seeing completed and "finished" work.

A Beads of
Courage box from
a 100-year-old
pine beam

Mike Rohrer



PLEASE snap a picture with your
phone of an ongoing turning and
send "what's on my lathe" to:
mdrprof@gmail.com



I was visiting my DAUGHTER last night when I asked if I could borrow a newspaper.

"This is the 21st century" she said. "We don't waste money on newspapers. Here, use my iPad."

I can tell you this... that fly never knew what hit him.



Baobab Plane Trees

On a recent trip, Jay Schulz found these interesting trees in Whitehall Park in Canterbury, England. He thought that one of these trees could provide our entire club with material for nice burl turnings.

Some on-line research found this:
The "baobab" plane trees that can be found dotted around the city of Canterbury are distinctive as a result of their bulbous, knobby trunks. These trees may be a clone of the London plane but have also been referred to as Oriental planes in the past and some confusion remains as to what to call them. Most recent advice from the National History Museum Identification Service notes this type as the baobab plane and says the unusual growth of the trunk may be the result of a viral infection, though this is uncertain.



Continued on next page

Bulletin Board

Linda's been in the woodturning spotlight recently

Linda Ferber

An interview with Linda Ferber is on woodturners_worldwide at:
https://www.instagram.com/tv/Cb2yd_SFloC/?utm_medium=copy_link



Linda Ferber (with Sally Ault & Janice Levy) had a piece selected for the 2022 American Association of Woodturners Annual Member Exhibition, *Bridging the Gap: The Craft and Art of Woodturning*. Twenty-seven artists from four countries and 16 states will have their work showcased at the AAW Symposium in Chattanooga June 23-26, at the AAW Gallery of Wood Art in St. Paul, Minnesota, September 2 to December 27, 2022.

This exhibition is an all-juried show with no invited artists, and entries were judged without identifying information. The three-member panel consisted of artist Max Brosi, Ireland; collector Jonathon Cuff, UK; and artist and professor of woodworking Karen Ernst, US, who separately considered 120 submissions individually for the first round, then met online for more than two hours to determine the final selections. The fruit of their labor is an exhibition that spans many aspects of contemporary turning, from a classic footed walnut bowl to a funky collaborative assemblage.

Reflecting the increasing number of women who are entering this once primarily male field, this year's show set a new member exhibition record: 35% of the works are by women turners, a significant increase from past years.

woodturners_worldwide

INTERVIEW WITH LINDA FERBER SATURDAY!



Mushroom Box
Linda Ferber

Boxelder, Birch, clay, acrylic paints



AAW Apr 21 "From the AAW Toolbox"

Continued on next page



Fractal Burning Do Not Do It!



On April 6, a Wisconsin couple was killed doing fractal burning. It's dangerous! It's STUPID! If you've got a brain, use it and don't try fractal burning!



New York Times

Many MWA members like to turn wooden utensils

The New York Times
April 18, 2022

Researchers say their knife made of hardened wood cuts better than steel.
Knife experts are skeptical.



This wooden knife's makers say it's nearly three times as sharp as steel. →

Bo Chen





Have Your Family Save Your Bowls!



20" calabash bowl, Hawaiian, 1700, cracks repaired in mid 1800s.

In 1700s, insides of bowls never had finish applied.

Worth \$25K to \$30K

Continued on next page





FREE AMERICAN ASSOCIATION OF WOODTURNERS MEMBERSHIP

The advantages of an AAW membership include numerous on-line publications every month that contain excellent articles, tips for turning, detailed methods for projects and other items worthwhile to woodturners.

The AAW is currently offering a partial year free membership. Click on this URL for details.

https://www.woodturner.org/Woodturner/Join-Pages/Affiliate-Membership.aspx?_zs=XcCib&_zl=7pG13

Affiliate Membership FREE Worldwide

The **free** Affiliate membership offers access to the complete collection of AAW online resources, including the *American Woodturner* journal, for a **full three-months**.

Free: Affiliate Membership

Invite friends for a **FREE** AAW test drive!

Did you know that your friends and chapter colleagues can sign up to get all the benefits of online AAW membership **FREE**?

Once they sign up, they'll get full access to all digital content including AAW publications *American Woodturner* and Woodturning **FUNDamentals**. Plus, they'll get weekly and bimonthly e-newsletters, and have access to Explore, Video Source, online learning portals, optional public profile as a Demonstrator and/or Maker with image availability, and more. **All of this is FREE for up to 90 days.**

[Here's where to sign up.](#)



WOOD SEALER

At this time sealer is available from:

Lee Luebke, Corcoran MN, lguebke@comcast.net

Julie Abbott, Eden Prairie MN, JulieAbbott@EdinaRealty.com

Bob Meyer, Lino Lakes MN, rjmbobco@comcast.net

Steve Mages, Minnetonka, smages@juno.com

Paul Laes, Cottage Grove, Woodforfun@hotmail.com

I am looking for others to sell sealer throughout the metro area.

Bring plastic jugs if you have them.

Sealer \$10.00 gallon.



We need heavy duty plastic jugs for dispensing sealer.

If you have any gallon containers, we could sure use them. It would be best if you could bring your empty containers to be filled.

The club now has a chip card reader so you can pay Lee Luebke by credit card or cash. Each gallon is still \$10.

Anyone wanting to sell sealer can buy a quantity from me if you like or take some gallons and sell them to members and send the money to Treasurer Mark Debe.

Lee Luebke, President MWA, 612-419-8743

Continued on next page



Please send items for the Bulletin Board to: mdrprof@gmail.com

As a group which cannot meet in person, we'd like to keep up with our friends and hear about awards, shows, family news (weddings, accomplishments of children and grandchildren), retirements, hospital stays, illnesses, book recommendations, website recommendations and anything else you would normally talk about in person at MWA or Sub-Group meetings. All of these and more are possibilities for the Bulletin Board. We're not seeing our MWA friends face-to-face, but we still need to stay in touch.

Dan Ernst-jigs for bandsawing big pieces and logs





New Members April 2022

Welcome all new members and we all look forward to getting together face to face as soon as we can.

Ron Pearson	St. Paul
Mark Johnson	Elko New Market
Ronald Lein	Hudson
Cara Benson	Mahtomedi
Brandon Allan	Minneapolis

Ron Lein and Cara are father/daughter.
Welcome to the MWA!



Lathe Contact List

The MWA Newsletter is presenting a list of members who would be happy to give you pros & cons and experiences with the lathes they own or with which they have had experience. This list is being updated every week as more members are contacting me saying they'd be happy to be listed. If you would be willing to have your name and email address listed under the type of lathe(s) you have, please contact me .

LATHE	Member	Email address
Bonnie Klein Mini 12x18	Linda Ferber	lindajaneferber@gmail.com
Craftsman Professional	Steve Mages	smages@juno.com
Delta mid size 12"	Randall Thompson	thomp013@umn.edu
Delta mid size 12"	Dan Larson	dhjlar@comcast.net
Delta midi	Bob Meyer	rjmbobco@comcast.net
Delta midi	Joe Zwirn	joezathome@msn.com
Grizzley G 0733	Martin Young	martin.clay.young@gmail.com
Harbor Freight(Central Machinery 10x18)	Rusty Ogren	richardogren@protonmail.com
Jet 1015	James Zangl	james.zangl@gmail.com
Jet 12/21	Lee Luebke	lguebke@comcast.net
Jet 14x42	Rusty Ogren	richardogren@protonmail.com
Jet 1640	Joe Zwirn	joezathome@msn.com
Jet 1642 EVS	Jenny Trice	jennytrice@aol.com
Jet 1642 1.5 hp	Greg Just	woodturner07@gmail.com
Jet JML 10/14 Mini	Neil Robinette	northsideturners41@gmail.com
Jet JWL - 1220VS	John Campbell	campbell.jn@gmail.com

Continued on next page



Lathe Contact List (cont'd)

Laguna 12/16	Lee Luebke	lguebke@comcast.net
Laguna 18/36	Jay Schulz	jfschulz@comcast.net
Laguna 18/36	Dan Larson	dhilar@comcast.net
Laguna 18/36	Lee Luebke	lguebke@comcast.net
Laguna 18/36	Mike Lucido	mike.s.lucido@gmail.com
Laguna Revo 18/36 220v	John Campbell	campbell.jn@gmail.com
Laguna Revo 18/36 220v	Neil Robinette	northsideturners41@gmail.com
NOVA 3000	James Zangl	james.zangl@gmail.com
Nova Comet II	Rolf Krogstad	rolf.krogstad@gmail.com
Nova Comet II	Mike Anderson	manderson4700@comcast.net
NOVA DVR 16"	Dan Larson	dhilar@comcast.net
NOVA DVR 16"	Joe Zwirn	joezathome@msn.com
NOVA DVR XP	Bill Szydlo	szydlo.bill@gmail.com
NOVA DVR XP 16"	Chuck Shreffler	cshreffler@outlook.com
Oneway 2036	Dick Zawacki	dickzawacki@gmail.com
Powermatic 2014	Steve Legvold	stevelegvold@gmail.com
Powermatic 2520B	Steve Mages	smages@juno.com
Powermatic 3520B	Todd Williams	toddwilli@comcast.net
Powermatic 3520B	Steve McLoon	s.c.mcloon@gmail.com
Powermatic 3520C	Reid zimmerman	reidazimmerman@gmail.com
Powermatic 3520C	Dan Ernst	piloto1@comcast.net
Powermatic 4224B	Dan Larson	dhilar@comcast.net
Powermatic 45	Todd Williams	toddwilli@comcast.net
Robust American Beauty	Tim Dodds	tbikefast@aol.com
Robust Liberty	Jim Jacobs	woodmanmn@aol.com
Robust Liberty	Warren Gerber	xlwalleye@gmail.com
Robust Sweet 16	Linda Ferber	lindajaneferber@gmail.com
Robust Sweet 16	Bob Meyer	rimbobco@comcast.net
Shopsmith	Martin Young	martin.clay.young@gmail.com
Shopsmith (restored)	Lee Luebke	lguebke@comcast.net
Vega 2600	Bill Szydlo	szydlo.bill@gmail.com
Vicmarc VL 300	Lee Tourtelotte	leetourtelotte@icloud.com



Member Help Line

The club has organized a "Member Help Line", the purpose of which is to answer questions/give advice and help educate our membership. Even though it is more difficult during the Covid-19 social distancing time to help people in home workshops, there are still ways to help each other with woodturning questions/problems. The volunteers can help via email, telephone, Zoom, some personal contact using social distancing and masks, and probably other ways we haven't tried yet.

Maybe you're a beginner looking for advice on what to buy.

Maybe you have questions on chucking.

Maybe you have sharpening questions.

The volunteers listed on the next page are more than happy to help. Some have listed areas in which they feel more comfortable, but all will help with your woodturning question.

We would like more members to volunteer for our Member Help Line. If you would like to be "on call" please contact Mike Rohrer at mdrprof@gmail.com with your phone #, email address, area where you live, areas you'd be willing to help with, and your name will be added to the list.

Continued on next page



Member Help Line

Mike Rohrer	612-276-9556	mdrprof@gmail.com	bowls, boxes	South Mpls
Steve Miller	715 821-8726	ssmiller920@gmail.com	all types, light on segmenting	River Falls, WI
Lee Tourtelotte	612-670-1874	leetourtelotte@icloud.com	all types, beginner, advanced	South Mpls
Warren Gerber	651 403 2883	xlwalleye@gmail.com	Bowls	Mendota Heights
Jim Jacobs	651-497-1309	woodmanmn@aol.com	beginner/advanced, segmenting, skews	Hastings
Dick Zawacki	507-744-5748	dickzawacki@gmail.com	general, bowls, wood carving	Northfield
Mike Lucido	651-738-2551	mike.s.lucido@gmail.com	general woodturning	Woodbury
Bill Campbell	715-338-2634	wm.e.campbell@uwrf.edu	general woodturning	River Falls, WI
Mark Kelliher	651-636-8678	markandkathy007@comcast.net	general woodturning	Arden Hills
Todd Williams	651-274-4658	toddwilli@comcast.net	general woodturning	Lake Elmo
Bob Meyer	651-483-6187	rjmbobco@comcast.net	bowls, ornaments, sharpening, gen'l.	Lino Lakes
Dick Hicks		rbhicks@rbhicks.com	platters, spindle work, bowls	Zoom from shop
Steve Mages	952-544-5286	smages@juno.com	general woodturning	Minnetonka
Neil Robinette	763-639-1085	northsideturners1@gmail.com	sharpening, tool control, turning vs budget	Brooklyn Park
Andy Levesque	651-769-4070 TEXT	andy.m.levesque@gmail.com	resin/epoxy casting, hybrid turning, vacuum stabilizing, CNC & laser engraving	Lindstrom
Rusty Ogren	612-990-4857	richardogren@protonmail.com	resin questions, crack filling	Plymouth
Dan Ernst	651-280-7484	pilot01@comcast.com	coring, wing bowls, bowls, gen'l turning	Maplewood, St Paul
Bill Szydlo	651-206-5547	szydlo.bill@gmail.com	segmenting, sharpening, gen'l turning	Northfield, MN
James Zangl	6541-645-4696	james.zangl@gmail.com	bowls, hollow forms, vases, pens, etc	St Paul -Hamline area
Joe Zwirn	612-619-4793	joezathome@msn.com	segmenting, general woodturning	Brooklyn Center
Mark Palma	612-991-7733	marksworkshop@gmail.com	finishing & color	Lanesboro



Editor's Notes



We hope all our members are enjoying their favorite hobby, WOODTURNING. It is unfortunate that there have been so few chances to get together in person.


I know you all join with the entire MWA membership in wishing condolences to the family of Gordon Fay. He was just a few weeks short of being 98 years old and until very recently was actively woodturning. I hope a lot of you got to know Gordy during the time he was a member of MWA. There aren't many folks who can say they have a friend who was a fighter pilot in WWII.

One of the great advantages of being an MWA member is the access to all the blogs on the MWA website. This section is a treasure trove of demonstrations. On the Member Portal page, right after you log in, under MWA CHAPTER, scroll down to BLOG. Navigating through the Blog you will find helpful information like how to build a log processing center, turning tips, and links to many educational videos.

Please snap a picture of whatever you're turning on your lathe and email it to me. We'd love to see examples of "in progress" turnings. Contact Jay Schulz if you can help with Beads of Courage by making boxes or bags for distribution, but especially if you would be interested in making kits from which other members can make BoC boxes.

Mike Rohrer, Editor
mdrprof@gmail.com





There should be a WOODTURNER in this picture! We make MUCH MORE SAWDUST than any woodpecker or beaver for sure!

